



US00D713169S

(12) **United States Design Patent**  
**Hinkle**

(10) **Patent No.:** **US D713,169 S**  
(45) **Date of Patent:** **\*\* Sep. 16, 2014**

(54) **LEARNING ASSESSMENT FLOOR COVERING**

(71) Applicant: **Lawrence Hinkle**, Hudson, FL (US)

(72) Inventor: **Lawrence Hinkle**, Hudson, FL (US)

(\*\*) Term: **14 Years**

(21) Appl. No.: **29/482,601**

(22) Filed: **Feb. 20, 2014**

(51) **LOC (10) Cl.** ..... **06-11**

(52) **U.S. Cl.**  
USPC ..... **D6/588**

(58) **Field of Classification Search**  
USPC ..... D6/582, 583, 588, 589, 591, 592, 613,  
D6/615, 619, 620, 621; D5/26, 47;  
D32/40; 4/581, 582, 583; 5/417, 420;  
108/90; 296/97.23; 428/80, 83, 85, 91;  
D21/360

See application file for complete search history.

(56) **References Cited**

**U.S. PATENT DOCUMENTS**

D83,056 S *	1/1931	Nash	.....	D5/26
D109,114 S *	3/1938	Winston	.....	D6/622
D114,165 S *	4/1939	Winston	.....	D6/622
D143,527 S *	1/1946	Faberman	.....	D21/360
D247,130 S *	1/1978	Kelley	.....	D21/360
D268,450 S *	3/1983	Hammond	.....	D5/66
D363,318 S *	10/1995	Stephan	.....	D21/360

D370,818 S *	6/1996	D'Alessio	.....	D6/582
D378,969 S *	4/1997	Roan	.....	D6/603
D380,922 S *	7/1997	Perrotti et al.	.....	D6/618
D401,420 S *	11/1998	Sporing et al.	.....	D5/26
D414,975 S *	10/1999	Randle	.....	D6/603
D426,710 S *	6/2000	Sattler-Cohen	.....	D5/53
6,419,495 B1 *	7/2002	Lehmkuhl	.....	434/238
D462,725 S *	9/2002	Wimberly	.....	D21/377
D658,419 S *	5/2012	Anderson	.....	D6/588
2005/0282465 A1 *	12/2005	McNab	.....	446/487
2008/0292836 A1 *	11/2008	Mesalic	.....	428/99
2010/0297597 A1 *	11/2010	Kim	.....	434/362

\* cited by examiner

*Primary Examiner* — Karen S Acker

(74) *Attorney, Agent, or Firm* — Gulf Coast Intellectual Property Group

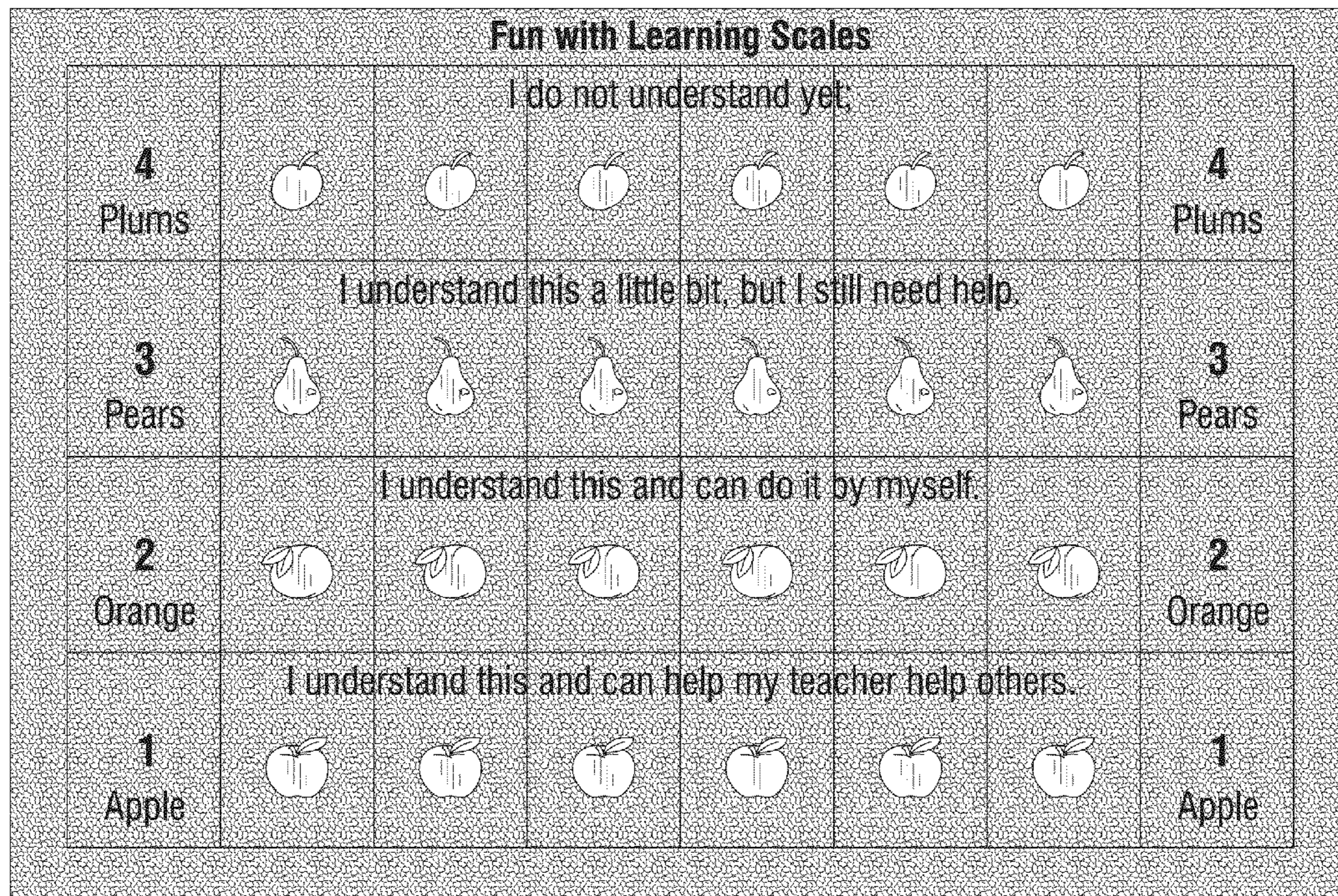
(57) **CLAIM**

The ornamental design for a learning assessment floor covering, as shown and described.

**DESCRIPTION**

FIG. 1 is a perspective view of the learning assessment floor covering shown in a position of use;  
FIG. 2 is a top view of the learning assessment floor covering;  
FIG. 3 is a side view thereof; and,  
FIG. 4 is an end view thereof.  
The broken lines in FIG. 1 represent unclaimed environmental structure and form no part of the claimed design.

**1 Claim, 3 Drawing Sheets**



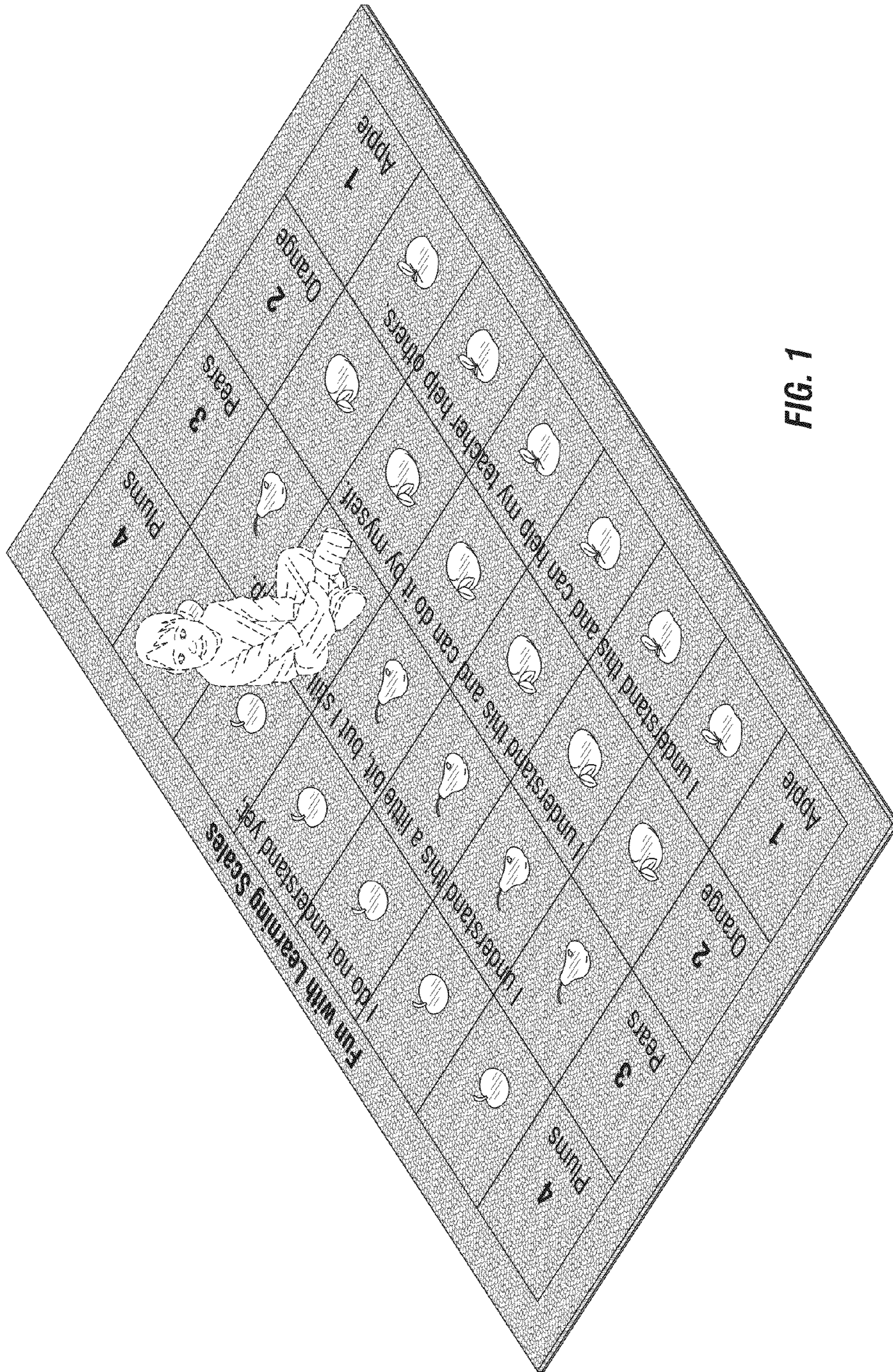


FIG. 1

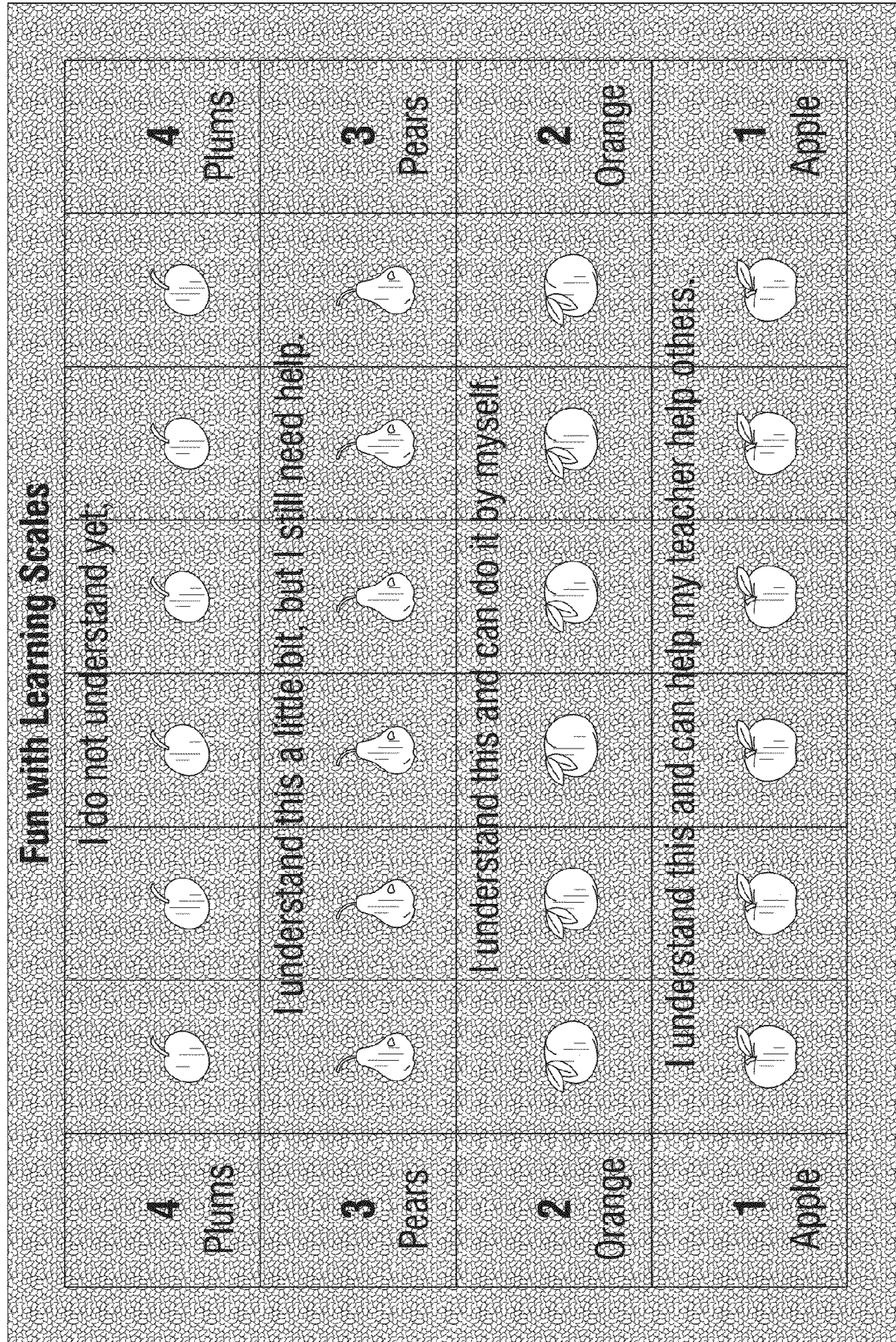


FIG. 2



**FIG. 3**



**FIG. 4**