



US00D713155S

(12) **United States Design Patent**  
**Fugere et al.**

(10) **Patent No.:** **US D713,155 S**

(45) **Date of Patent:** **\*\* Sep. 16, 2014**

(54) **TREE-SHAPED FRAME**

(71) Applicants: **Michele Fugere**, DeForest, WI (US);  
**Brad Kerl**, Dane, WI (US)

(72) Inventors: **Michele Fugere**, DeForest, WI (US);  
**Brad Kerl**, Dane, WI (US)

(73) Assignee: **Uniek, Inc.**, Waunakee, WI (US)

(\*\*) Term: **14 Years**

(21) Appl. No.: **29/433,065**

(22) Filed: **Sep. 25, 2012**

(51) **LOC (10) Cl.** ..... **06-07**

(52) **U.S. Cl.**  
USPC ..... **D6/302**

(58) **Field of Classification Search**  
USPC ..... D6/302, 301, 300; D21/337; 428/18;  
D19/59, 26; D5/66; 40/735, 700  
See application file for complete search history.

(56) **References Cited**

**U.S. PATENT DOCUMENTS**

D259,163	S	*	5/1981	Leard et al.	.....	D6/302
D270,882	S	*	10/1983	Wilson	.....	D6/301
D273,312	S	*	4/1984	Guertin	.....	D21/337
D276,055	S	*	10/1984	Guertin	.....	D21/337
4,543,278	A	*	9/1985	Ackerman	.....	428/18
D285,751	S	*	9/1986	Timarac	.....	D6/301
D295,054	S	*	4/1988	Allen	.....	D19/59
D401,622	S	*	11/1998	Ford	.....	D19/26

D442,804	S	*	5/2001	Parks	.....	D6/450
D667,227	S	*	9/2012	Altieri	.....	D5/66
2010/0050491	A1	*	3/2010	Grange	.....	40/735

\* cited by examiner

*Primary Examiner* — Cathron Brooks

*Assistant Examiner* — Sydney R Buffalow

(74) *Attorney, Agent, or Firm* — Quarles & Brady LLP

(57) **CLAIM**

The ornamental design for a tree-shaped frame, as shown and described.

**DESCRIPTION**

FIG. 1 is an isometric view of a front, top, and right side of an ornamental design for a tree-shaped frame;

FIG. 2 is a front elevational view of the tree-shaped frame of FIG. 1;

FIG. 3 is a rear elevational view of the tree-shaped frame of FIG. 1;

FIG. 4 is a right side elevational view of the tree-shaped frame of FIG. 1;

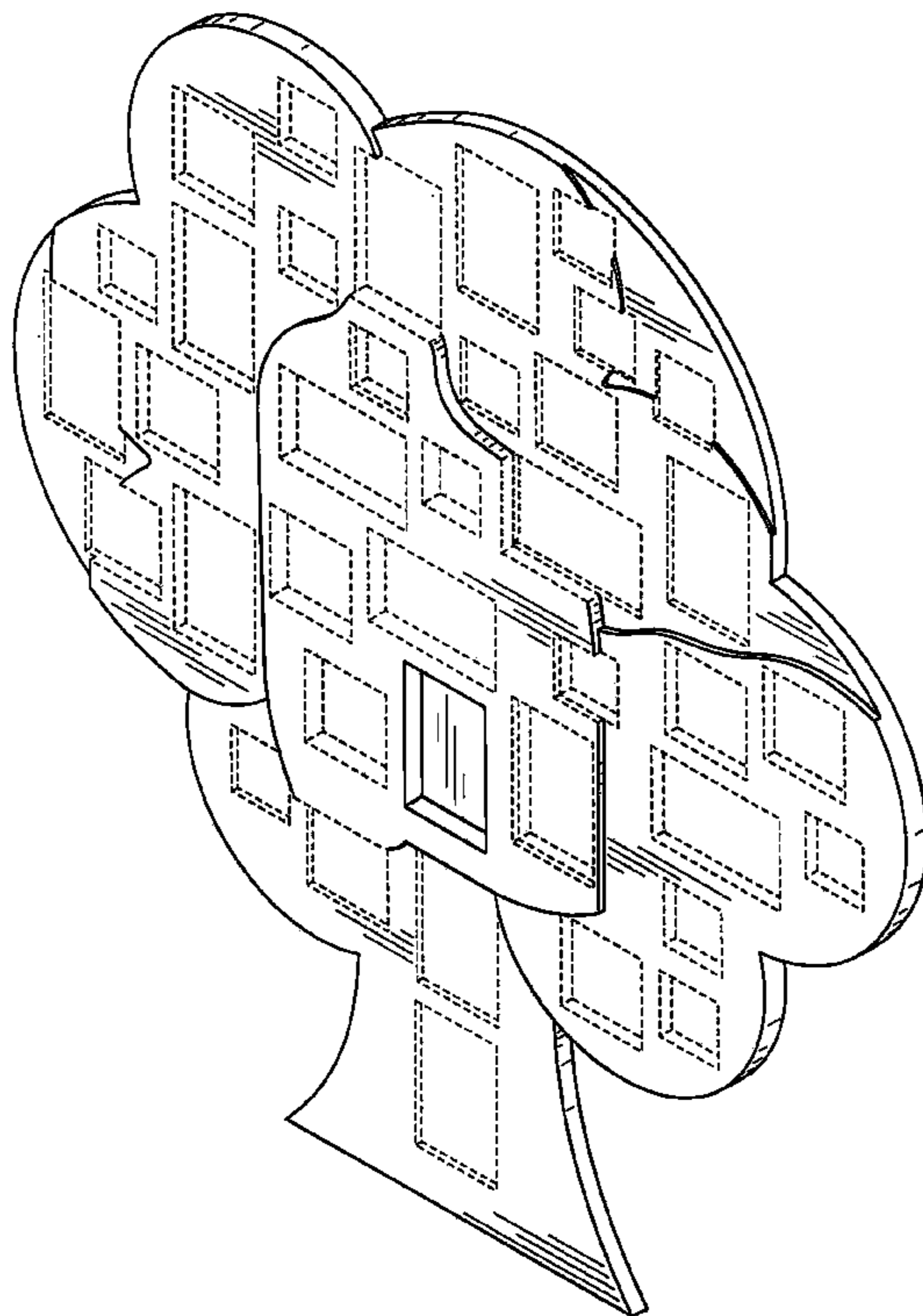
FIG. 5 is a left side elevational view of the tree-shaped frame of FIG. 1;

FIG. 6 is a top plan view of the tree-shaped frame of FIG. 1; and,

FIG. 7 is a bottom plan view of the tree-shaped frame of FIG. 1.

The broken lines in the drawings represent the bounds of the claim, with the exception of the small features on the rear of the frame, which represent unclaimed portions of the frame. All broken lines form no part of the claimed design.

**1 Claim, 5 Drawing Sheets**



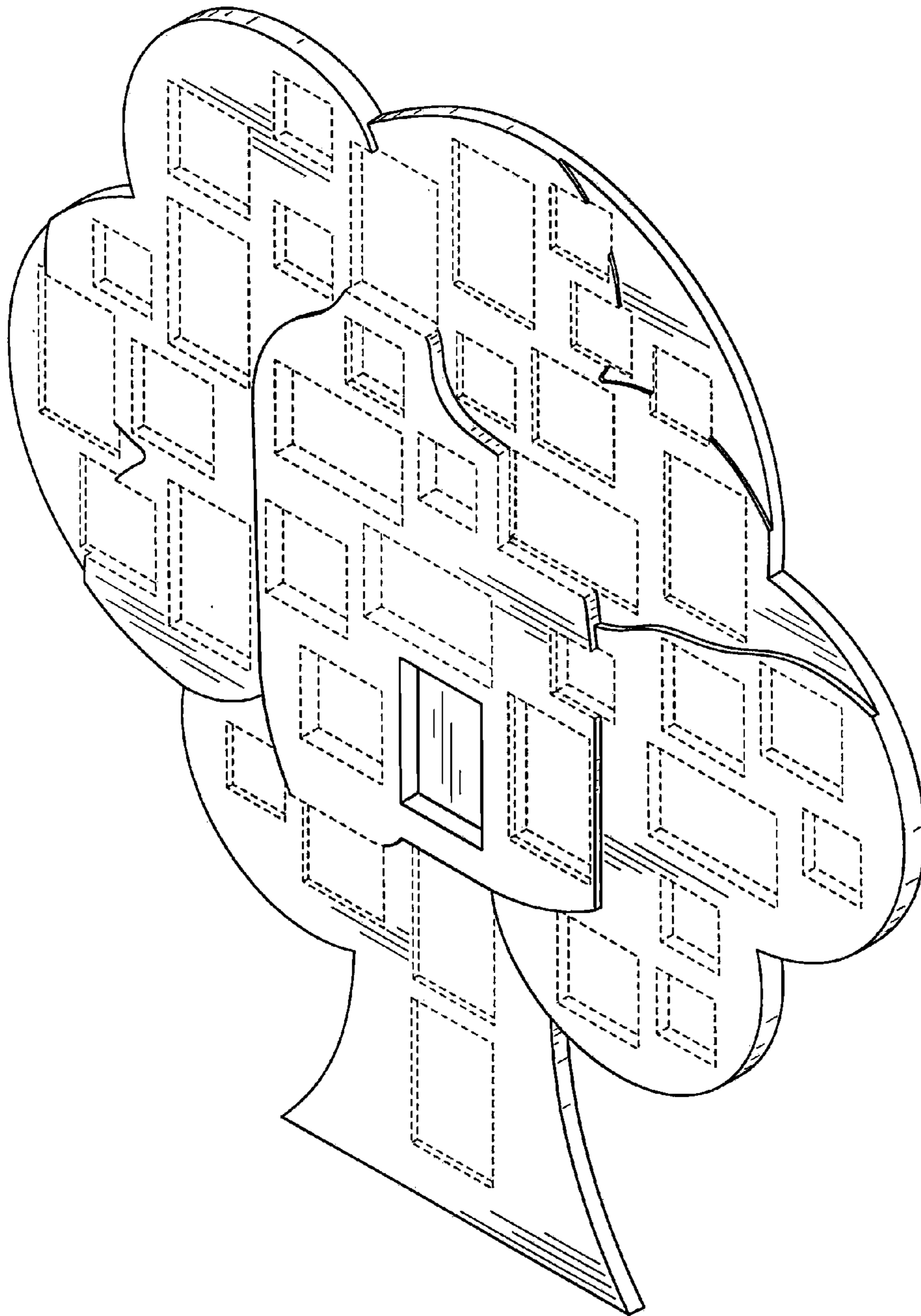


FIG. 1

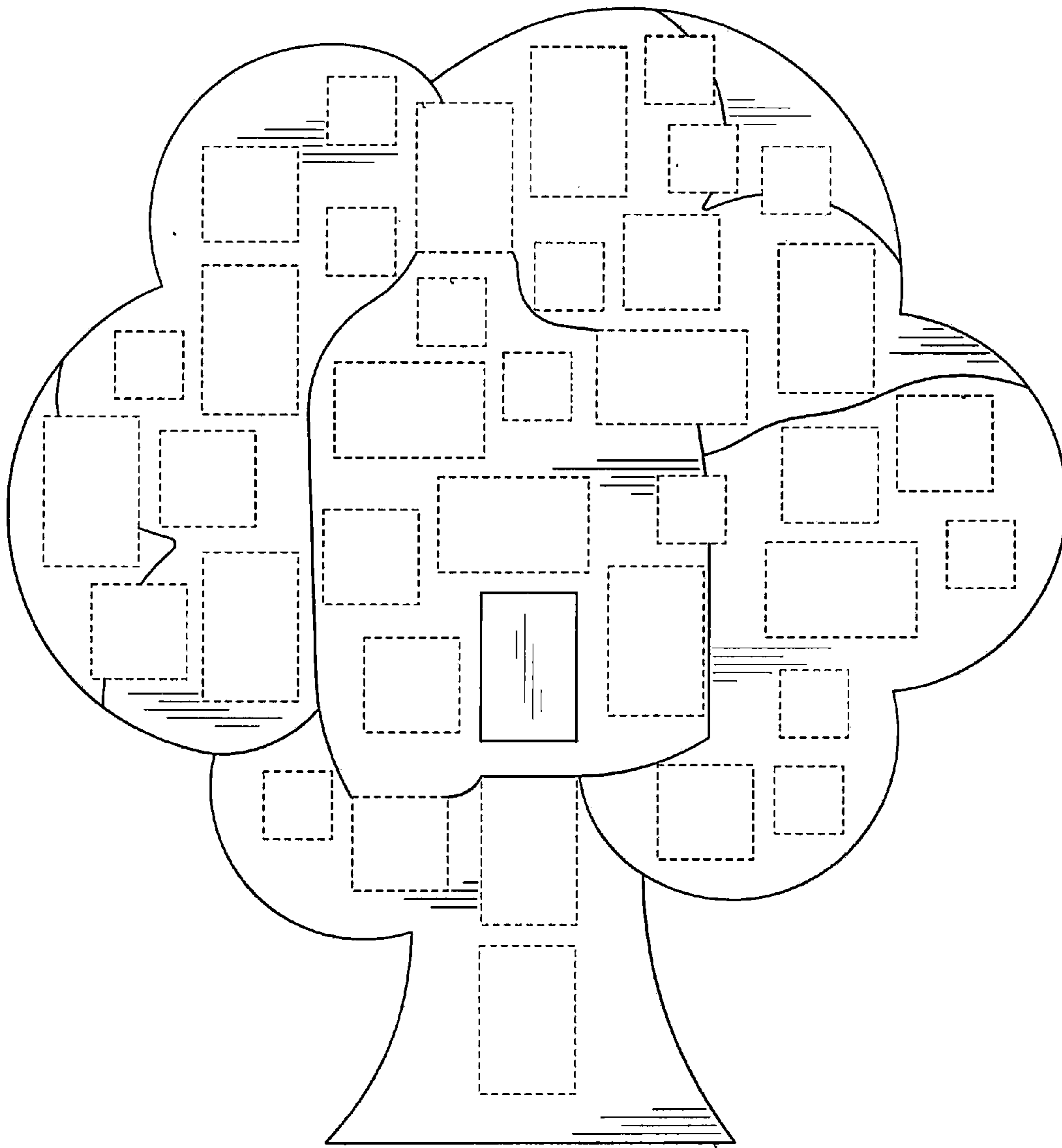


FIG. 2

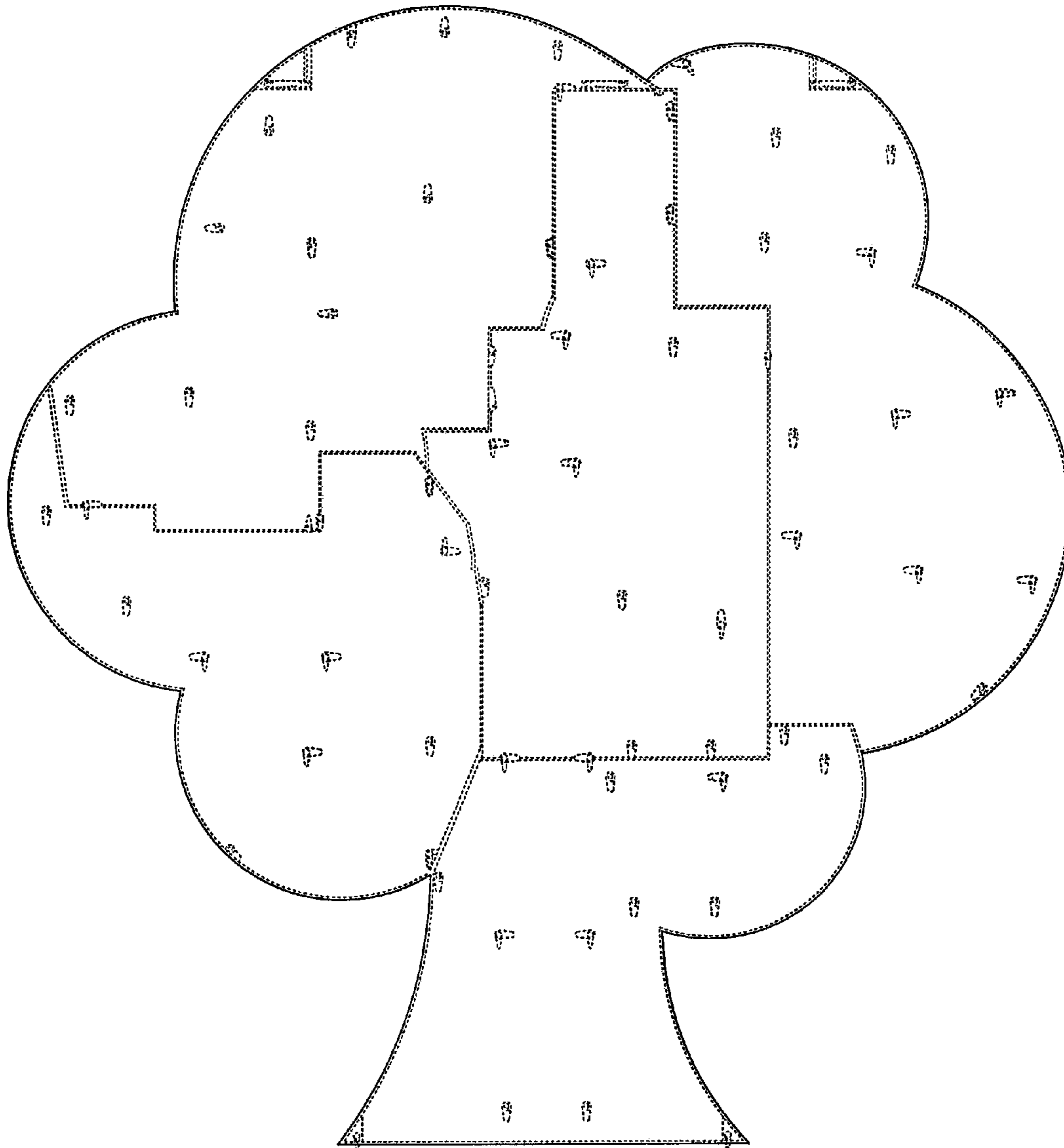


FIG. 3



FIG. 4



FIG. 5

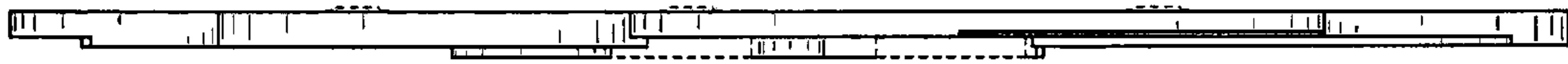


FIG. 6

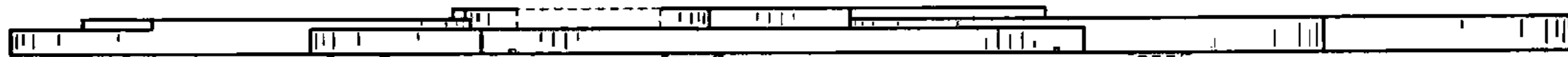


FIG. 7