



US00D713146S

(12) **United States Design Patent**
Ghiorghie

(10) **Patent No.:** **US D713,146 S**

(45) **Date of Patent:** **** Sep. 16, 2014**

(54) **ORGANIZER**

(71) Applicant: **InterDesign, Inc.**, Solon, OH (US)

(72) Inventor: **Radu Alexandru Ghiorghie**, Copley, OH (US)

(73) Assignee: **InterDesign, Inc.**, Solon, OH (US)

(**) Term: **14 Years**

(21) Appl. No.: **29/456,345**

(22) Filed: **May 30, 2013**

Related U.S. Application Data

(63) Continuation of application No. 29/423,096, filed on May 29, 2012.

(51) **LOC (10) Cl.** **03-01**

(52) **U.S. Cl.**
USPC **D3/304**

(58) **Field of Classification Search**
USPC D3/200–201, 203.1, 203.3, 205–206,
D3/304–315; D6/475–476, 672, 675;
D19/75, 77, 86, 90, 92, 100;
206/503–504, 512, 564, 822; 229/100,
229/406, 913–914

See application file for complete search history.

(56) **References Cited**

U.S. PATENT DOCUMENTS

D368,584 S * 4/1996 Stommel, Jr. D3/313
D530,918 S * 10/2006 Snell D3/304

D530,919 S * 10/2006 Snell D3/304
D530,921 S * 10/2006 Snell D3/304
D547,064 S * 7/2007 Snell D3/304
D549,457 S * 8/2007 Dretzka D3/304
D551,453 S * 9/2007 Snell D3/304
D555,904 S * 11/2007 Snell D3/304
D590,596 S * 4/2009 Dretzka D3/304
D600,916 S * 9/2009 Schäfer D3/304
D612,608 S * 3/2010 Snell D3/304
D661,488 S * 6/2012 Kraemer D3/304

* cited by examiner

Primary Examiner — Kelley Donnelly

(74) *Attorney, Agent, or Firm* — Calfee, Halter & Griswold LLP

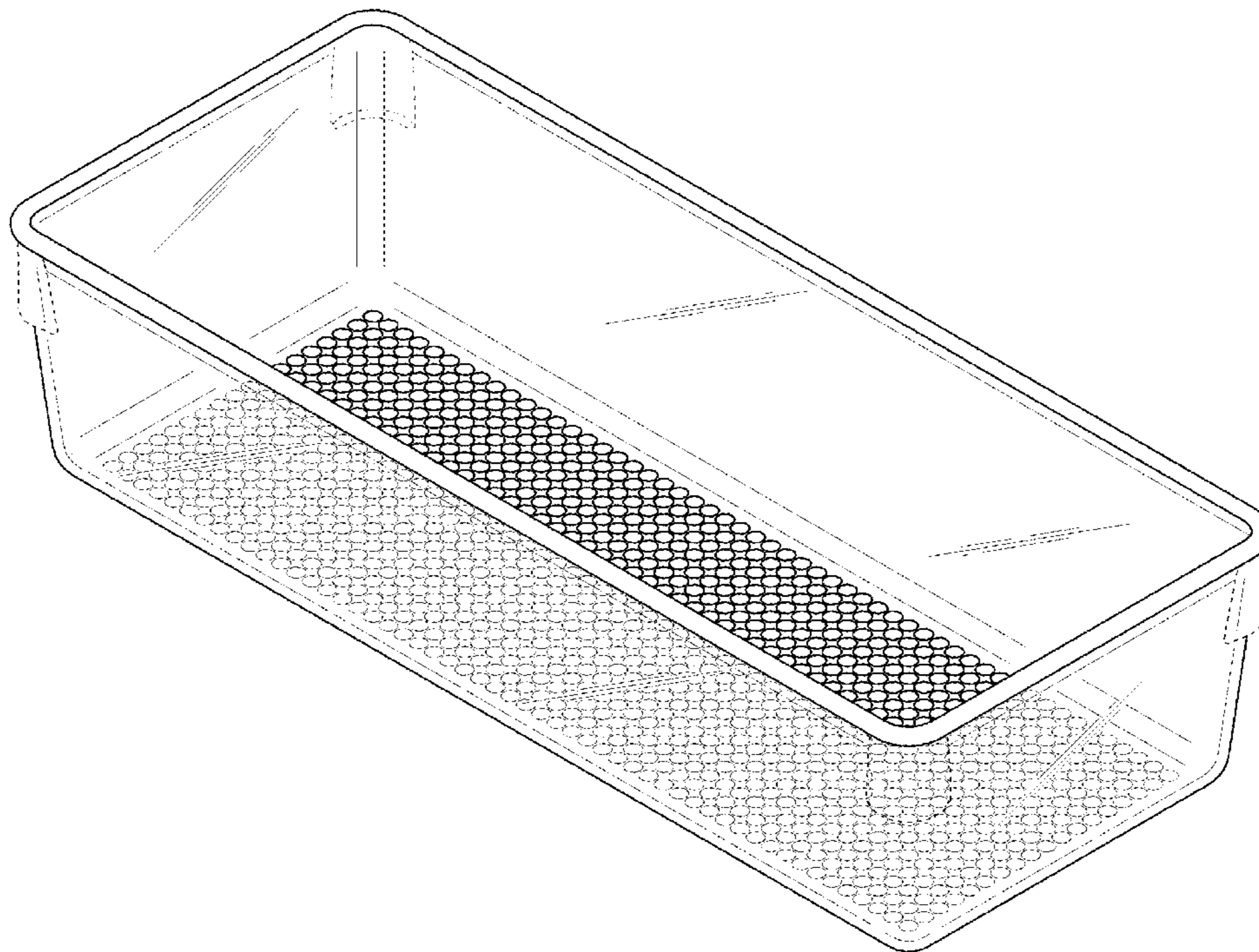
(57) **CLAIM**

I claim the ornamental design for an organizer, as shown and described.

DESCRIPTION

FIG. 1 is a front/right/top perspective view of an organizer according to the present invention;
FIG. 2 is a rear/left/bottom perspective view thereof;
FIG. 3 is a front elevational view thereof;
FIG. 4 is a rear elevational view thereof;
FIG. 5 is a right side elevational view thereof (a left side elevational view would be a mirror image thereof);
FIG. 6 is a top plan view thereof; and,
FIG. 7 is a bottom plan view thereof.
The broken lines in the Figures are for illustrative, environmental purposes only and form no part of the claimed design.

1 Claim, 5 Drawing Sheets



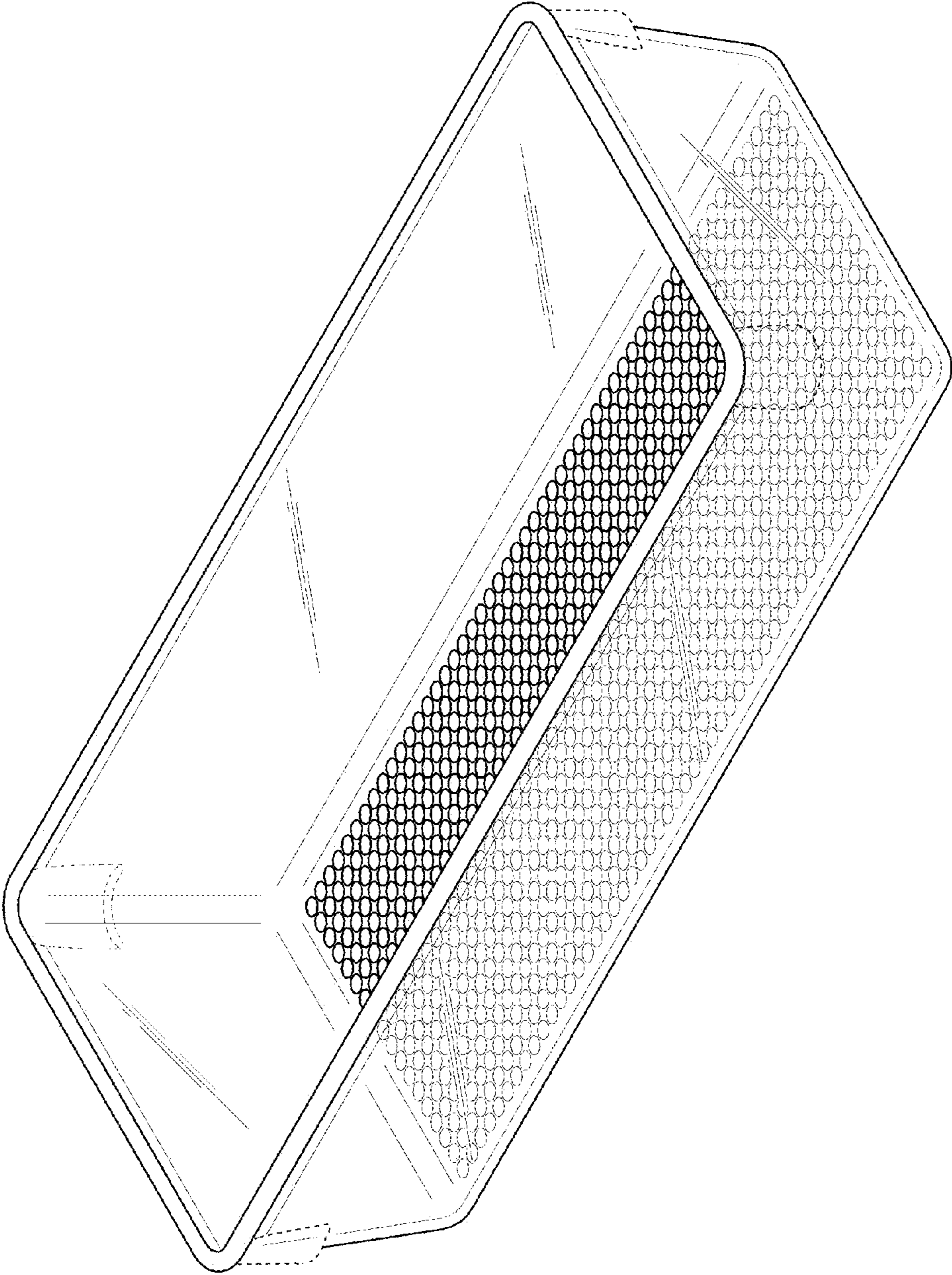


FIG 1

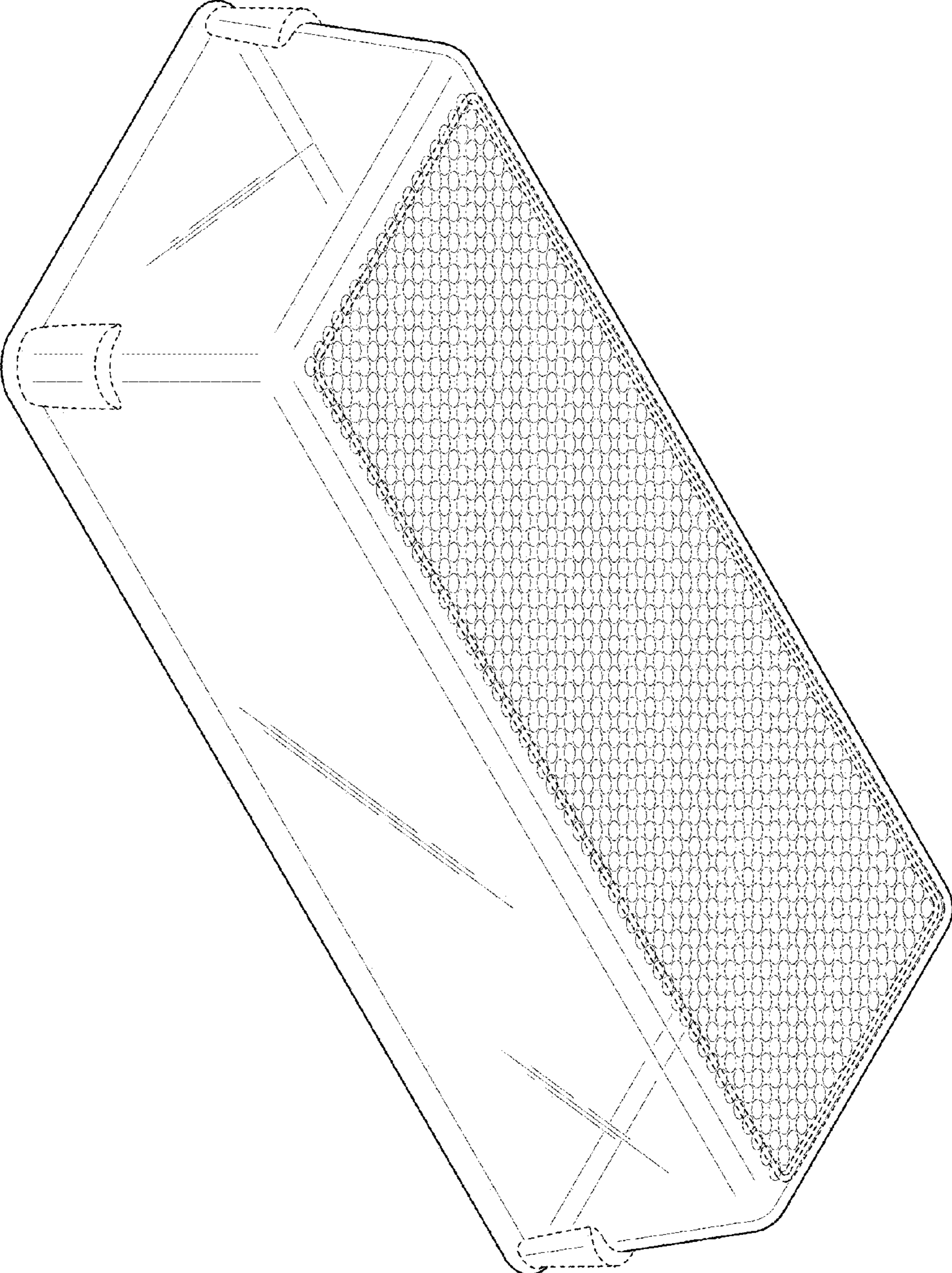


FIG 2

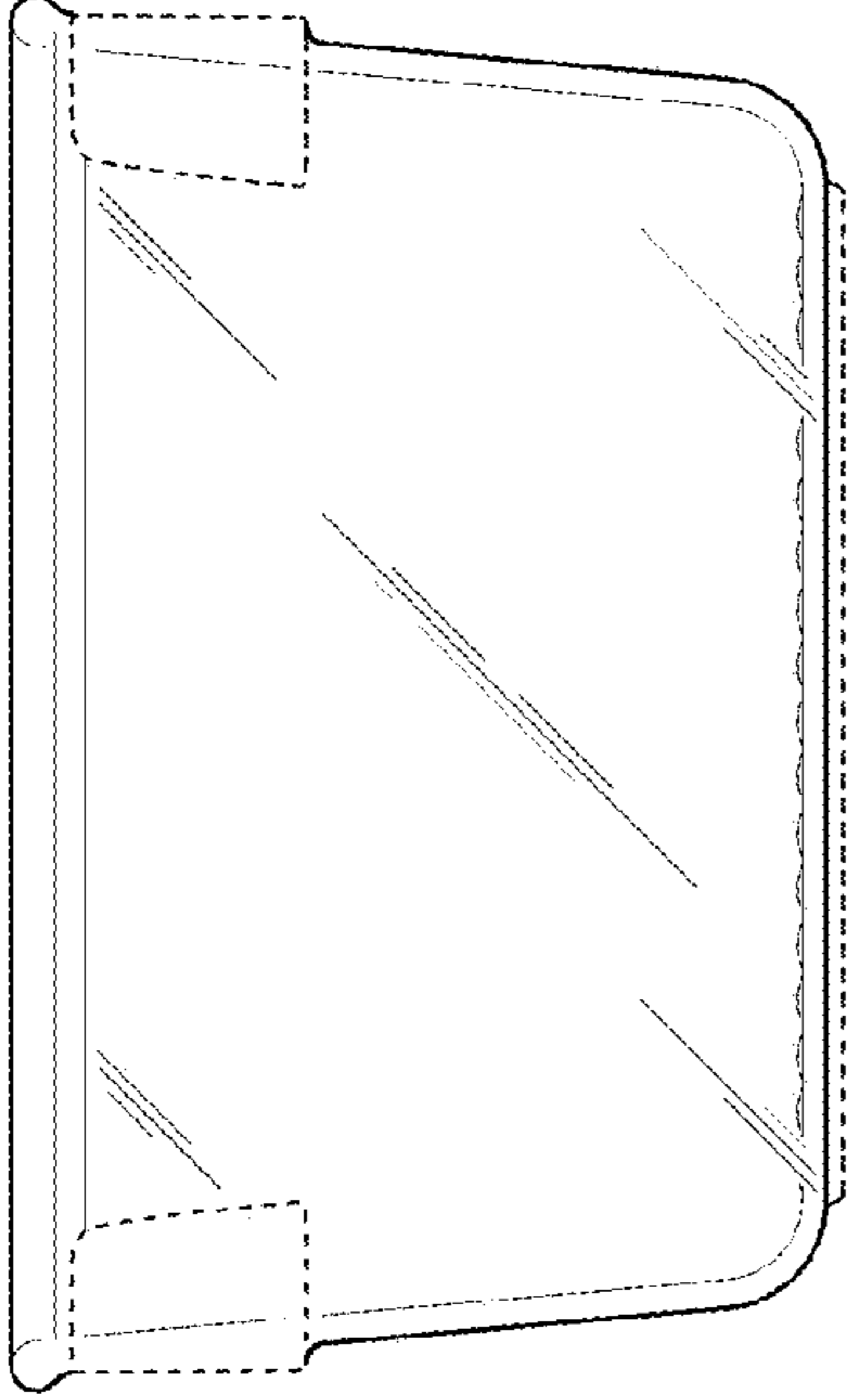


FIG 3




FIG 4




FIG 5




FIG 6




FIG 7