



US00D713143S

(12) **United States Design Patent**  
**Ashley**

(10) **Patent No.:** **US D713,143 S**

(45) **Date of Patent:** **\*\* Sep. 16, 2014**

(54) **WALLET**

(71) Applicant: **Bioworld Merchandising, Inc.**, Irving, TX (US)

(72) Inventor: **James Lee Ashley**, Plano, TX (US)

(73) Assignee: **Bioworld Merchandising, Inc.**, Irving, TX (US)

(\*\*) Term: **14 Years**

(21) Appl. No.: **29/447,860**

(22) Filed: **Mar. 7, 2013**

(51) **LOC (10) Cl.** ..... **03-01**

(52) **U.S. Cl.**  
USPC ..... **D3/247**

(58) **Field of Classification Search**  
CPC ..... B21D 22/02; B21D 22/00; B21D 31/00  
USPC ..... D3/203.1, 203.5, 203.6, 203.8,  
D3/225-227, 247-253, 299, 301, 303;  
D14/250; 40/124.01, 124.06, 124.09,  
40/358, 910-912; 206/39, 232, 424, 425,  
206/457, 494, 534; 150/131-149, 152, 165  
See application file for complete search history.

(56) **References Cited**

U.S. PATENT DOCUMENTS

4,784,199	A *	11/1988	Wise	150/134
4,903,376	A *	2/1990	Rousseau	24/67.9
5,358,019	A *	10/1994	Sumner, III	150/147
5,520,230	A *	5/1996	Sumner, III	150/147
5,944,080	A *	8/1999	Podwika	150/147
5,970,777	A *	10/1999	Hunt et al.	72/379.2

6,082,422	A *	7/2000	Kaminski	150/147
D574,614	S *	8/2008	Sanders	D3/247
2006/0076094	A1 *	4/2006	Kaminski	150/147
2008/0178976	A1 *	7/2008	Lakhiani	150/137
2010/0078101	A1 *	4/2010	Styron et al.	150/137
2013/0104350	A1 *	5/2013	Vlasdeck	24/489

\* cited by examiner

*Primary Examiner* — Adir Aronovich

*Assistant Examiner* — Ethiene Salgado-Rodriguez

(74) *Attorney, Agent, or Firm* — Allen, Dyer, Doppelt, Milbrath & Gilchrist, P.A.

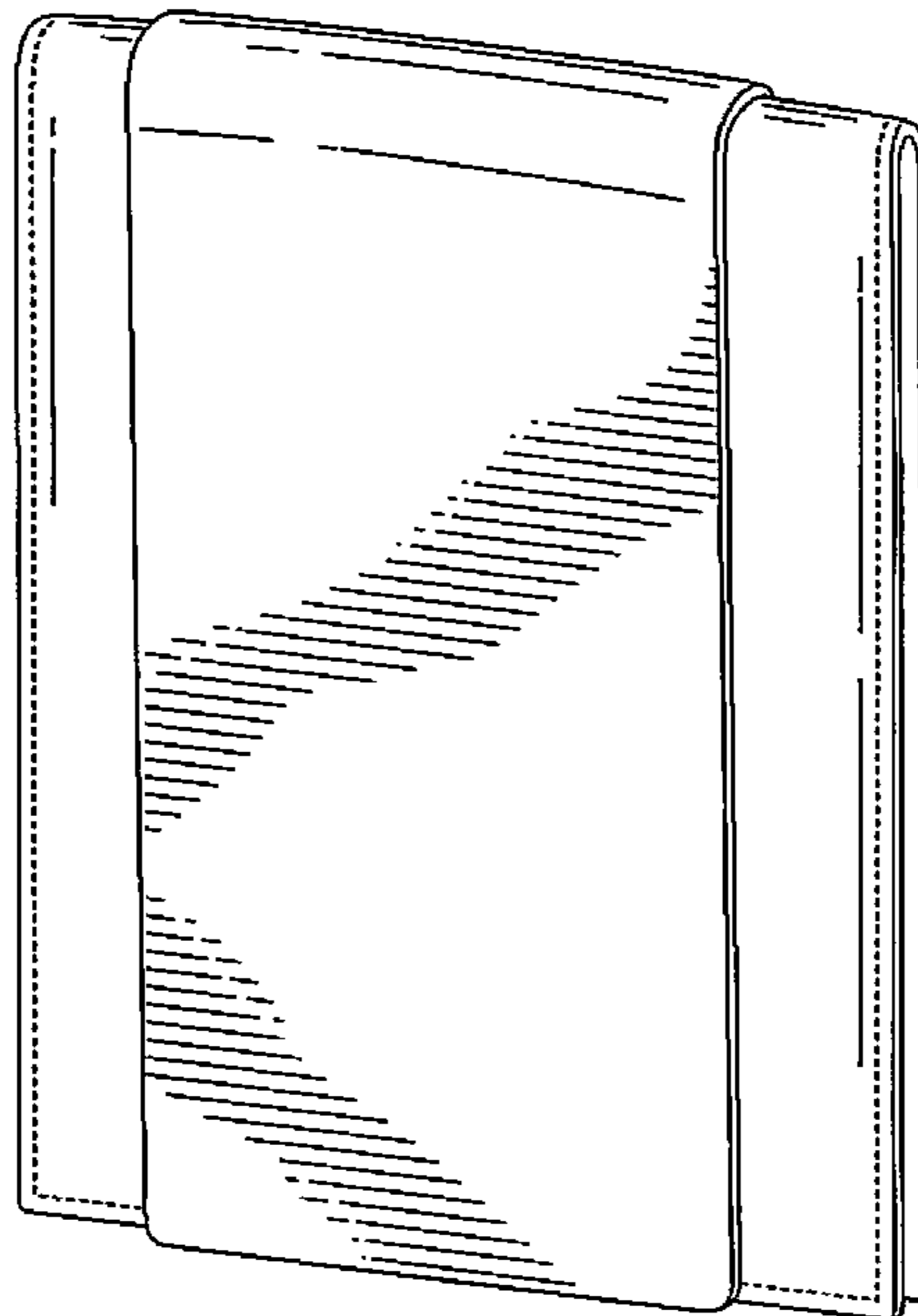
(57) **CLAIM**

The ornamental design for a wallet, as shown and described.

**DESCRIPTION**

FIG. 1 is a front perspective view of a wallet showing my new design;  
FIG. 2 is a front elevational view thereof;  
FIG. 3 is a rear elevational view thereof;  
FIG. 4 is a left side elevational view thereof;  
FIG. 5 is a right side elevational view thereof;  
FIG. 6 is a top plan view thereof;  
FIG. 7 is a bottom plan view thereof; and,  
FIG. 8 is a front perspective view thereof, shown in use.  
The broken lines along the edges of the front and rear surface of the wallet disclosed in FIGS. 1-7 represent stitching. The broken lines in FIG. 8 showing of a pocket are shown for the purpose of illustrating environment only and form no part of the claimed design. The remaining broken lines in FIG. 3 are shown to illustrate portions of the wallet and form no part of the claimed design.

**1 Claim, 6 Drawing Sheets**



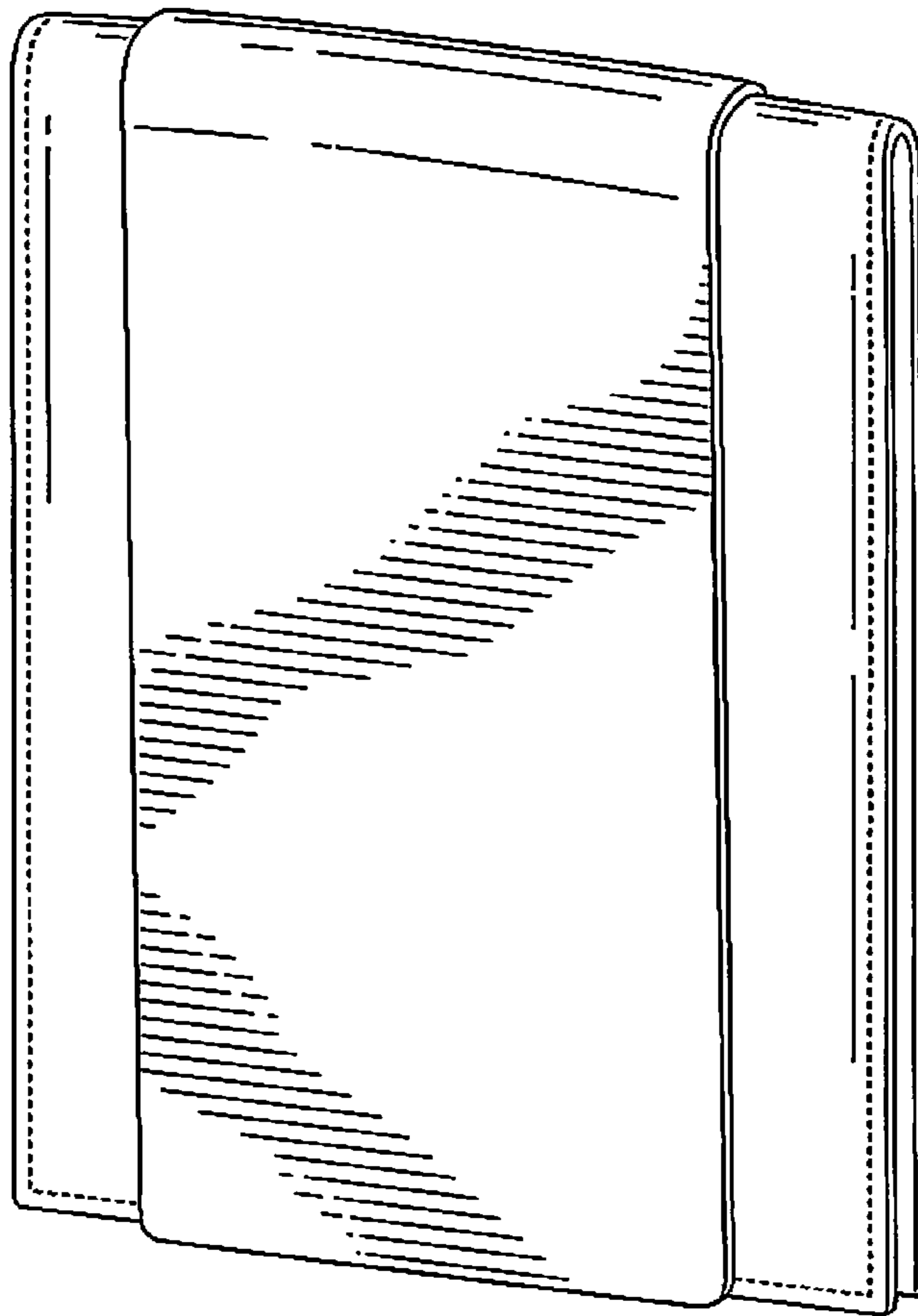


FIG. 1

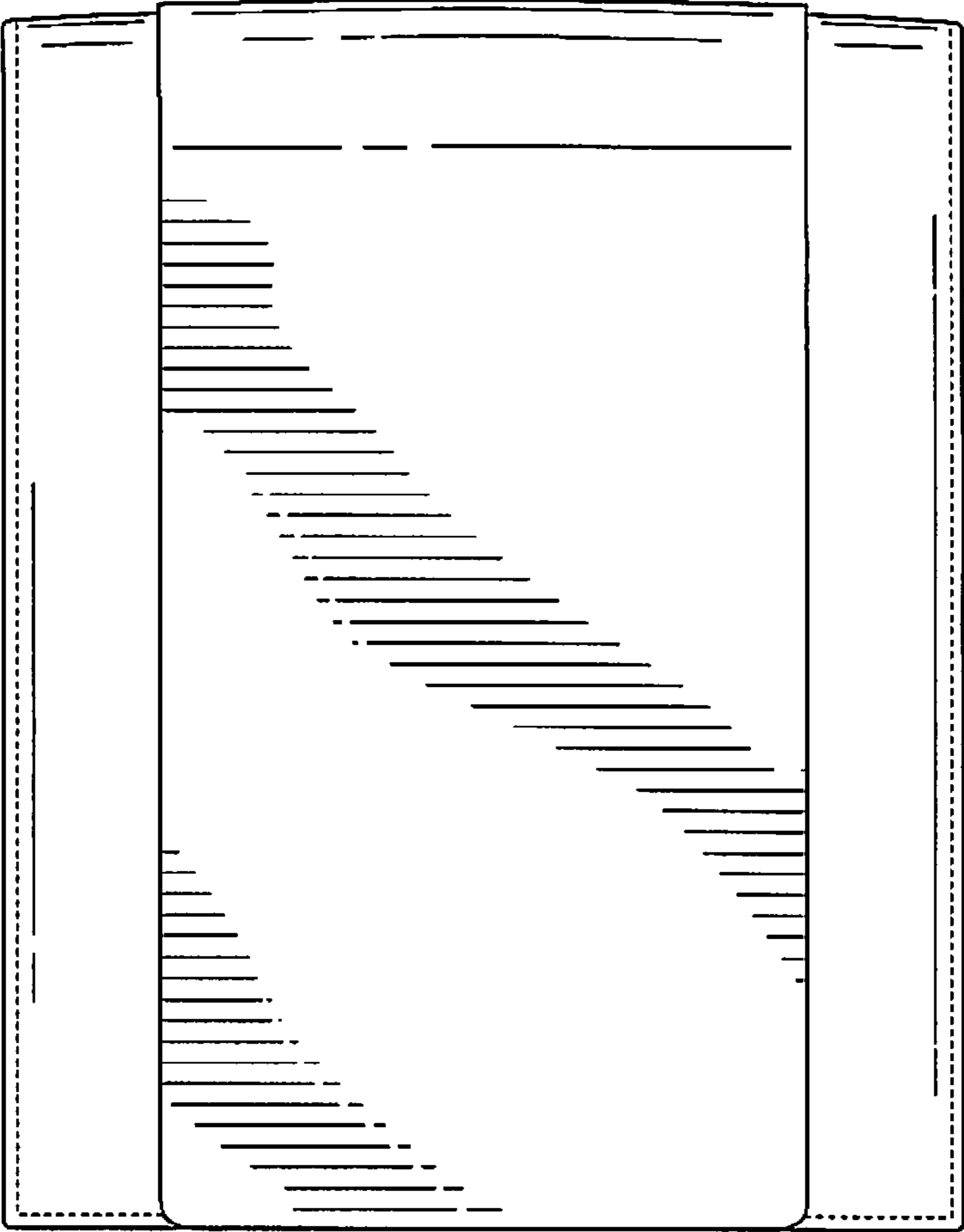


FIG. 2

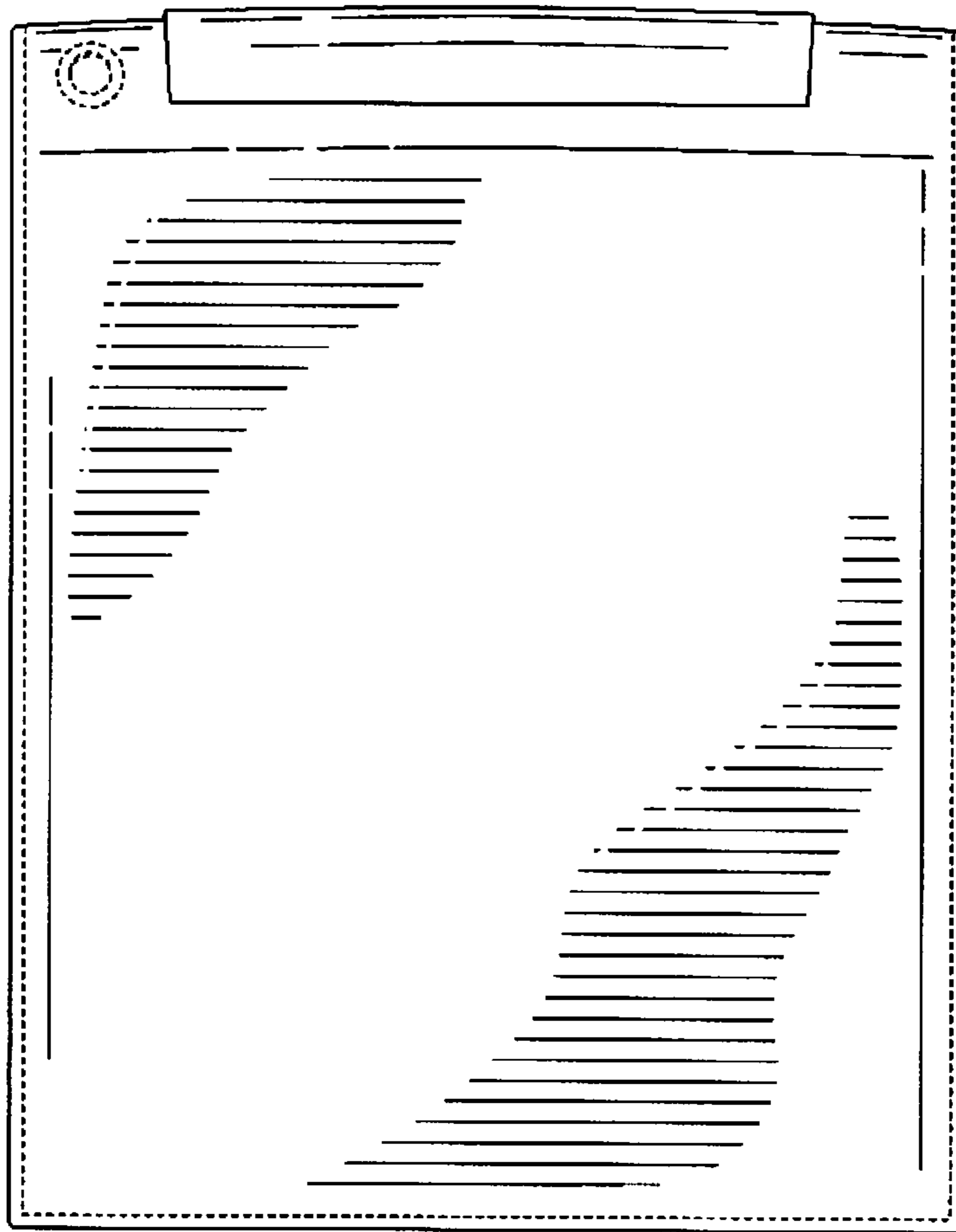


FIG. 3

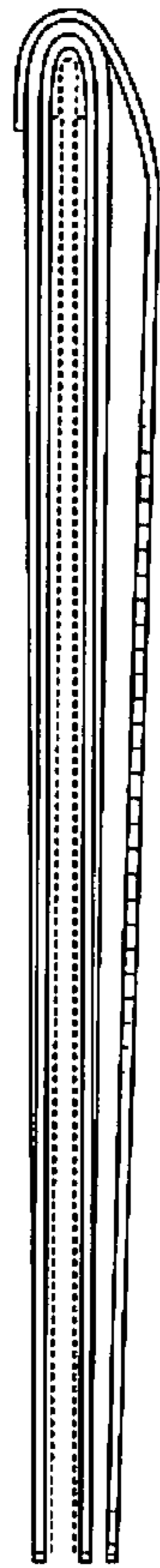


FIG. 4

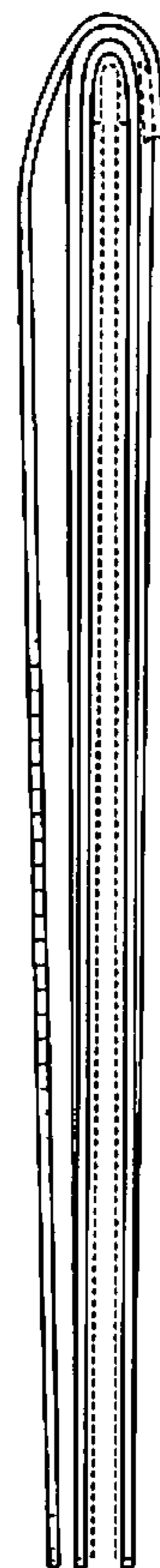


FIG. 5




FIG. 6




FIG. 7

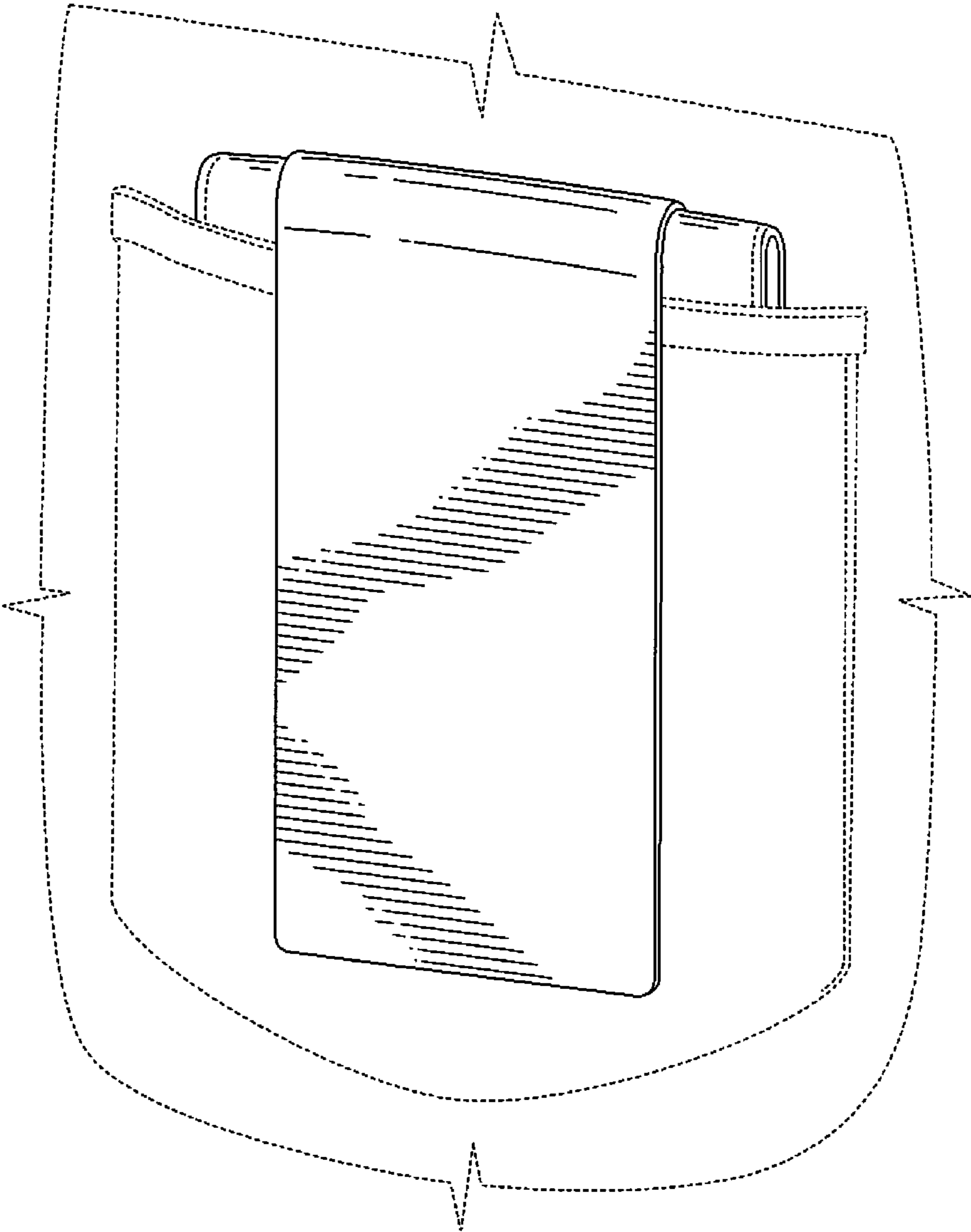


FIG. 8