



US00D713139S

(12) **United States Design Patent**
Ford

(10) **Patent No.:** **US D713,139 S**
(45) **Date of Patent:** **** Sep. 16, 2014**

- (54) **BACKPACK**
- (71) Applicant: **NIKE, Inc.**, Beaverton, OR (US)
- (72) Inventor: **Timothy John Ford**, Portland, OR (US)
- (73) Assignee: **NIKE, Inc.**, Beaverton, OR (US)
- (**) Term: **14 Years**
- (21) Appl. No.: **29/492,426**
- (22) Filed: **May 30, 2014**
- (51) **LOC (10) Cl.** **03-01**
- (52) **U.S. Cl.**
USPC **D3/217**
- (58) **Field of Classification Search**
CPC A45F 3/04; A45F 3/042; A45F 3/045;
A45F 3/047; A45F 3/08; A45F 3/10; A45F
3/14; A45F 4/02; A45F 4/08; A45C 13/08;
A45C 13/083
USPC D3/201, 213–218, 231, 232, 267, 273,
D3/289, 290, 318, 327; 224/153, 155, 156,
224/191, 575, 576, 578, 581, 586, 613, 617,
224/627, 630, 644, 645, 650, 653, 657;
441/80, 88; 5/413 R; 190/1
See application file for complete search history.

(56) **References Cited**

U.S. PATENT DOCUMENTS

D249,594 S *	9/1978	Stewart	D3/217
D315,825 S *	4/1991	Hutton et al.	D3/217
5,240,159 A	8/1993	Gregory		
D355,297 S *	2/1995	Ash, Jr.	D3/217
5,447,261 A *	9/1995	Mitomi et al.	224/153
5,573,166 A *	11/1996	Leja	224/630
5,632,429 A	5/1997	Cantwell		
D380,294 S *	7/1997	Kliot	D3/217
D402,460 S *	12/1998	Moor	D3/217
D418,673 S *	1/2000	Madsen	D3/216
D426,951 S	6/2000	Rohrbach et al.		

6,607,107 B2	8/2003	Dexheimer		
6,685,071 B2 *	2/2004	Prather	224/576
D489,174 S	5/2004	Shigenaka et al.		
D517,801 S	3/2006	Woo		
D639,063 S *	6/2011	Benoit	D3/289
8,123,581 B2 *	2/2012	Aschauer	441/80
8,215,526 B2 *	7/2012	Zalinsky et al.	224/644
D674,183 S *	1/2013	Iacchetti	D3/216
D687,627 S *	8/2013	Schiffman	D3/217
D699,032 S	2/2014	BenDavid		
D699,943 S *	2/2014	Mather	D3/216
D706,534 S *	6/2014	Zwetzig	D3/216
2002/0104862 A1	8/2002	Dexheimer		
2002/0125285 A1	9/2002	Parks et al.		
2002/0145018 A1	10/2002	Godshaw et al.		
2002/0179653 A1	12/2002	Klamm		
2006/0138188 A1	6/2006	Kramer		

(Continued)

Primary Examiner — Martie K Holtje

(74) *Attorney, Agent, or Firm* — Banner & Witcoff, Ltd

(57) **CLAIM**

The ornamental design for a backpack, as shown and described.

DESCRIPTION

FIG. 1 is a perspective view of a backpack showing my new design;

FIG. 2 is a front view thereof;

FIG. 3 is a rear view thereof;

FIG. 4 is a side view thereof;

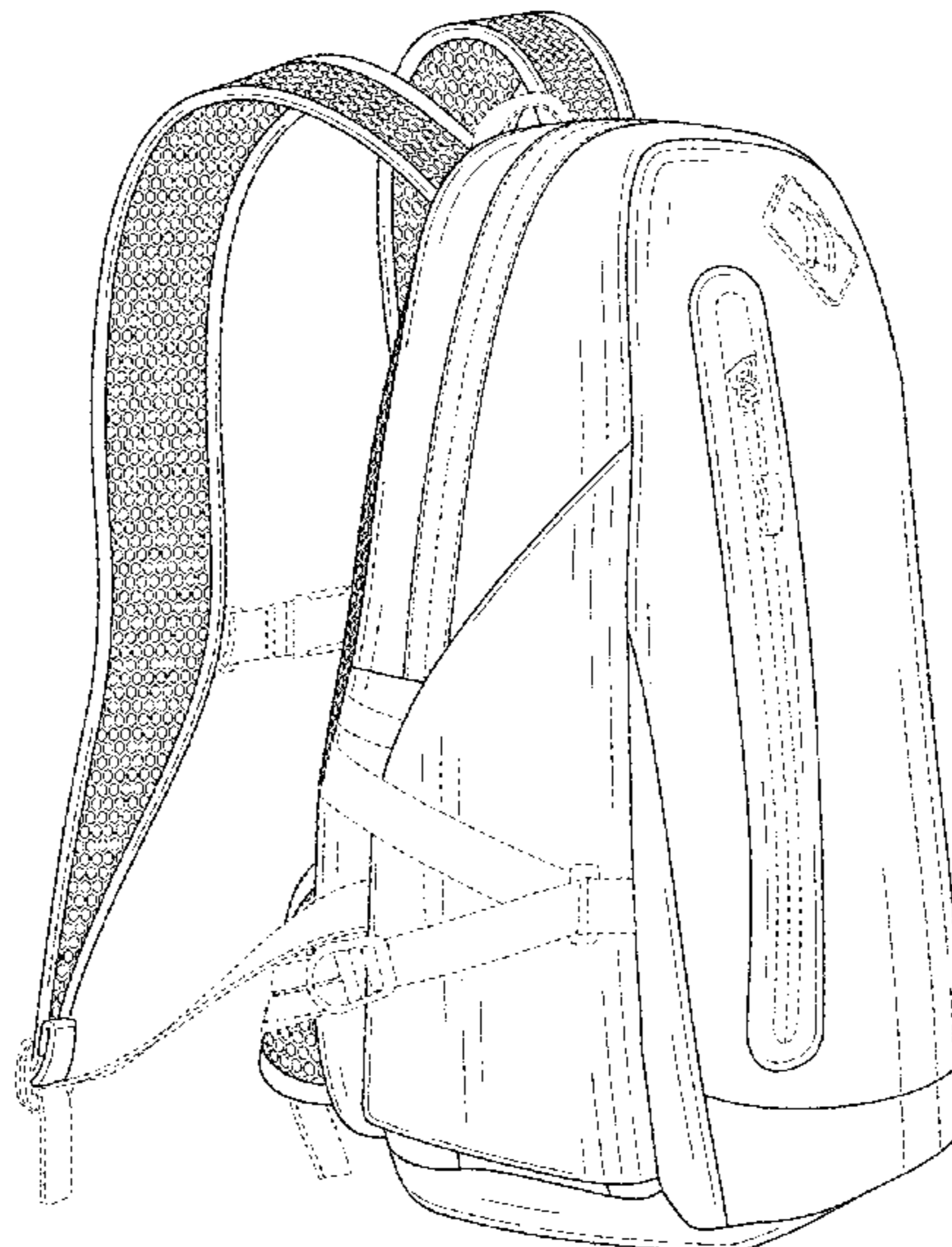
FIG. 5 is a second side view thereof;

FIG. 6 is a top view thereof; and,

FIG. 7 is a bottom view thereof.

The broken lines immediately adjacent to the shaded area represent unclaimed boundaries of the design. The unshaded regions, demarcated by broken lines, within or adjacent to the shaded area form no part of the claimed design. The broken lines showing the remainder of the backpack are for environmental purposes only and form no part of the claimed design.

1 Claim, 7 Drawing Sheets



(56)

References Cited

U.S. PATENT DOCUMENTS

2006/0289586 A1 12/2006 Gregory
2008/0302839 A1* 12/2008 Murdoch et al. 224/153
2010/0108730 A1 5/2010 Sabbah
2010/0230458 A1 9/2010 Kramer
2010/0282809 A1 11/2010 Scicluna
2010/0308086 A1 12/2010 Chapuis
2011/0284608 A1 11/2011 Staudecker et al.

2011/0290843 A1 12/2011 Sagan
2011/0309124 A1 12/2011 Dubois et al.
2012/0018479 A1 1/2012 Thibadeau, Jr. et al.
2013/0026726 A1 1/2013 Thomas
2013/0043292 A1 2/2013 White et al.
2013/0233661 A1 9/2013 Scott
2013/0277407 A1 10/2013 Murdoch et al.
2014/0008404 A1 1/2014 Pei et al.
2014/0069978 A1 3/2014 Callison

* cited by examiner

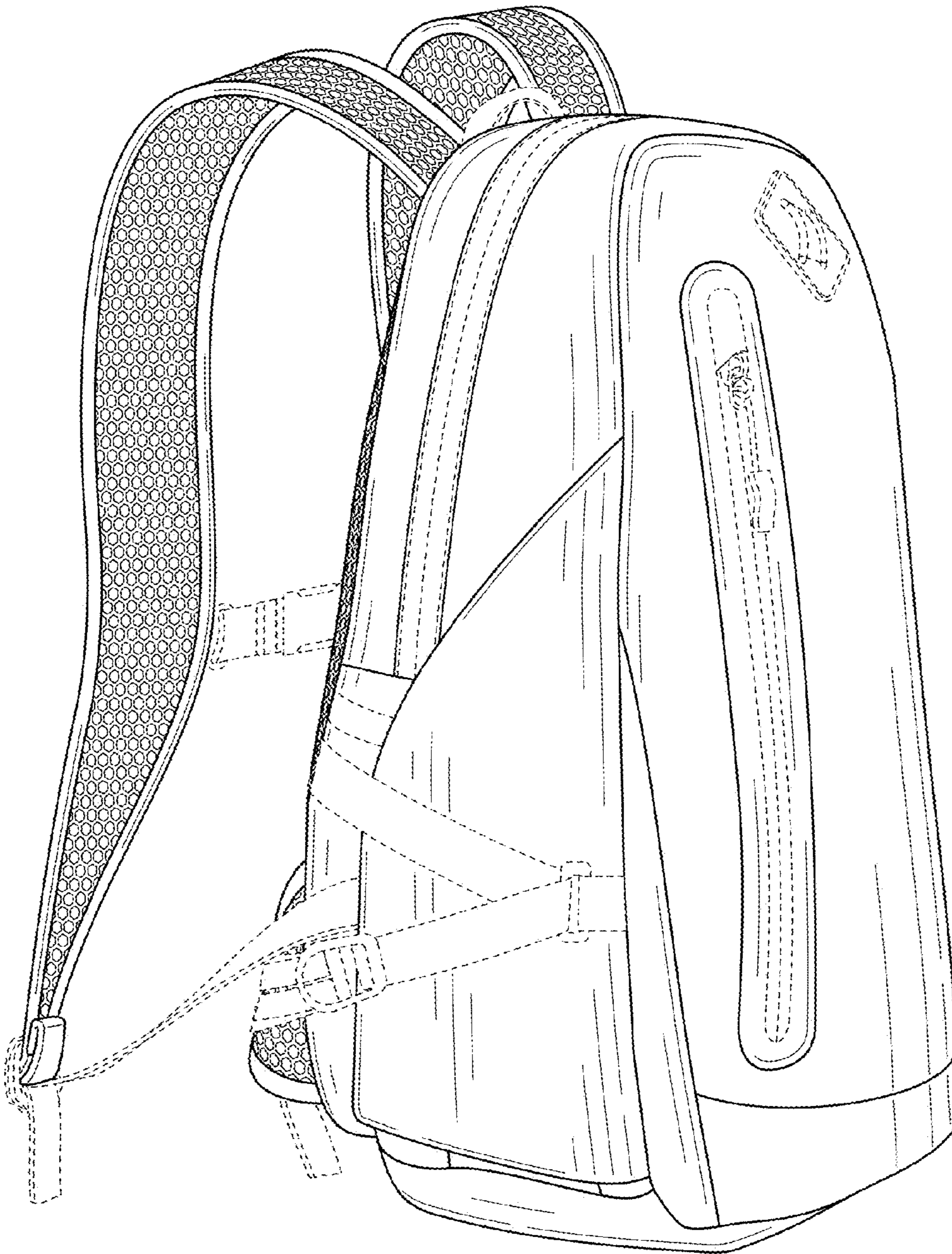


FIG. 1

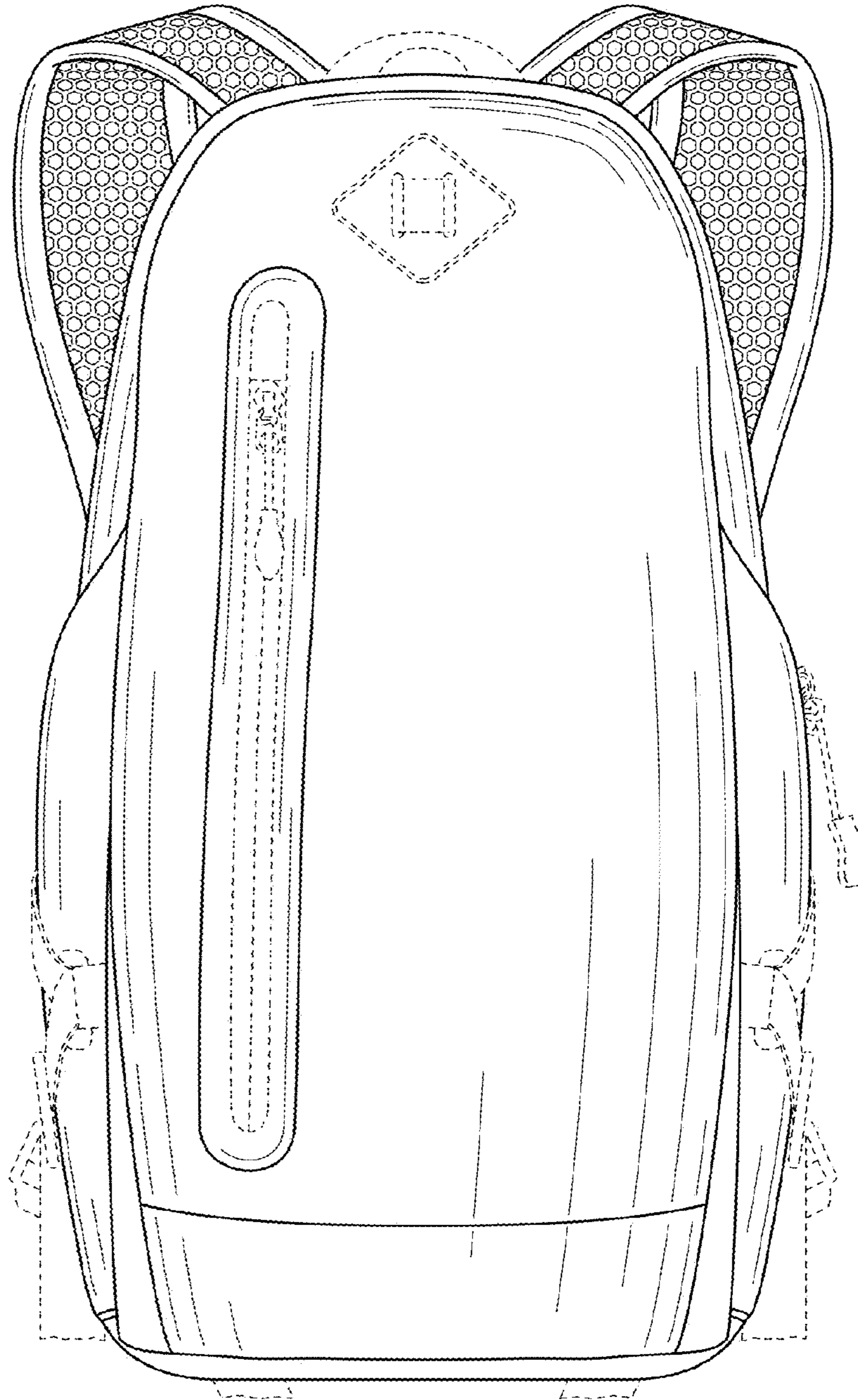


FIG. 2

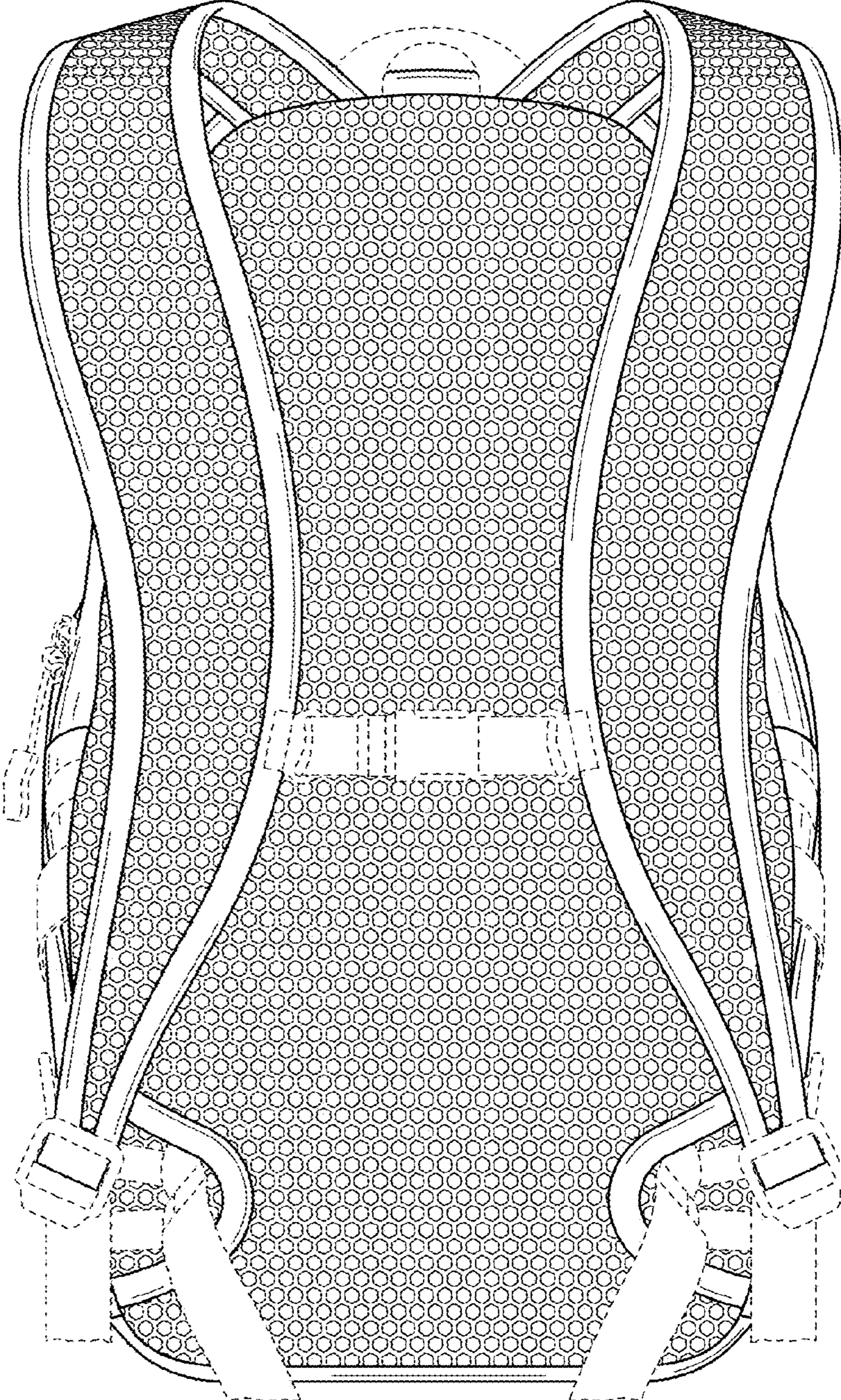


FIG. 3

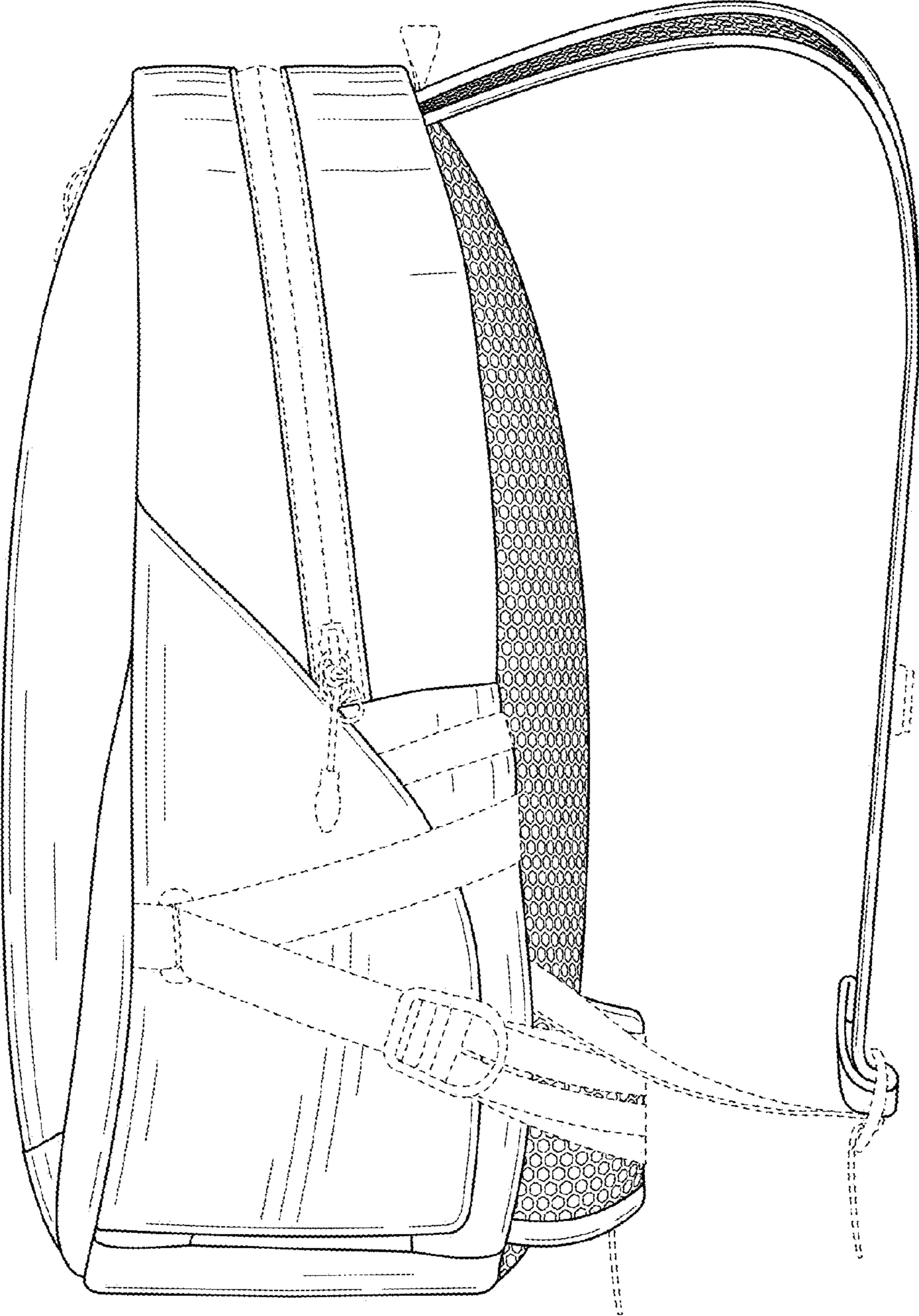


FIG. 4

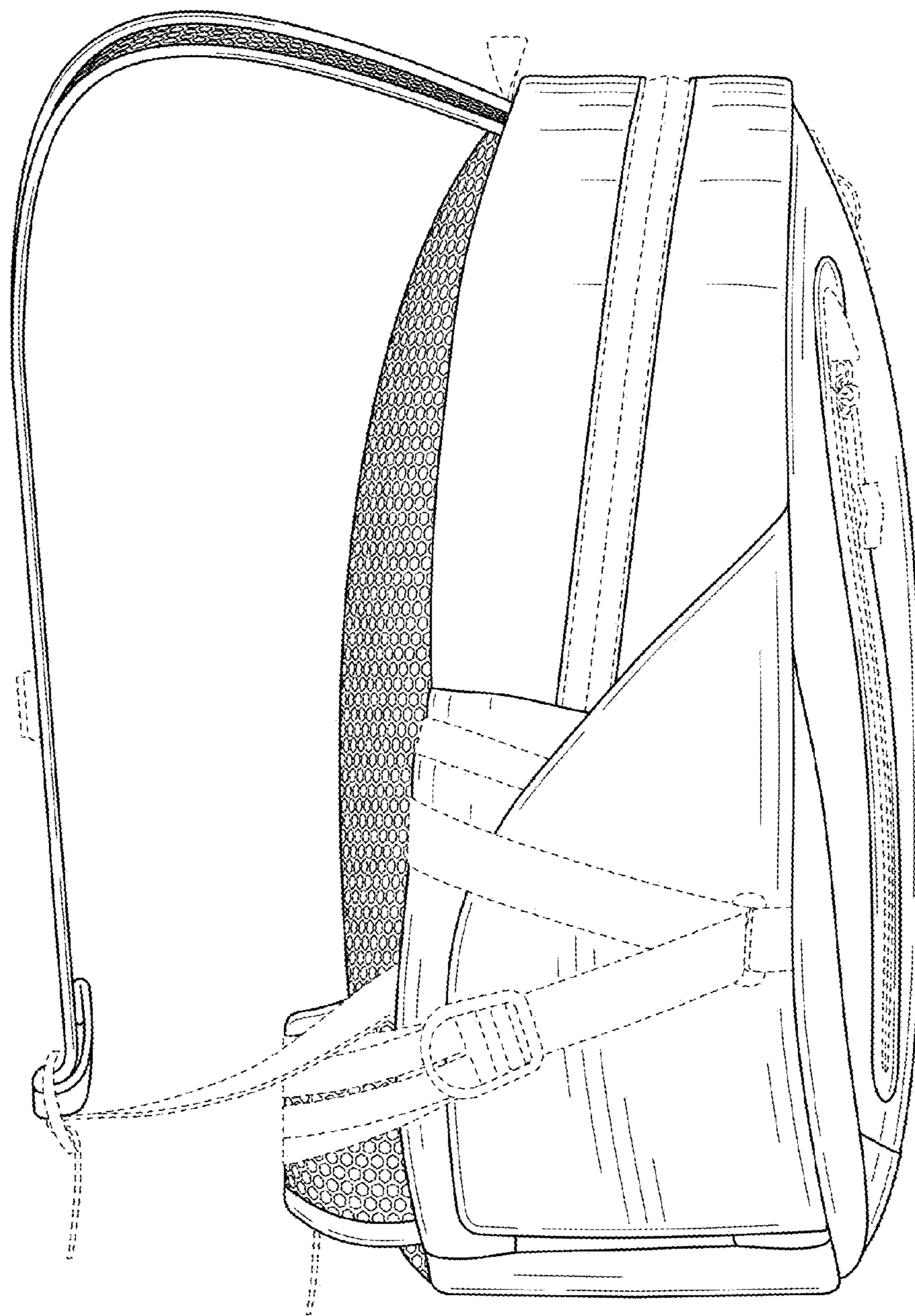


FIG. 5

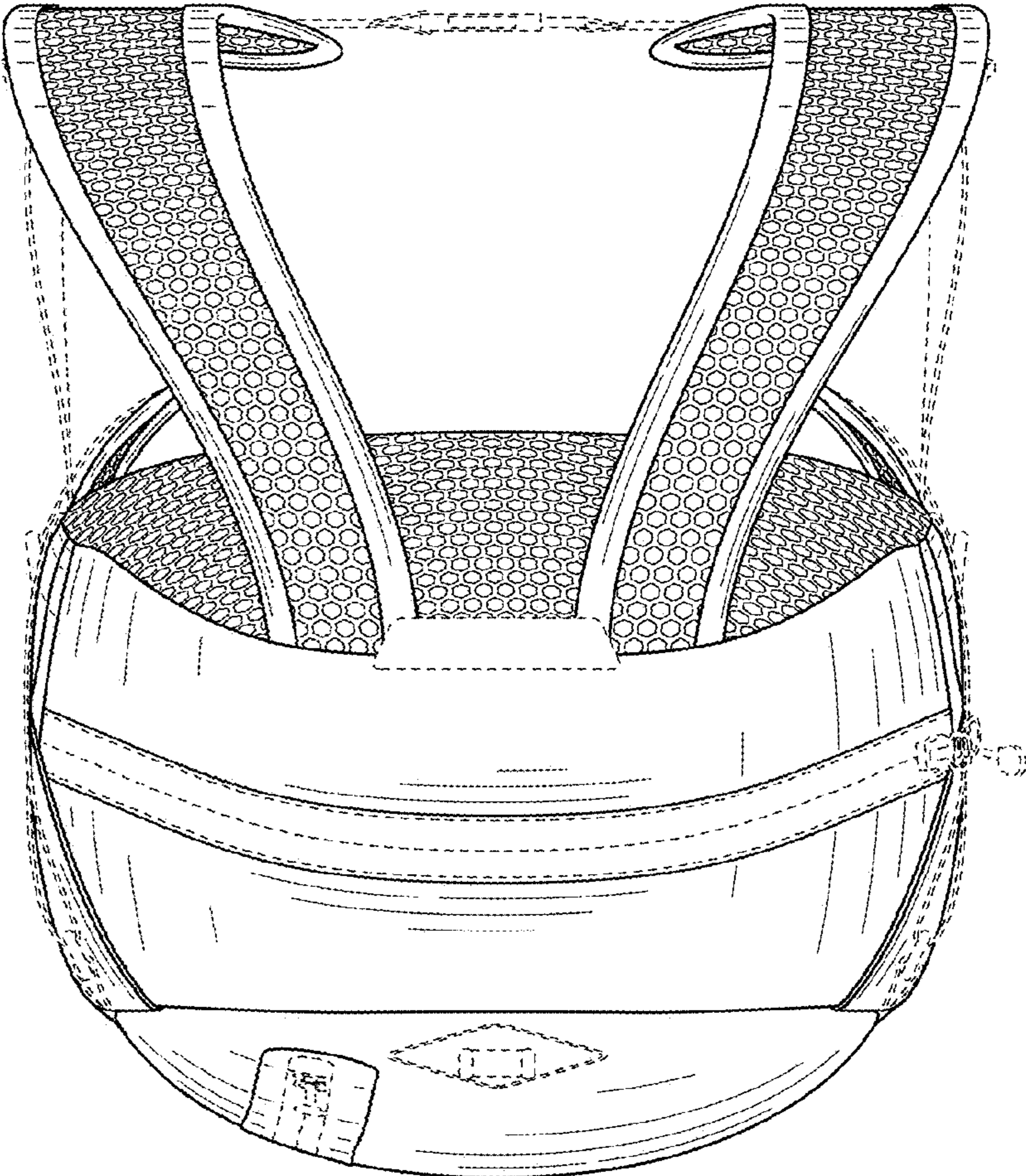


FIG. 6

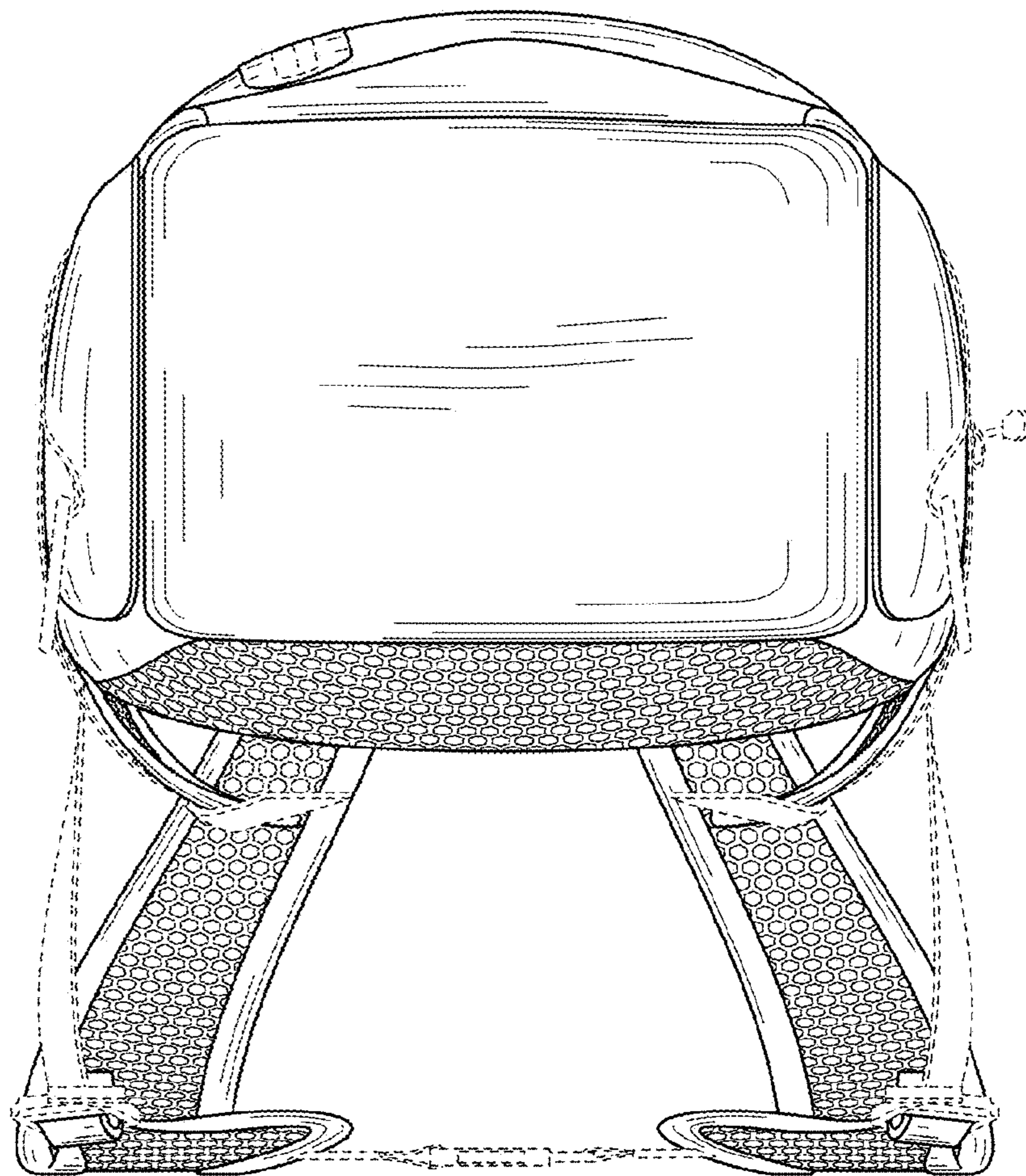


FIG. 7