



US00D713136S

(12) **United States Design Patent**
Baxter

(10) **Patent No.:** **US D713,136 S**

(45) **Date of Patent:** **** Sep. 16, 2014**

(54) **STOCKING**

(76) **Inventor:** **Sandra Kurtz Baxter**, Philadelphia, PA
(US)

(**) **Term:** **14 Years**

(21) **Appl. No.:** **29/418,378**

(22) **Filed:** **Apr. 16, 2012**

(51) **LOC (10) Cl.** **02-04**

(52) **U.S. Cl.**
USPC **D2/983**

(58) **Field of Classification Search**
USPC D2/980-994; 2/239-242; 36/10;
66/178 R, 180

See application file for complete search history.

(56) **References Cited**

U.S. PATENT DOCUMENTS

2,613,520	A	10/1952	Schaefer	66/178
3,013,564	A	12/1961	Levey	128/611
3,102,271	A	9/1963	Wilkerson	2/239
3,128,763	A	4/1964	Langenfeld	128/153
3,274,709	A	9/1966	Lipinski	36/10
4,277,897	A *	7/1981	O'Connell	36/106
5,774,898	A	7/1998	Malpee	2/239
5,867,838	A *	2/1999	Corry	2/239
5,906,007	A *	5/1999	Roberts	2/239
6,016,575	A	1/2000	Prychak	2/239
6,247,182	B1 *	6/2001	Tasbas	2/239
6,334,222	B1 *	1/2002	Sun	2/239
6,606,750	B2	8/2003	Solwey	2/239
6,704,941	B1 *	3/2004	Palm	2/239
6,708,348	B1	3/2004	Romay	2/239
6,766,539	B1 *	7/2004	Huber	2/239
D498,916	S *	11/2004	Lowell	D2/980
7,051,457	B1 *	5/2006	Huggins et al.	36/4
7,069,600	B1	7/2006	Romay	2/239
7,107,626	B1 *	9/2006	Andrews	2/239

D548,951 S * 8/2007 Paulin D2/980
7,346,935 B1 3/2008 Patterson 2/239
D581,654 S * 12/2008 Miliotis D2/980

(Continued)

OTHER PUBLICATIONS

U.S. Appl. No. 29/407,687, filed Dec. 1, 2011, Baxter.

(Continued)

Primary Examiner — T. Chase Nelson

Assistant Examiner — Kathleen M Sims

(74) *Attorney, Agent, or Firm* — Ballard Spahr LLP

(57) **CLAIM**

The ornamental design for a stocking, as shown and described.

DESCRIPTION

FIG. 1 is a perspective view of a first embodiment of the stocking showing a right foot stocking of my new design.

FIG. 2 is a rear elevational view of the stocking of FIG. 1;

FIG. 3 is a front elevational view of the stocking of FIG. 1;

FIG. 4 is a right side elevational view of the stocking of FIG. 1;

FIG. 5 is a left side elevational view of the stocking of FIG. 1;

FIG. 6 is a bottom plan view of the stocking of FIG. 1;

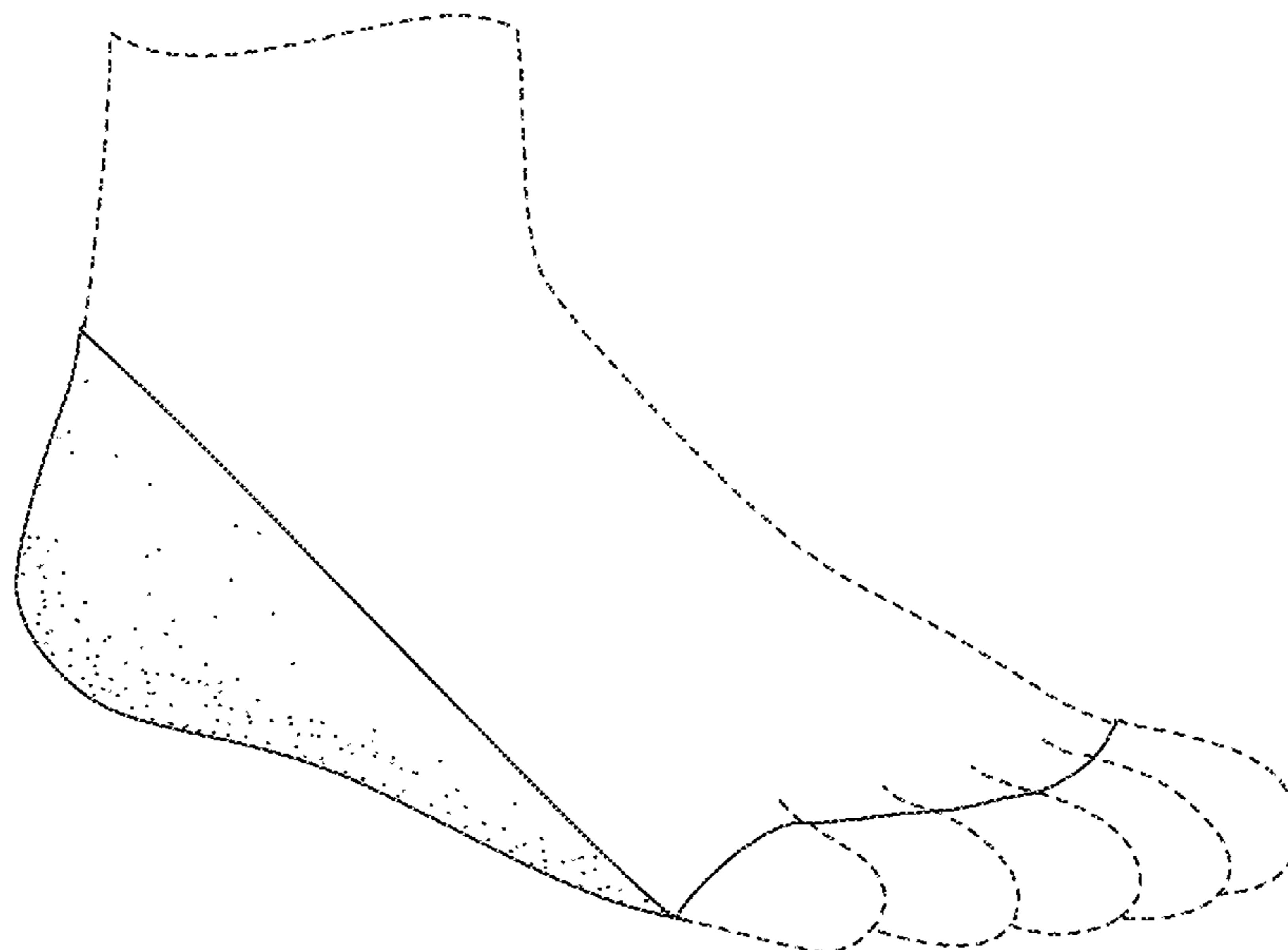
FIG. 7 is a top plan view of the stocking of FIG. 1; and,

FIG. 8 is a right side elevational view of a second embodiment of the stocking showing a left foot stocking.

The second embodiment of a left foot stocking is a mirror image of the first embodiment of the right foot stocking.

The broken line showing of toes, a foot, and/or a leg and portions of a stocking in FIGS. 1-8 is included for the purpose of showing environmental portions of the stocking and forms no part of the claimed design. The contrasting dashed line shown in FIG. 6 represents a boundary line.

1 Claim, 7 Drawing Sheets



(56)

References Cited

U.S. PATENT DOCUMENTS

7,784,115	B1 *	8/2010	Nemcik	2/239
7,882,714	B2 *	2/2011	Roberts	66/186
D655,908	S *	3/2012	Eakin	D2/980
D662,311	S *	6/2012	Sudit	D2/980
D664,349	S *	7/2012	Sudit	D2/980
D674,589	S *	1/2013	Macon	D2/980
2002/0157169	A1 *	10/2002	Holloway	2/239
2003/0074718	A1 *	4/2003	English	2/239
2005/0091729	A1 *	5/2005	Alley	2/239
2005/0144703	A1 *	7/2005	Hilbert	2/239
2005/0257311	A1	11/2005	Takeda	2/239
2007/0113593	A1	5/2007	Jeong	2/239

OTHER PUBLICATIONS

U.S. Appl. No. 29/418,374, filed Apr. 16, 2012, Baxter.

Ex Parte Quayle Action issued Mar. 1, 2012 by the U.S. Patent Office for U.S. Appl. No. 29/407,687, filed Dec. 1, 2011 (Inventor—Sandra Kurtz Baxter; pp. 1-7).

Response to *Ex Parte Quayle* Action issued Apr. 16, 2012 by the U.S. Patent Office for U.S. Appl. No. 29/407,687, filed Dec. 1, 2011 (Inventor—Sandra Kurtz Baxter; pp. 1-12).

Notice of Allowance issued Jun. 6, 2012 by the U.S. Patent Office for U.S. Appl. No. 29/407,687, filed Dec. 1, 2011 (Inventor—Sandra Kurtz Baxter; pp. 1-5).

Ex Parte Quayle Action issued Jun. 7, 2012 by the U.S. Patent Office for U.S. Appl. No. 29/418,374, filed Apr. 16, 2012 (Inventor—Sandra Kurtz Baxter; pp. 1-7).

Issue Notification issued Aug. 1, 2012 by the U.S. Patent and Trademark Office for U.S. Appl. No. 29/407,687, filed Dec. 1, 2011 (Inventor—Sandra Kurtz Baxter; pp. 1-1).

Non-Final Office Action issued Oct. 9, 2012 by the U.S. Patent and Trademark Office for U.S. Appl. No. 29/418,374, filed Apr. 16, 2012 (Inventor—Sandra Kurtz Baxter; pp. 1-11).

Preliminary Amendment filed Apr. 16, 2012 in the U.S. Patent and Trademark Office for U.S. Appl. No. 29/418,374, filed Apr. 16, 2012 (Inventor—Sandra Kurtz Baxter; pp. 1-11).

Response to *Ex Parte Quayle* Action filed Aug. 7, 2012 in the U.S. Patent and Trademark Office for U.S. Appl. No. 29/418,374, filed Apr. 16, 2012 (Inventor—Sandra Kurtz Baxter; pp. 1-4).

Response to Non-Final Office Action filed Jan. 9, 2013 in the U.S. Patent and Trademark Office for U.S. Appl. No. 29/418,374, filed Apr. 16, 2012 (Inventor—Sandra Kurtz Baxter; pp. 1-13).

* cited by examiner

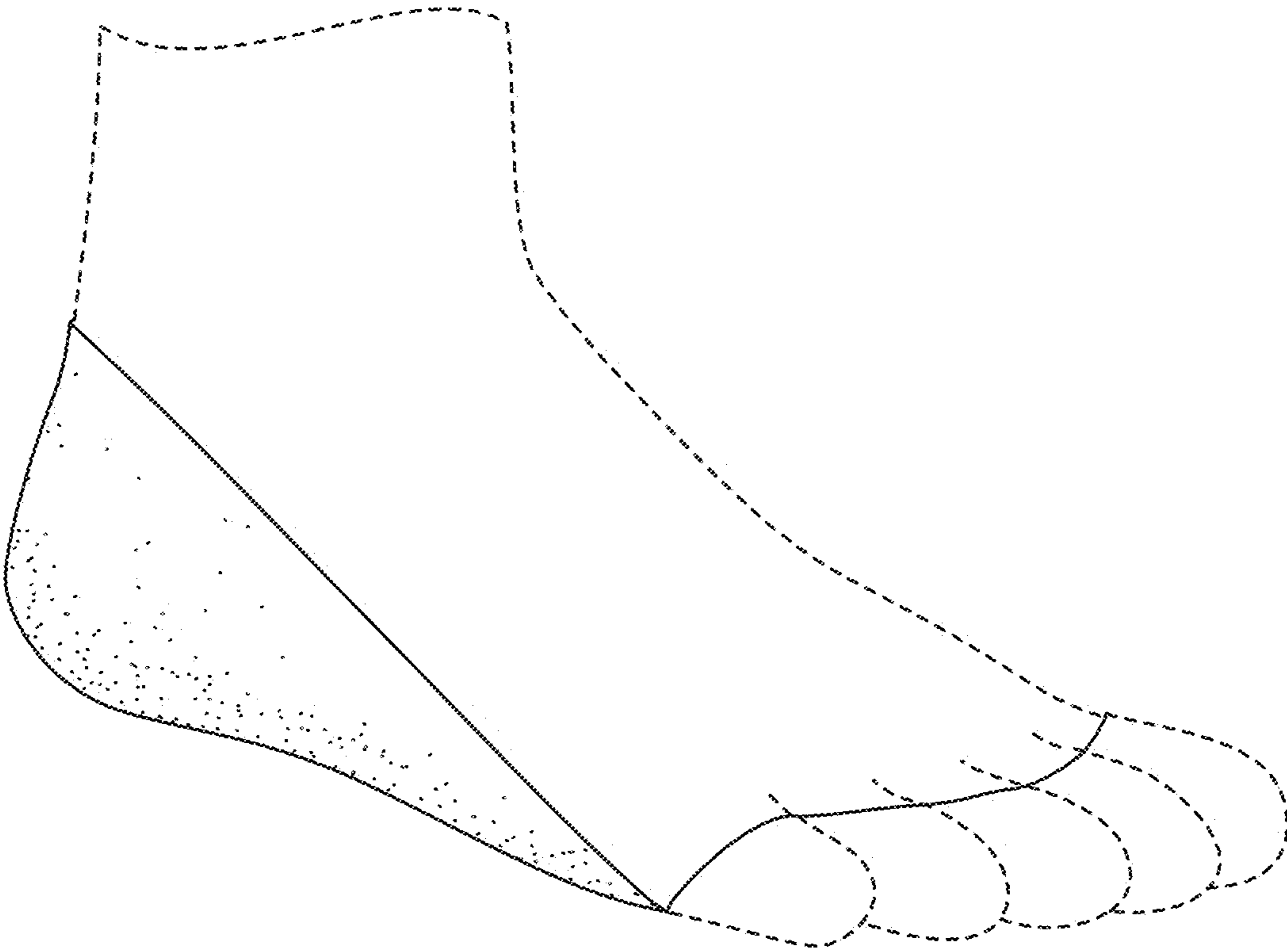


FIG. 1

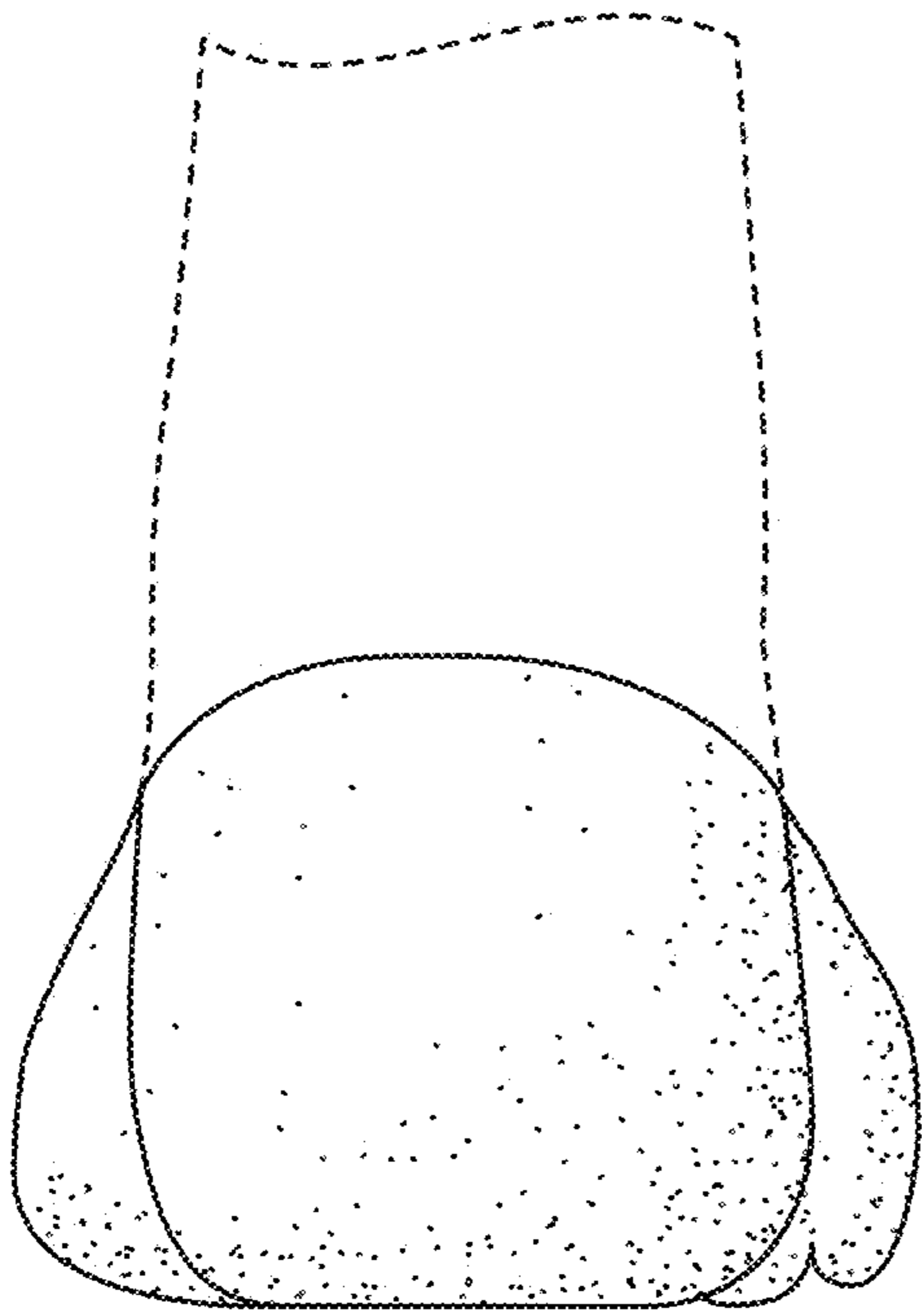


FIG. 2

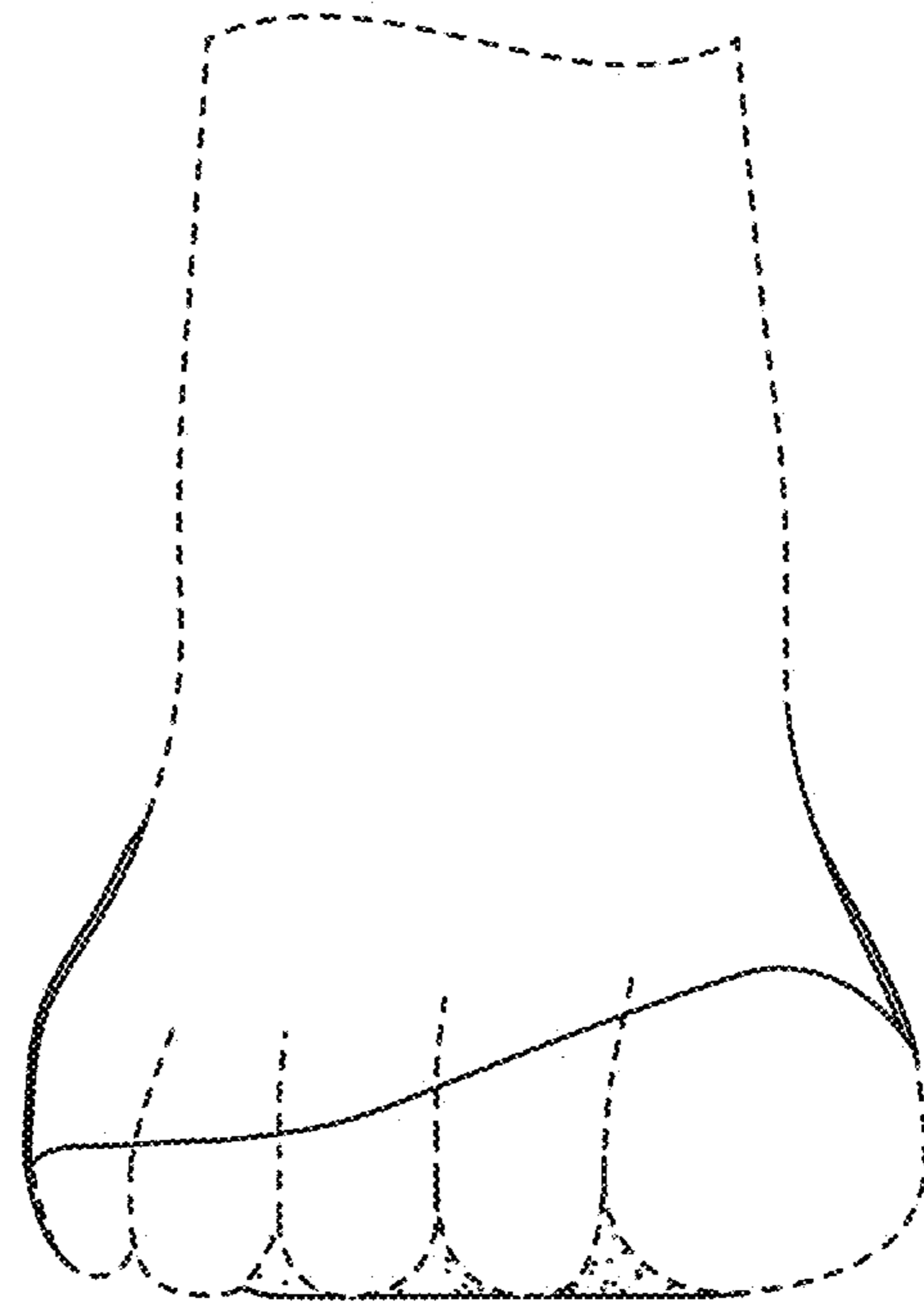


FIG. 3

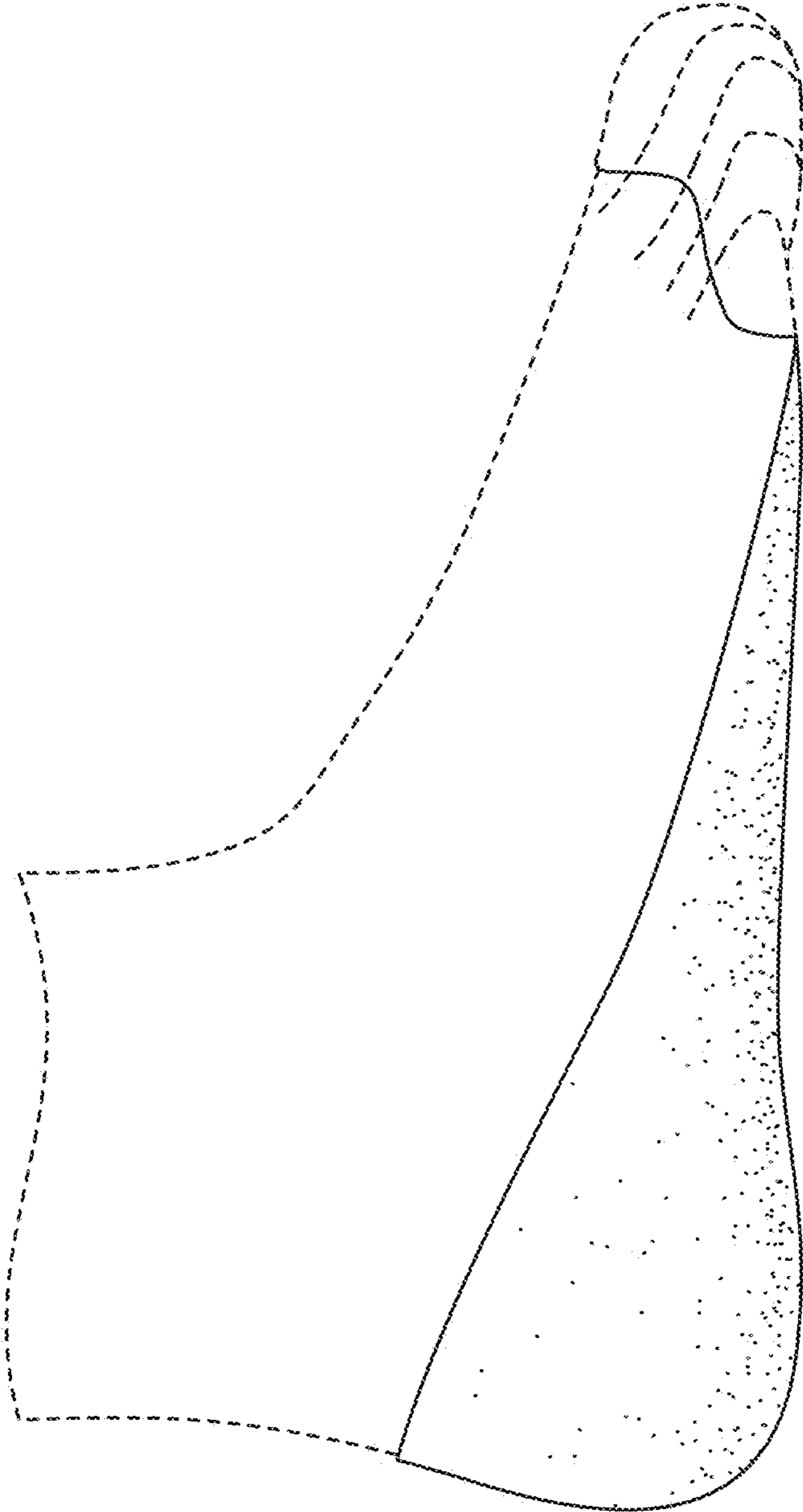


FIG. 4

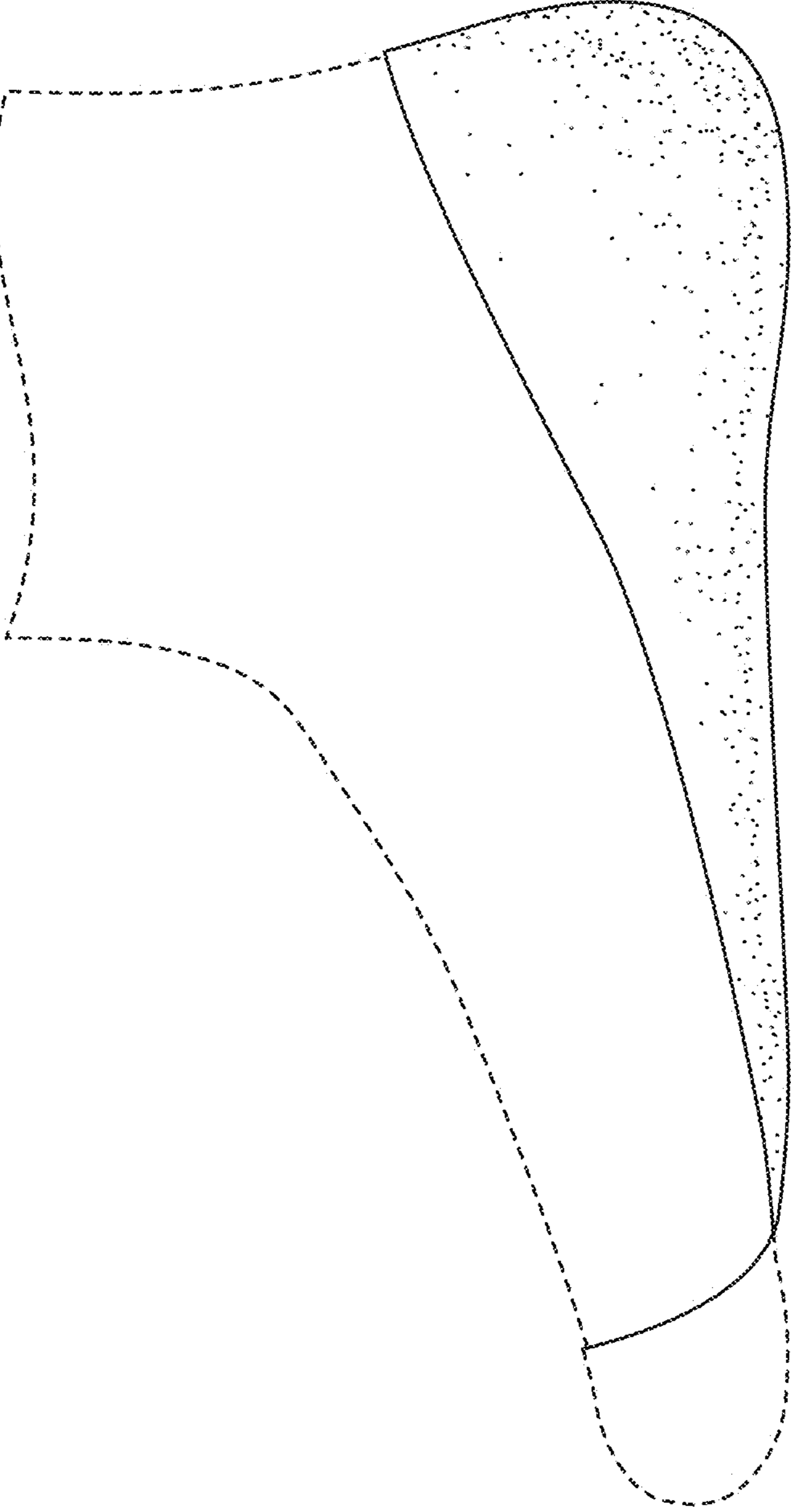


FIG. 5

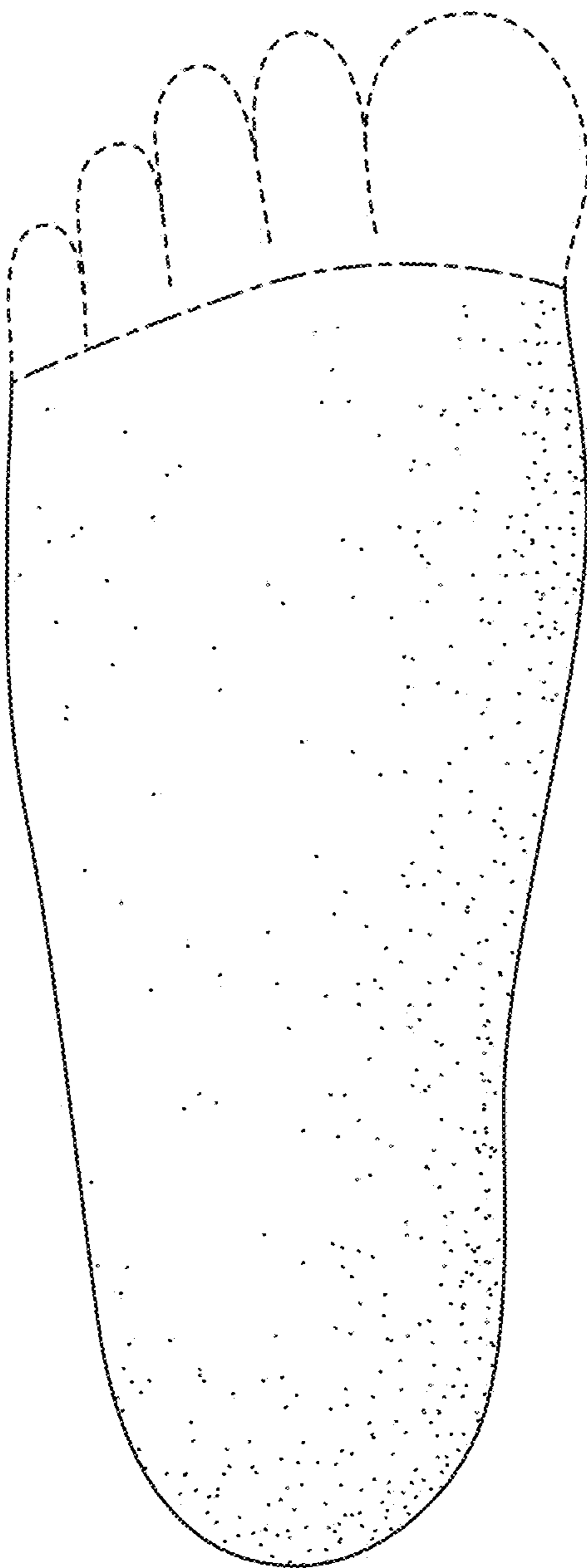


FIG. 6

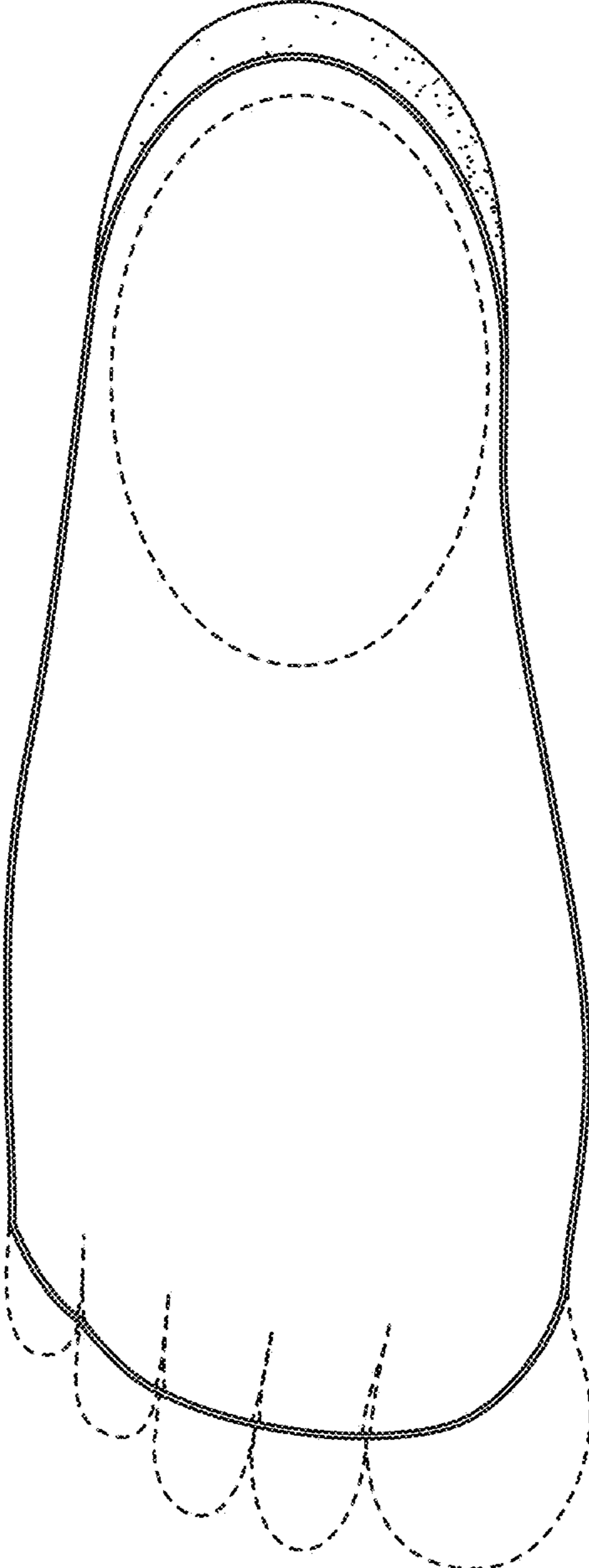


FIG. 7

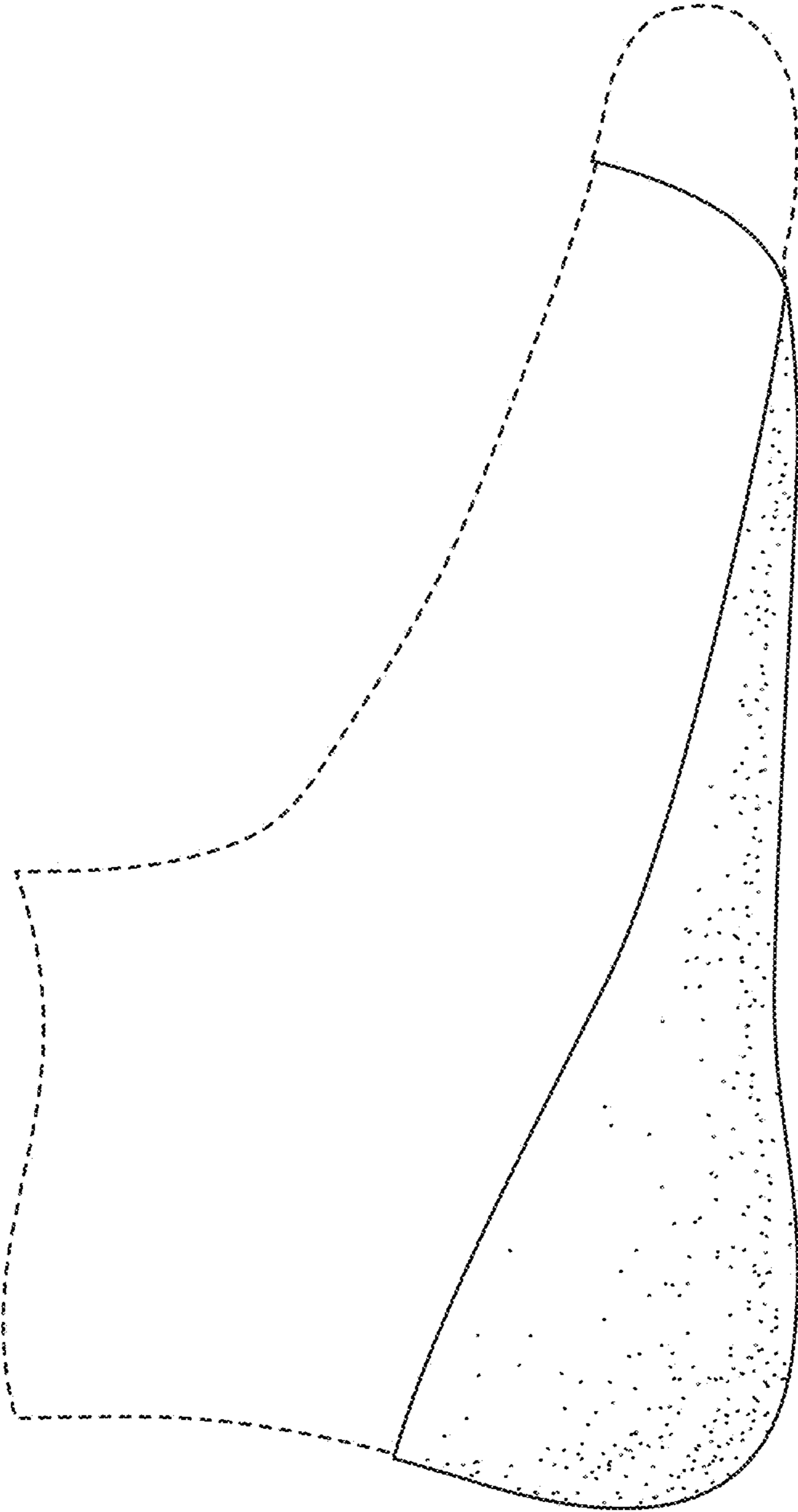


FIG. 8