



US00D713131S

(12) **United States Design Patent**  
**Jackson, Sr.**

(10) **Patent No.:** **US D713,131 S**

(45) **Date of Patent:** **\*\* Sep. 16, 2014**

(54) **APRON**

(76) Inventor: **Monroe Jackson, Sr.**, Jackson, MS (US)

(\*\*) Term: **14 Years**

(21) Appl. No.: **29/395,273**

(22) Filed: **Dec. 27, 2011**

(51) **LOC (10) Cl.** ..... **02-02**

(52) **U.S. Cl.**  
USPC ..... **D2/861**

(58) **Field of Classification Search**  
USPC ..... D2/860-864; 2/46, 48-51  
See application file for complete search history.

(56) **References Cited**

**U.S. PATENT DOCUMENTS**

944,553	A	*	12/1909	Henderson	.....	2/51
D136,814	S	*	12/1943	Henkel	.....	D2/864
2,453,202	A	*	11/1948	Densmore	.....	2/51
3,553,735	A	*	1/1971	Jeffcoat	.....	2/52
D259,673	S	*	6/1981	Ruszczynski	.....	D2/864

4,412,369	A	*	11/1983	Carnaghi	.....	2/311
D412,049	S	*	7/1999	Shelton	.....	D2/864
D470,295	S	*	2/2003	Chackel	.....	D2/864
D575,032	S	*	8/2008	Wilson, III	.....	D2/864
D620,234	S	*	7/2010	Wu	.....	D2/864
D627,953	S	*	11/2010	Sammon	.....	D2/864

\* cited by examiner

*Primary Examiner* — Rashida Johnson

(74) *Attorney, Agent, or Firm* — Warner J. DeLaune; Baker, Donelson et al.

(57) **CLAIM**

The ornamental design for an apron, as shown and described.

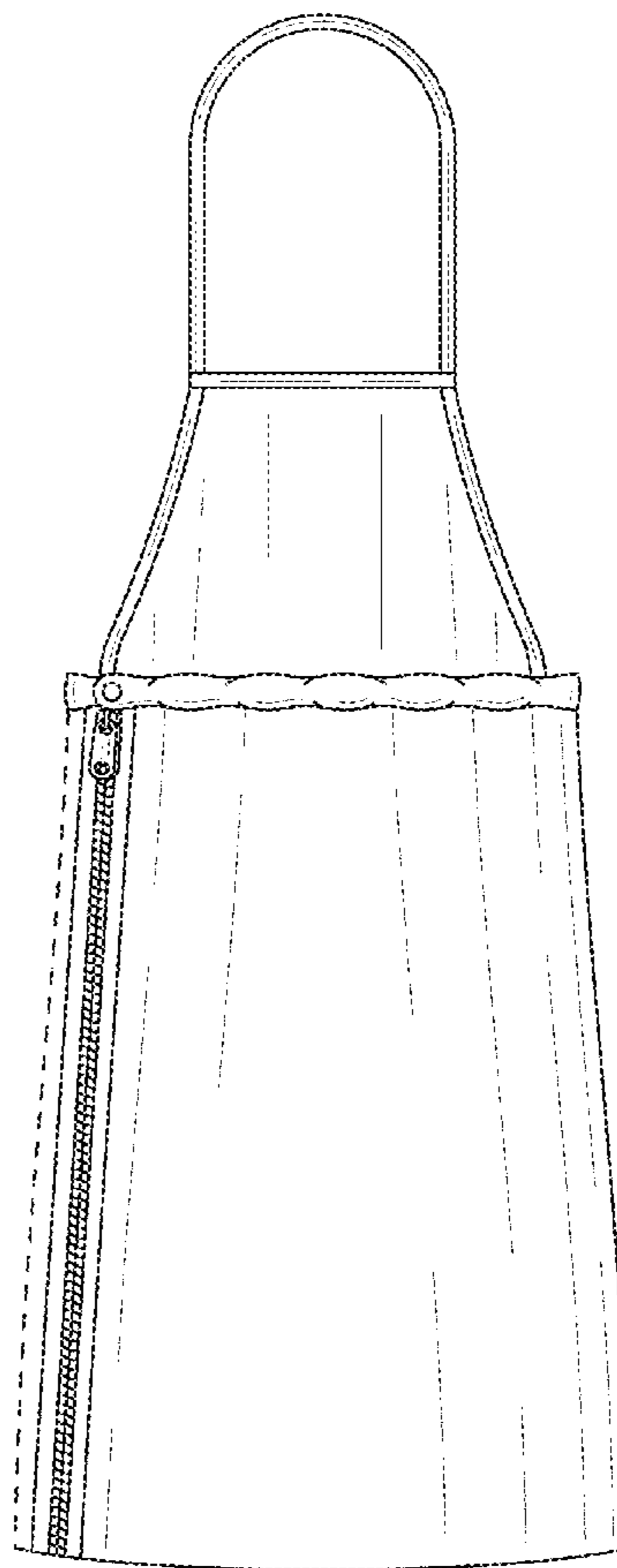
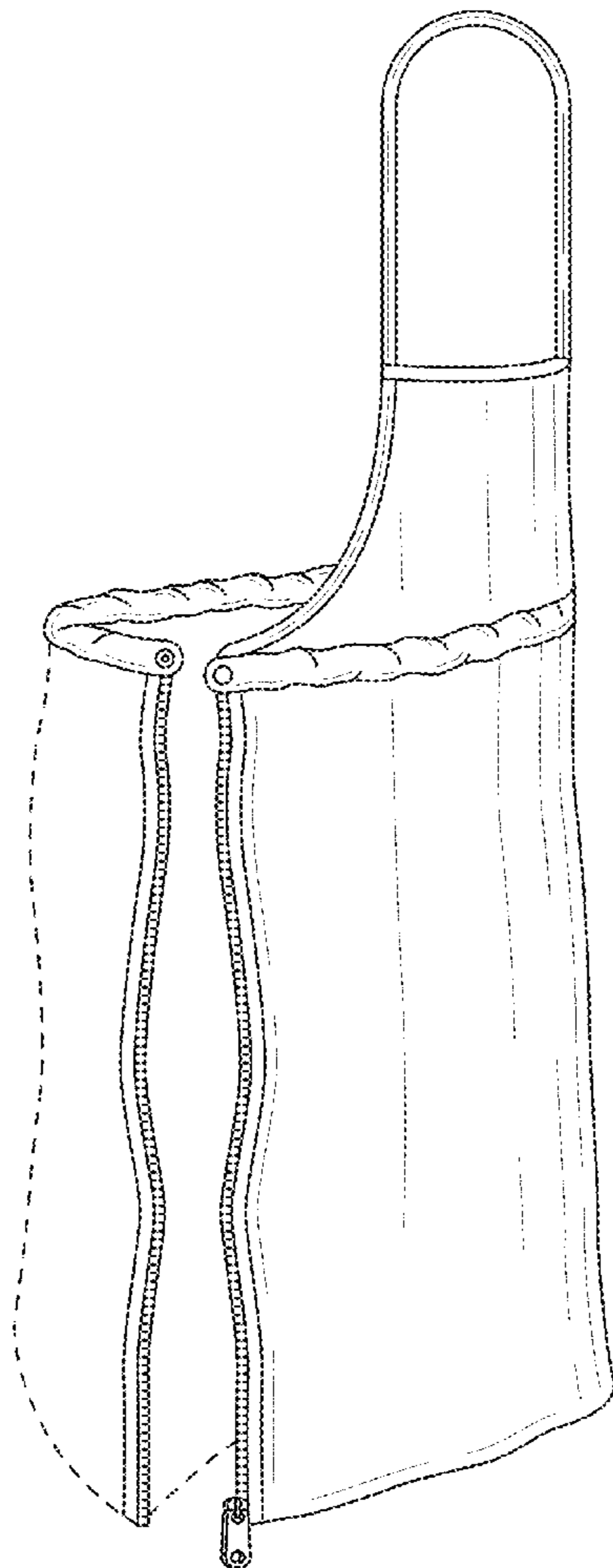
**DESCRIPTION**

FIG. 1 is a perspective view of an apron showing my new design; and,

FIG. 2 is a front view thereof.

The broken lines represent the portions of the apron, which form no part of the claimed design.

**1 Claim, 2 Drawing Sheets**



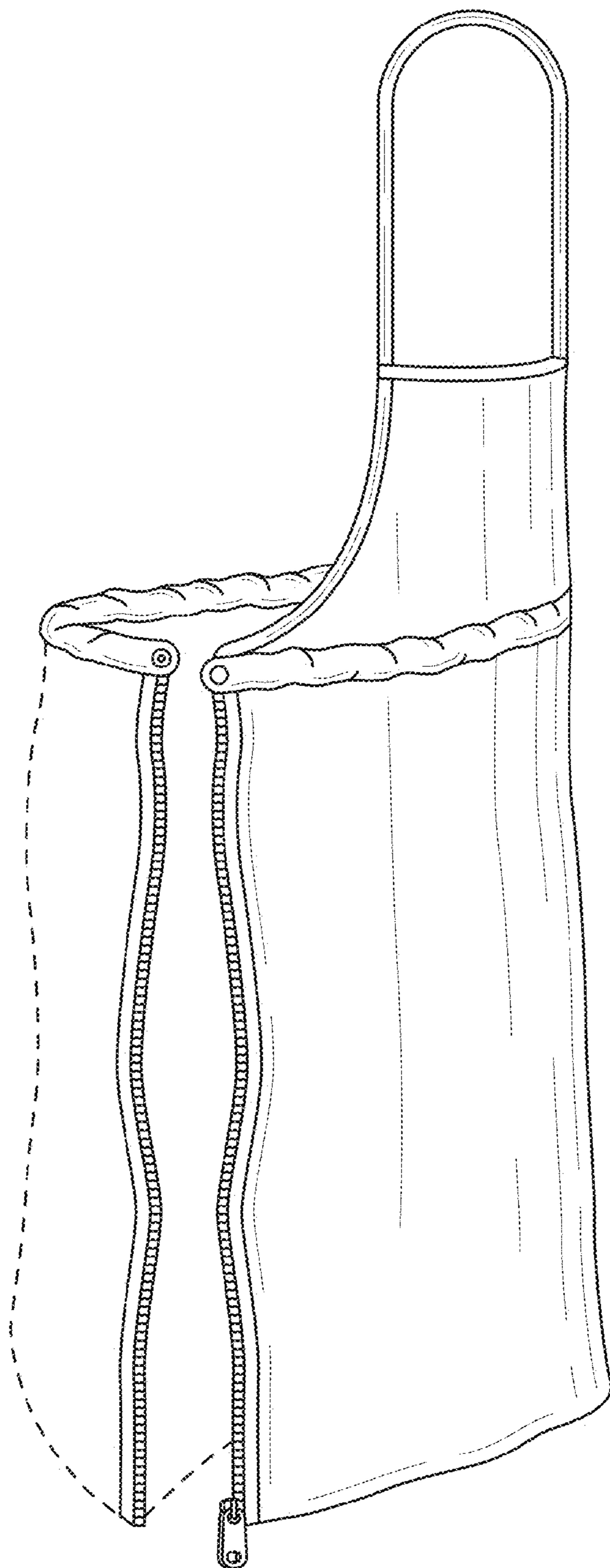


FIG. 1

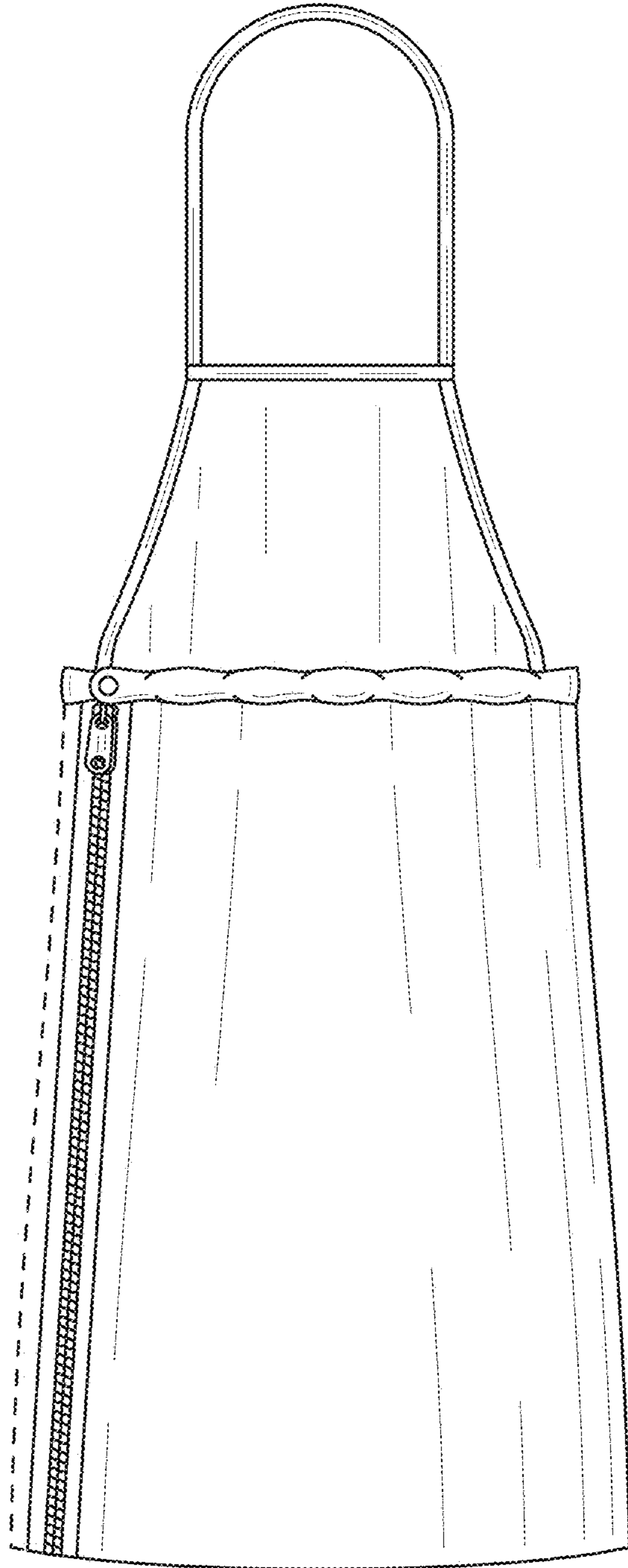


FIG. 2