



US00D713123S

(12) **United States Design Patent**
Ciampitti et al.

(10) **Patent No.:** **US D713,123 S**

(45) **Date of Patent:** **** Sep. 16, 2014**

- (54) **HUGGABLE PLUSH SEATBELT COVER**
- (71) Applicants: **Robert Ciampitti**, Newburyport, MA
(US); **Keith Ablow**, Newburyport, MA
(US)
- (72) Inventors: **Robert Ciampitti**, Newburyport, MA
(US); **Keith Ablow**, Newburyport, MA
(US)
- (73) Assignee: **Seatpets, LLC**, Newburyport, MA (US)

D335,472 S *	5/1993	Ward	D11/201
D393,498 S *	4/1998	Lieberman	D21/630
D396,938 S *	8/1998	Bugatti	D2/639
D402,437 S *	12/1998	Silk	D2/639
D415,322 S *	10/1999	Barlow	D29/119
D418,275 S *	1/2000	Contreras	D2/639
D517,946 S *	3/2006	Berke et al.	D11/200
D518,412 S *	4/2006	Berke et al.	D11/200
D518,413 S *	4/2006	Berke et al.	D11/200
D518,756 S *	4/2006	Berke et al.	D11/200
D519,403 S *	4/2006	Berke et al.	D11/200
D519,404 S *	4/2006	Berke et al.	D11/200
D519,405 S *	4/2006	Berke et al.	D11/200
D662,706 S *	7/2012	Karwowska	D3/206
D696,875 S *	1/2014	Ortiz	D6/599

(**) Term: **14 Years**

(21) Appl. No.: **29/421,875**

(22) Filed: **Oct. 10, 2012**

(51) **LOC (10) Cl.** **02-07**

(52) **U.S. Cl.**
USPC **D2/639; D11/200**

(58) **Field of Classification Search**
CPC **A41F 9/00; B60R 22/00**
USPC **D11/1-2, 200-201, 206-210, 214-218;**
24/163 R, 169-171, 173, 177-179, 191,
24/194-195, 197, 200, 614-616, 625, 196,
24/593.1; 280/801.1, 733; D2/639, 624;
D21/630

See application file for complete search history.

(56) **References Cited**

U.S. PATENT DOCUMENTS

D264,610 S *	5/1982	Galbreath	D21/630
4,595,618 A *	6/1986	Caringer	428/100
D323,363 S *	1/1992	Ely	D21/604
5,114,185 A *	5/1992	Reedom	280/801.1

* cited by examiner

Primary Examiner — Ralf Seifert

(74) *Attorney, Agent, or Firm* — John M. Brandt

(57) **CLAIM**

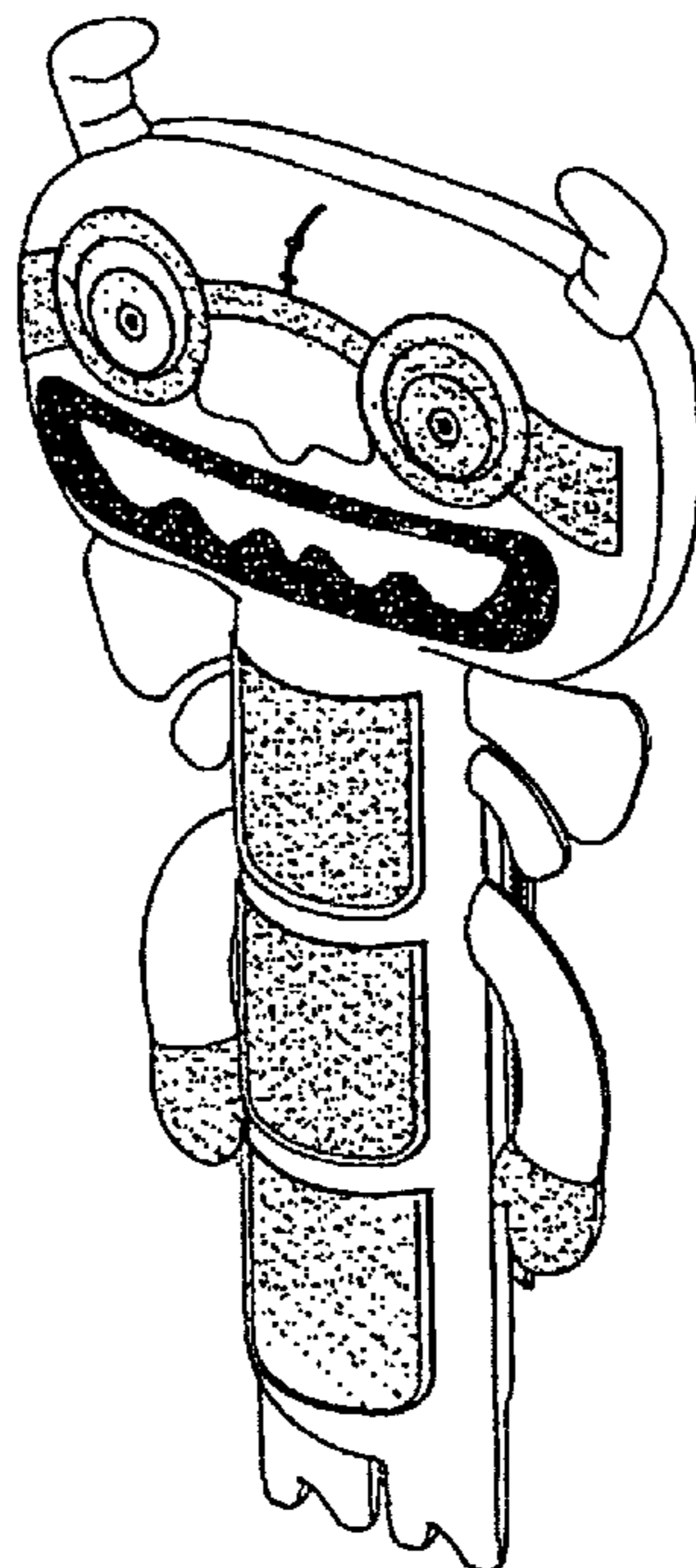
The ornamental design for a huggable plush seatbelt cover, as shown and described.

DESCRIPTION

FIG. 1 is a frontal isometric view of my new design;
 FIG. 2 is a rear isometric view of my new design;
 FIG. 3 is a front view of the design of FIG. 1;
 FIG. 4 is a view of the left side of the design of FIG. 1;
 FIG. 5 is a top view of the design of FIG. 1;
 FIG. 6 is a back view of the design of FIG. 1;
 FIG. 7 is a view of the right side of the design of FIG. 1; and,
 FIG. 8 is a bottom view of the design of FIG. 1.

A feature of the design is the incorporation of a fantasy character into the outer layer of the cover.

1 Claim, 3 Drawing Sheets



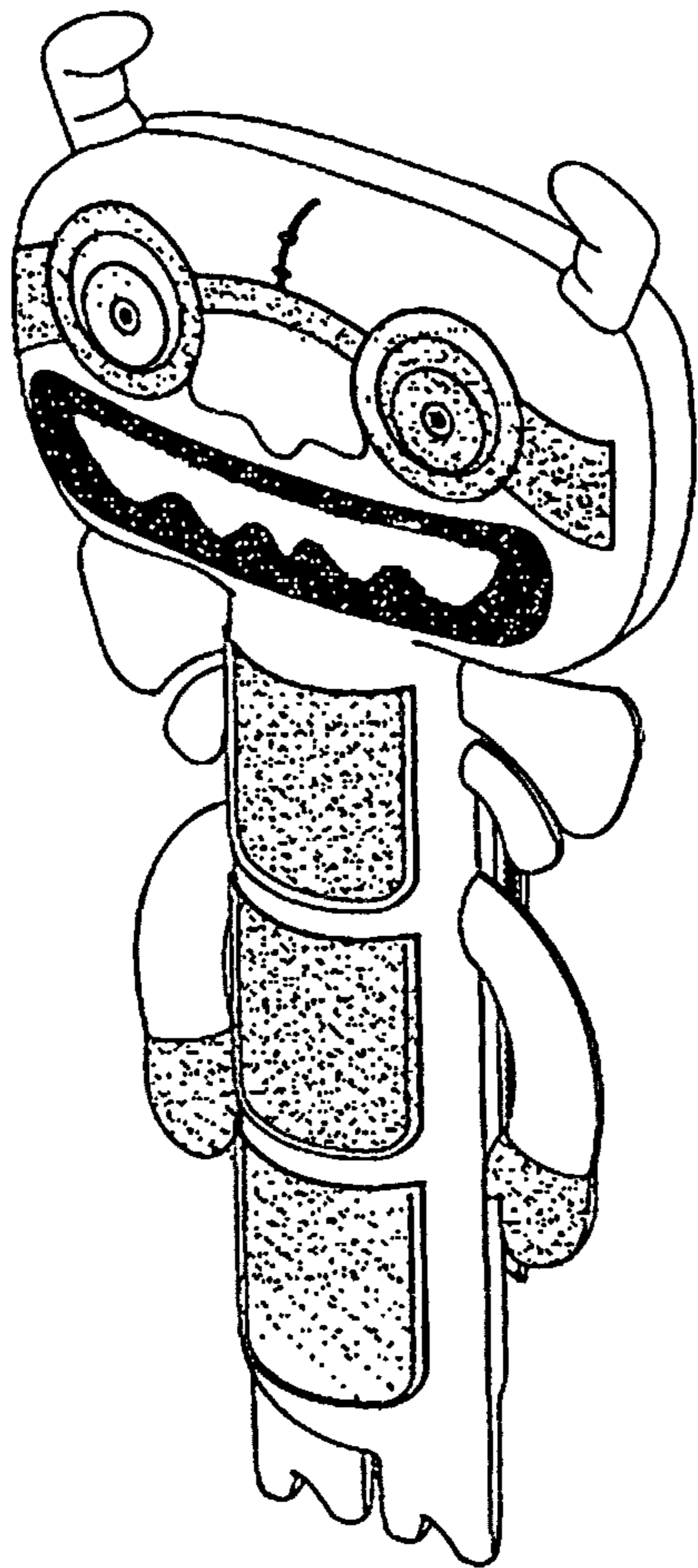


Fig. 1

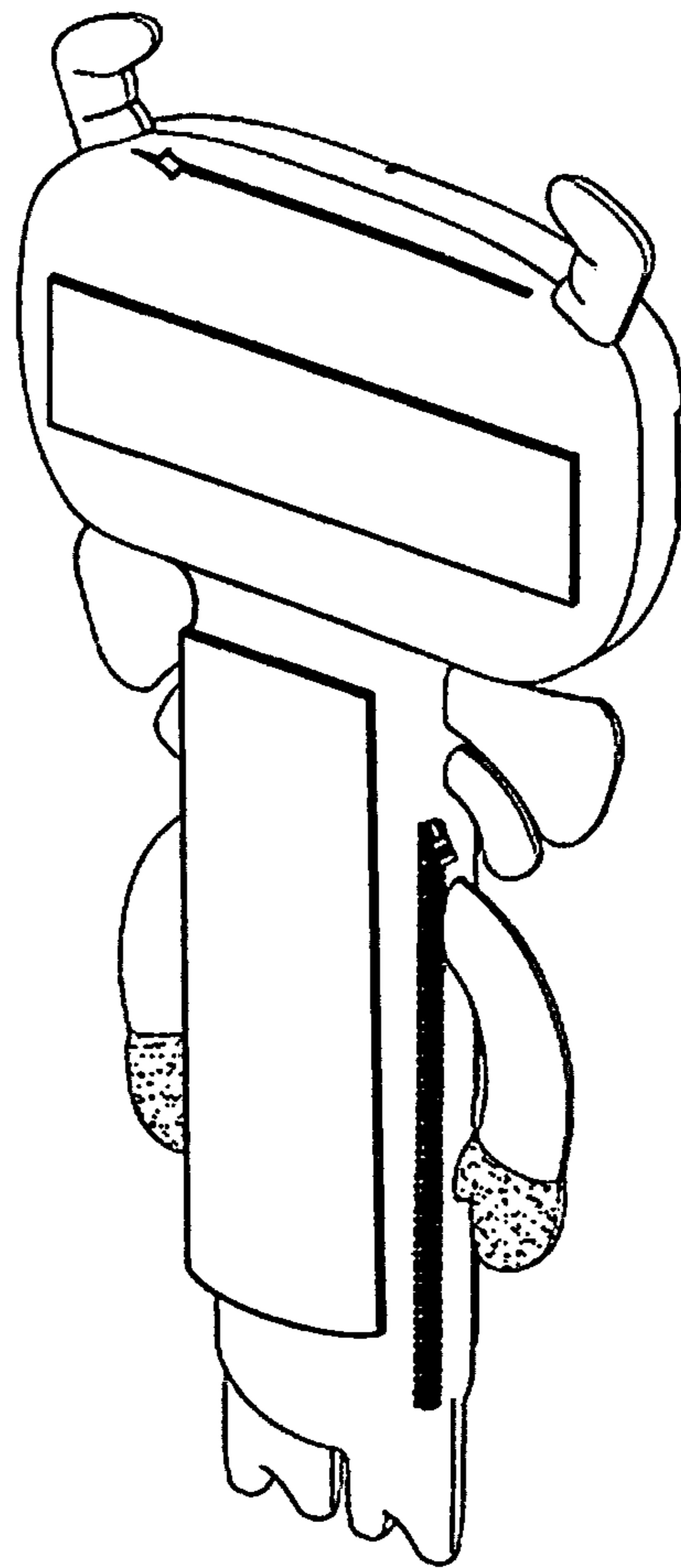


Fig. 2

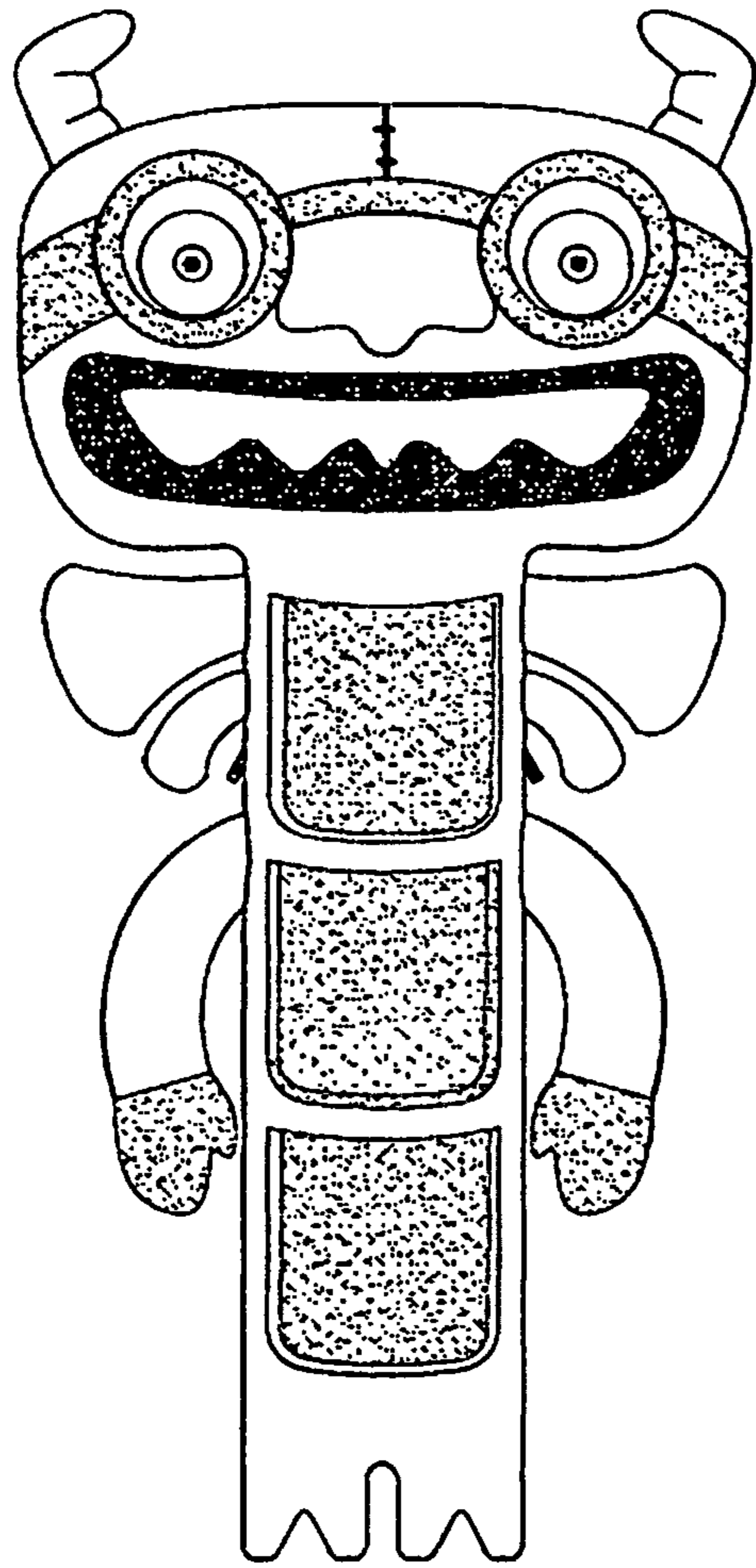


Fig. 3

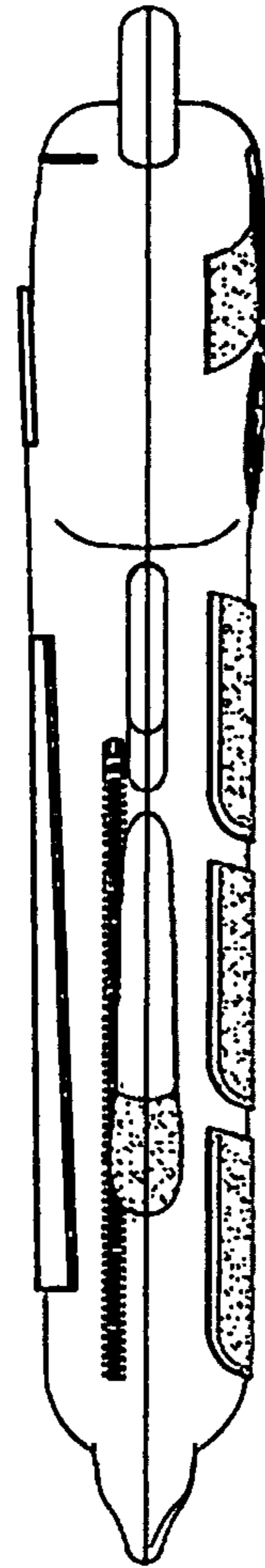


Fig. 4

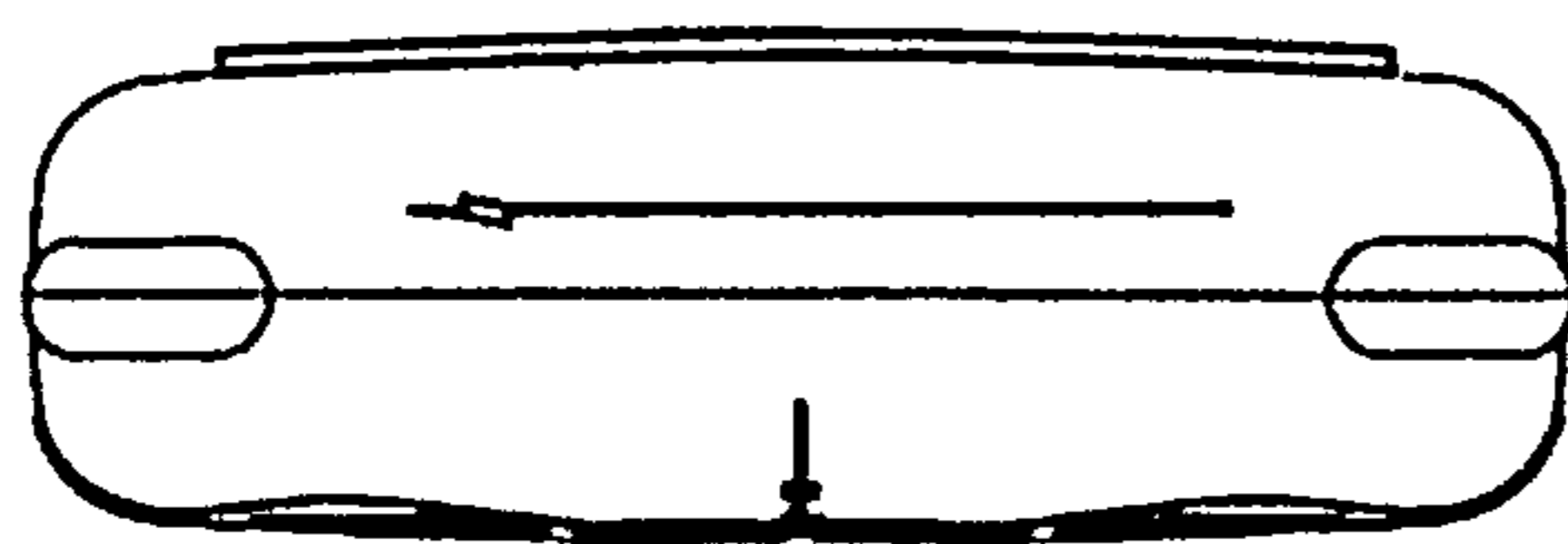


Fig. 5

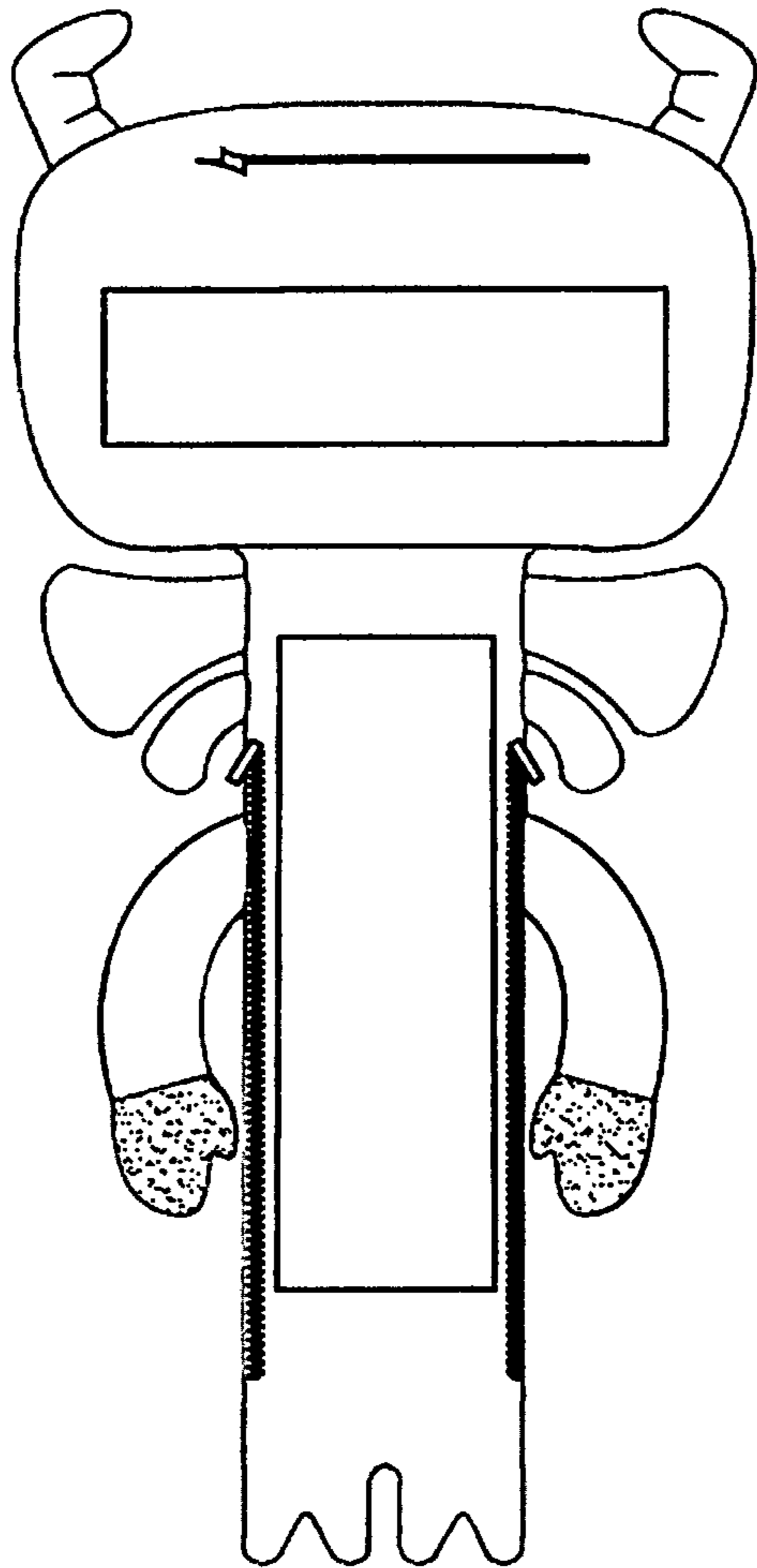


Fig. 6

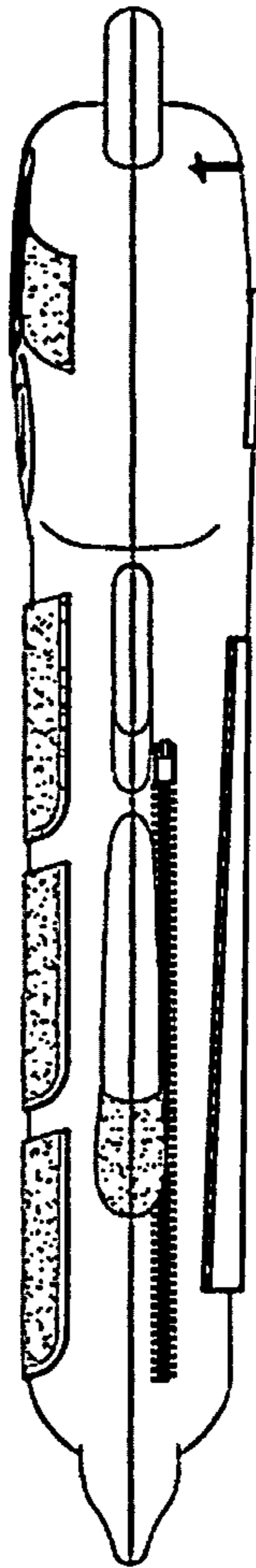


Fig. 7

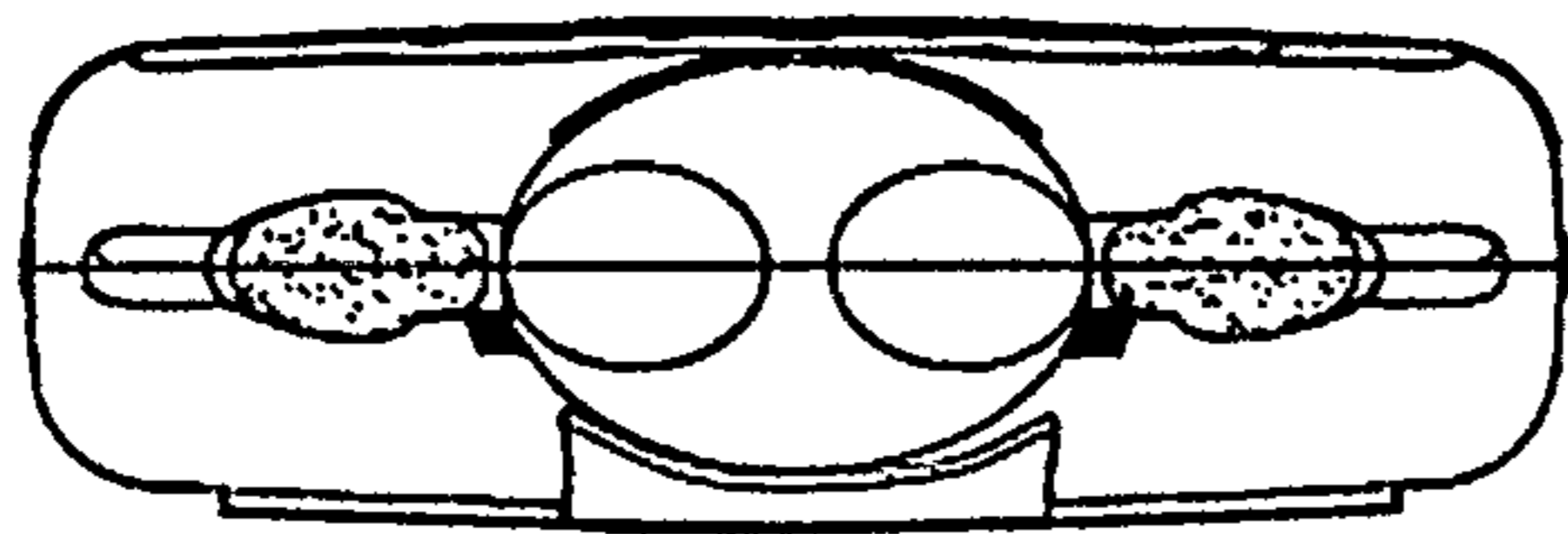


Fig. 8