



US00D713120S

(12) **United States Design Patent**
Park et al.

(10) **Patent No.:** **US D713,120 S**

(45) **Date of Patent:** **** Sep. 16, 2014**

(54) **SNACK FOOD**

(71) Applicant: **CJ Cheiljedang Corp.**, Seoul (KR)

(72) Inventors: **Joo Dong Park**, Gimpo-si (KR); **Su Yeon Chung**, Seoul (KR); **Chang Youg Lee**, Seoul (KR); **Jeong Seok An**, Seoul (KR); **Soon Hee Kwon**, Seongnam-si (KR); **Sung Woo Shine**, Seoul (KR); **Sung Hee Kim**, Seoul (KR); **So Young Yoon**, Seoul (KR)

(73) Assignee: **CJ Cheiljedang Corp.**, Seoul (KR)

(**) Term: **14 Years**

(21) Appl. No.: **29/440,255**

(22) Filed: **Dec. 20, 2012**

(30) **Foreign Application Priority Data**

Nov. 27, 2012 (KR) 30-2012-0056797

(51) **LOC (10) Cl.** **01-01**

(52) **U.S. Cl.**
USPC **D1/128**

(58) **Field of Classification Search**
USPC D1/100-130, 199; 426/104, 108, 138, 426/391, 549, 808, 94, 143, 559, 560; D6/597, 601; D7/359; D21/623, 803, D21/386; 28/4; 119/710; D25/138
See application file for complete search history.

(56) **References Cited**

U.S. PATENT DOCUMENTS

D115,322 S * 6/1939 Streit D1/128
D445,237 S * 7/2001 Boselli et al. D1/128

D478,704 S * 8/2003 Funk et al. D1/101
D518,274 S * 4/2006 Palmer et al. D1/128
D527,862 S * 9/2006 Pafko D1/125
D540,507 S * 4/2007 Aleman et al. D1/125
D552,327 S * 10/2007 Aleman et al. D1/125
D578,276 S * 10/2008 Pavan D1/128
D583,526 S * 12/2008 Roach et al. D1/128
D605,828 S * 12/2009 Brown et al. D1/127
D617,079 S * 6/2010 Brown et al. D1/127
D698,116 S * 1/2014 Barnes et al. D1/128
2004/0033293 A1 * 2/2004 Albert 426/103

* cited by examiner

Primary Examiner — Deanna L Pratt

Assistant Examiner — Katie Mroczka

(74) *Attorney, Agent, or Firm* — Leydig, Voit & Mayer, Ltd.

(57) **CLAIM**

The ornamental design for a snack food, as shown and described.

DESCRIPTION

The patent or application file contains at least one drawing executed in color. Copies of this patent or patent application publication with color drawing(s) will be provided by the Office upon request and payment of the necessary fee.

FIG. 1 is a perspective view of the snack food of the present invention.

FIG. 2 is a front elevational view of the snack food of FIG. 1.

FIG. 3 is a rear elevational view of the snack food of FIG. 1.

FIG. 4 is a left side elevational view of the snack food of FIG. 1.

FIG. 5 is a right side elevational view of the snack food of FIG. 1.

FIG. 6 is a top plan view of the snack food of FIG. 1; and,

FIG. 7 is a bottom plan view of the snack food of FIG. 1.

1 Claim, 6 Drawing Sheets
(6 of 6 Drawing Sheet(s) Filed in Color)



FIG. 1




FIG. 2




FIG. 3




FIG. 4



FIG. 5



FIG. 6



FIG. 7

