



US00D713106S

(12) **United States Design Patent**  
**Reger et al.**

(10) **Patent No.:** **US D713,106 S**

(45) **Date of Patent:** **\*\* Sep. 9, 2014**

(54) **BASKET FOR AN APPLIANCE**

*Primary Examiner* — T. Chase Nelson

*Assistant Examiner* — Kathleen M Sims

(71) Applicant: **General Electric Company,**  
Schenectady, NY (US)

(74) *Attorney, Agent, or Firm* — Dority & Manninbg, P.a.

(72) Inventors: **Todd Anthony Reger,** Crestwood, KY  
(US); **Bryan T. Snook,** Louisville, KY  
(US); **Paul Stephen Haney,** Peewee  
Valley, KY (US)

(57) **CLAIM**

The ornamental design for a basket for an appliance, as shown and described.

(73) Assignee: **General Electric Company,**  
Schenectady, NY (US)

(\*\*) Term: **14 Years**

**DESCRIPTION**

(21) Appl. No.: **29/441,161**

FIG. 1 is a perspective view of a basket for an appliance showing our new design, it being understood that the pattern on the cylindrical wall of the basket repeats around the circumferential direction of the cylindrical wall as also shown in FIGS. 3, 4, 5 and 6.

(22) Filed: **Jan. 2, 2013**

FIG. 2 is a front view of the basket for an appliance.

(51) **LOC (10) Cl.** ..... **15-05**

FIG. 3 is a side view of the basket for an appliance it being understood that the pattern on the cylindrical wall of the basket repeats around the circumferential direction of the cylindrical wall.

(52) **U.S. Cl.**

USPC ..... **D32/29**

FIG. 4 is another side view of the basket for an appliance it being understood that the pattern on the cylindrical wall of the basket repeats around the circumferential direction of the cylindrical wall.

(58) **Field of Classification Search**

USPC ..... D32/1, 25, 29; 68/3 R, 5 R, 12.01,  
68/23.3–23.4, 24, 124, 139, 142;  
34/58–59, 108, 595–596, 602;  
220/676; 210/374, 377

See application file for complete search history.

FIG. 5 is another side view of the basket for an appliance it being understood that the pattern on the cylindrical wall of the basket repeats around the circumferential direction of the cylindrical wall.

(56) **References Cited**

**U.S. PATENT DOCUMENTS**

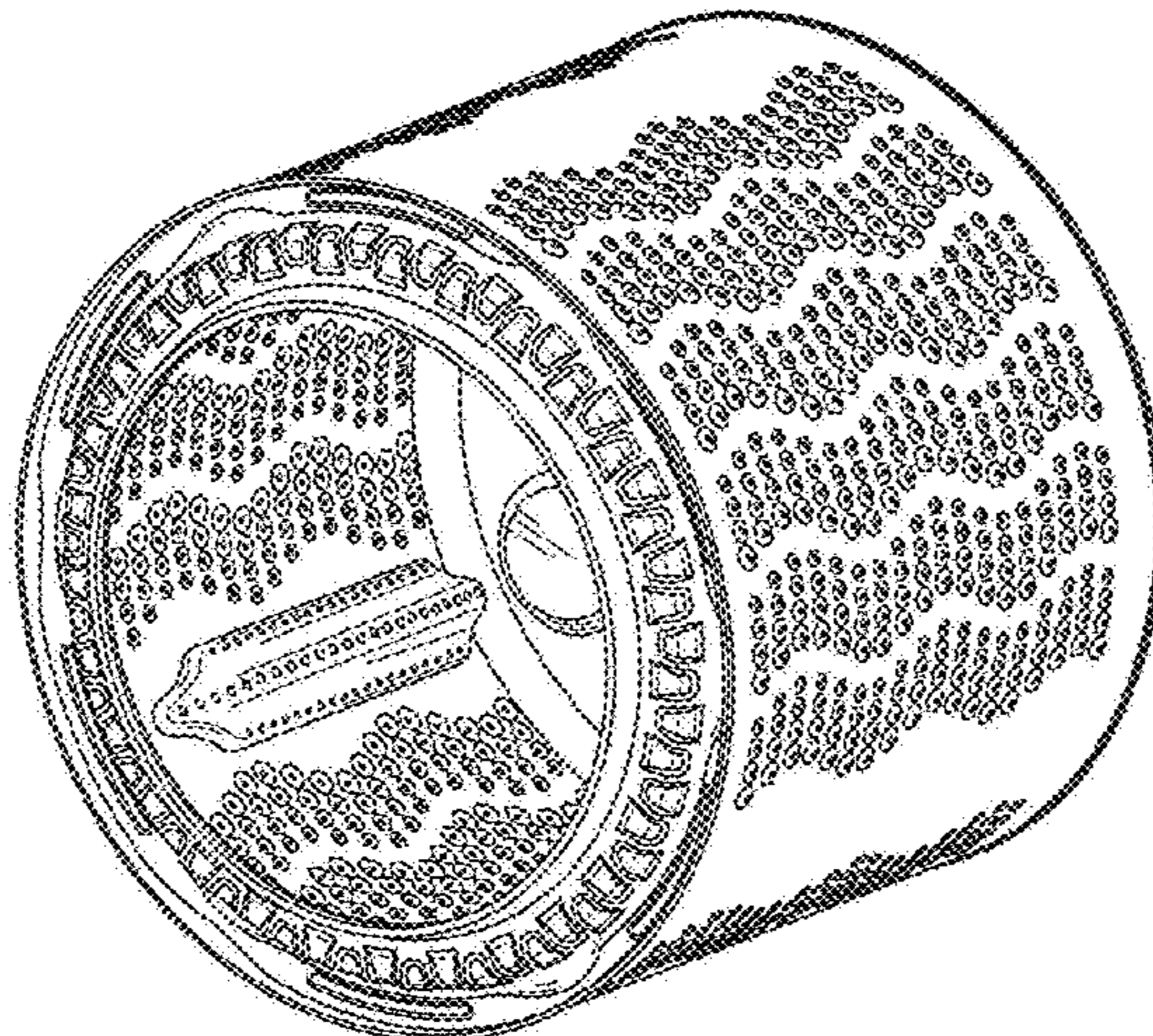
D101,548 S *	10/1936	Morgenstern	.....	D32/29
D102,572 S *	12/1936	Morgenstern	.....	D32/29
D110,973 S *	8/1938	McCabe	.....	D32/29
D110,974 S *	8/1938	McCabe	.....	D32/29
D117,283 S *	10/1939	Litle	.....	D32/29
D144,609 S *	5/1946	Conterman	.....	D32/29
D174,702 S *	5/1955	Oberg	.....	D32/29
4,888,965 A *	12/1989	Fanson et al.	.....	68/23.4
5,287,989 A *	2/1994	Luther	.....	220/676
5,881,909 A *	3/1999	Crain et al.	.....	220/676
D426,686 S *	6/2000	Clausen et al.	.....	D32/29
7,661,203 B2 *	2/2010	Fumagalli	.....	34/596
7,757,324 B2 *	7/2010	Leidig et al.	.....	8/159

FIG. 7 is rear view of the basket for an appliance; and,

FIG. 8 is a front view of the basket for an appliance with a rim removed from the front of the basket to further reveal the interior components thereof.

\* cited by examiner

**1 Claim, 8 Drawing Sheets**








FIG. 1





FIG. 2




FIG. 3






FIG. 4




FIG. 5






FIG. 6




FIG. 7





FIG. 8