



US00D713105S

(12) **United States Design Patent**
Reger et al.

(10) **Patent No.:** **US D713,105 S**
(45) **Date of Patent:** **** Sep. 9, 2014**

(54) **LIFTER FOR A BASKET OF AN APPLIANCE**

(71) Applicant: **General Electric Company,**
Schenectady, NY (US)

(72) Inventors: **Todd Anthony Reger,** Crestwood, KY
(US); **Bryan T. Snook,** Louisville, KY
(US); **Paul Stephen Haney,** Peewee
Valley, KY (US)

(73) Assignee: **General Electric Company,**
Schenectady, NY (US)

(**) Term: **14 Years**

(21) Appl. No.: **29/441,162**

(22) Filed: **Jan. 2, 2013**

(51) **LOC (10) Cl.** **15-05**

(52) **U.S. Cl.**
USPC **D32/25**

(58) **Field of Classification Search**
USPC D32/1, 25, 26; 68/3 R, 5 R, 13 R, 12.01,
68/24, 58, 212; 34/87-88, 499, 523-524,
34/602

See application file for complete search history.

(56) **References Cited**

U.S. PATENT DOCUMENTS

D502,298	S	*	2/2005	No et al.	D32/26
D513,100	S	*	12/2005	Shin et al.	D32/26
7,194,824	B2	*	3/2007	Wang	34/602
7,299,665	B2	*	11/2007	Kim et al.	68/24
D571,966	S	*	6/2008	Reim	D32/26
D572,870	S	*	7/2008	Reim	D32/26

D576,364	S	*	9/2008	Reim et al.	D32/26
D577,469	S	*	9/2008	Reim et al.	D32/26
D600,417	S	*	9/2009	Geyer et al.	D32/25
7,690,227	B2	*	4/2010	Cho et al.	68/58
7,827,830	B2	*	11/2010	Kim	68/13 R
7,930,912	B2	*	4/2011	Lee et al.	68/212
D664,727	S	*	7/2012	Park et al.	D32/25
2005/0097927	A1	*	5/2005	Kim et al.	68/24
2005/0102853	A1	*	5/2005	Wang	34/602
2005/0204783	A1	*	9/2005	Kim et al.	68/3 R
2007/0017259	A1	*	1/2007	Cho et al.	68/3 R
2008/0282747	A1	*	11/2008	Kim	68/13 R
2009/0071202	A1	*	3/2009	Lee et al.	68/212

* cited by examiner

Primary Examiner — T. Chase Nelson

Assistant Examiner — Kathleen M Sims

(74) *Attorney, Agent, or Firm* — Dority & Manning, P.A.

(57) **CLAIM**

The ornamental design for a lifter for a basket of an appliance, as shown and described.

DESCRIPTION

FIG. 1 is a perspective view of a lifter for a basket of an appliance showing our new design.

FIG. 2 is a side view of the lifter for a basket of an appliance.

FIG. 3 is a top view of the lifter for a basket of an appliance.

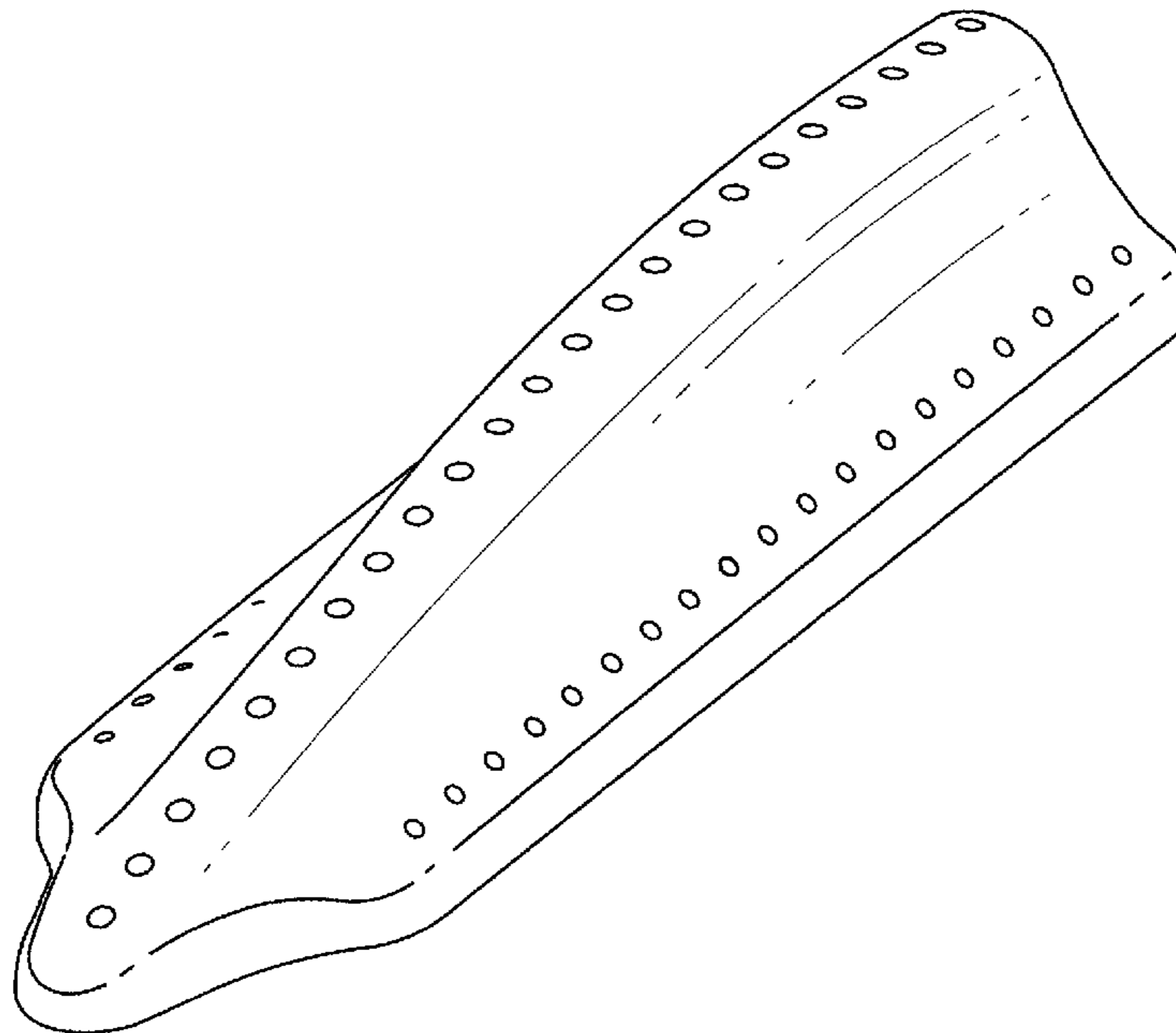
FIG. 4 is a front view of the lifter for a basket of an appliance.

FIG. 5 is a rear view of the lifter for a basket of an appliance; and,

FIG. 6 is a bottom view of the lifter for a basket of an appliance.

In the drawings, the portions shown in dashed lines depict attachment features that form no part of the claimed design.

1 Claim, 3 Drawing Sheets



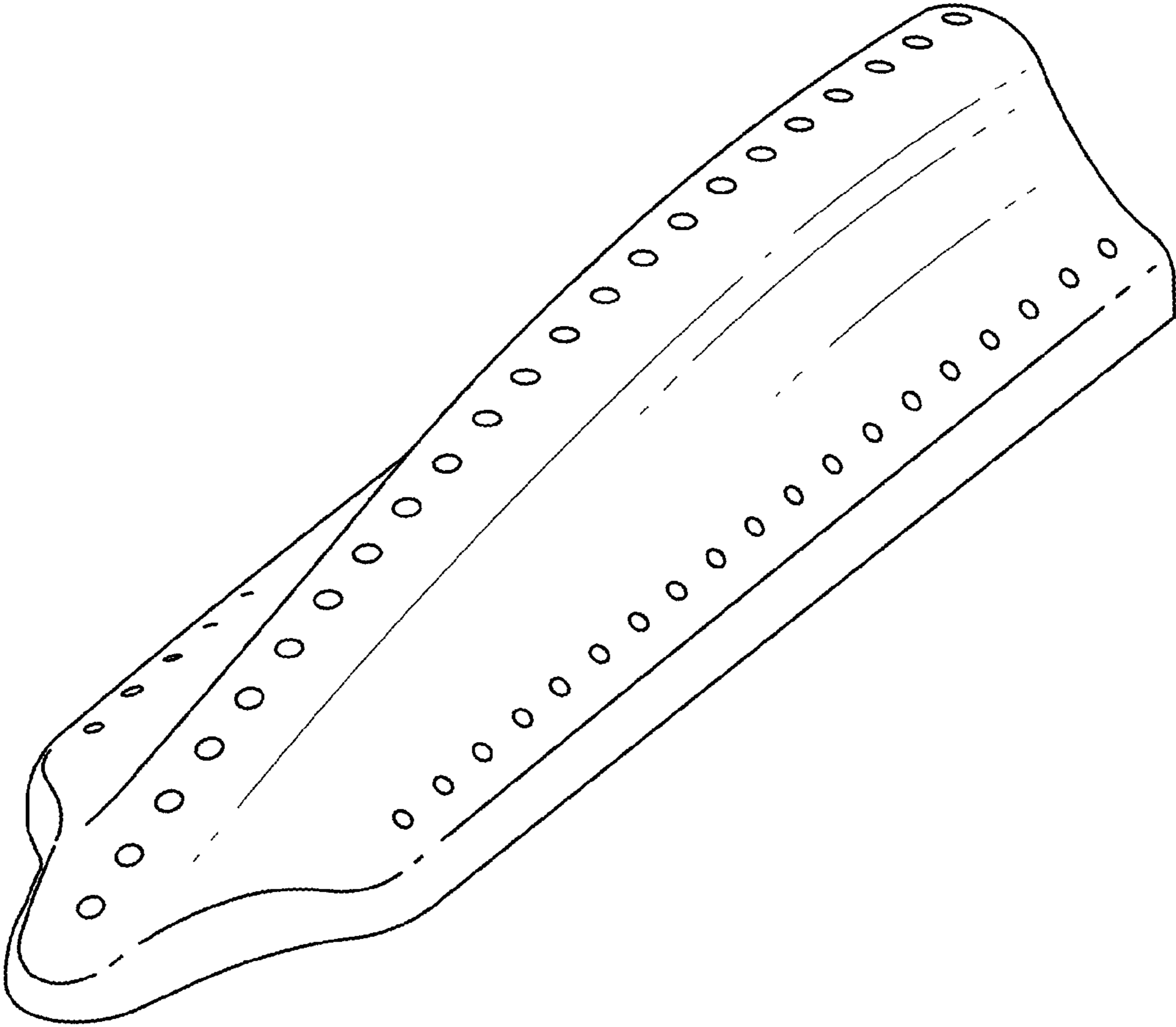


FIG. 1

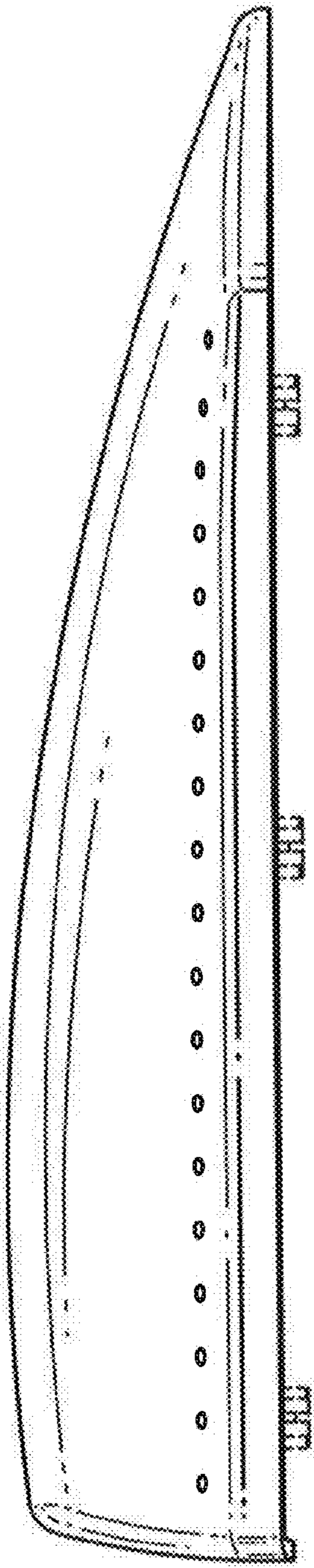


FIG. 2

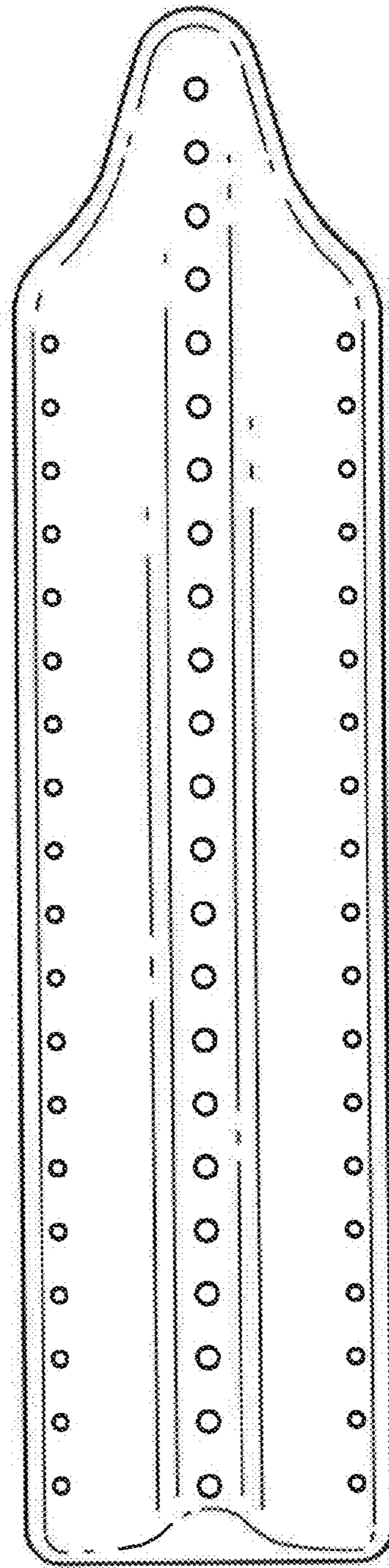


FIG. 3

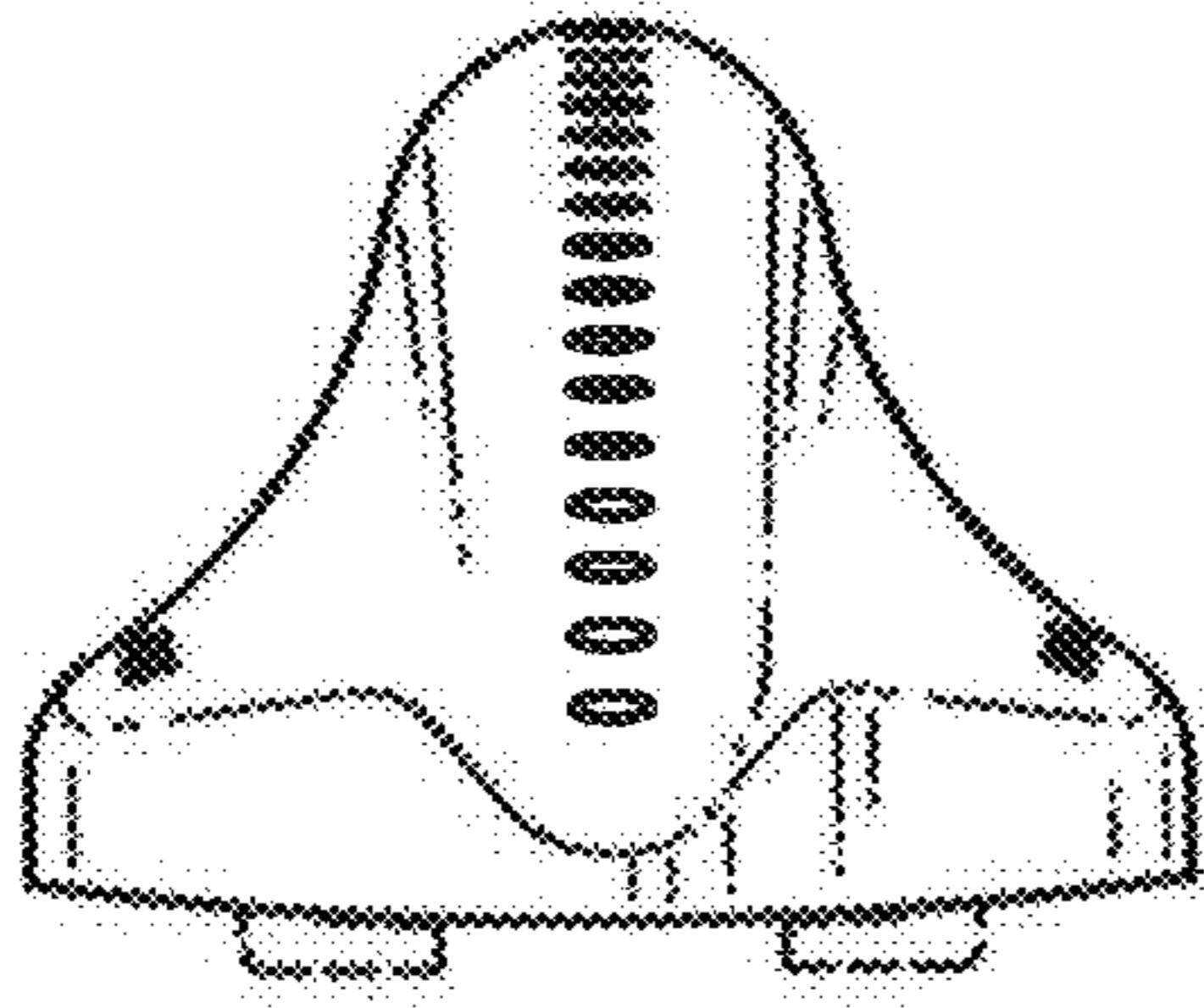


FIG. 4

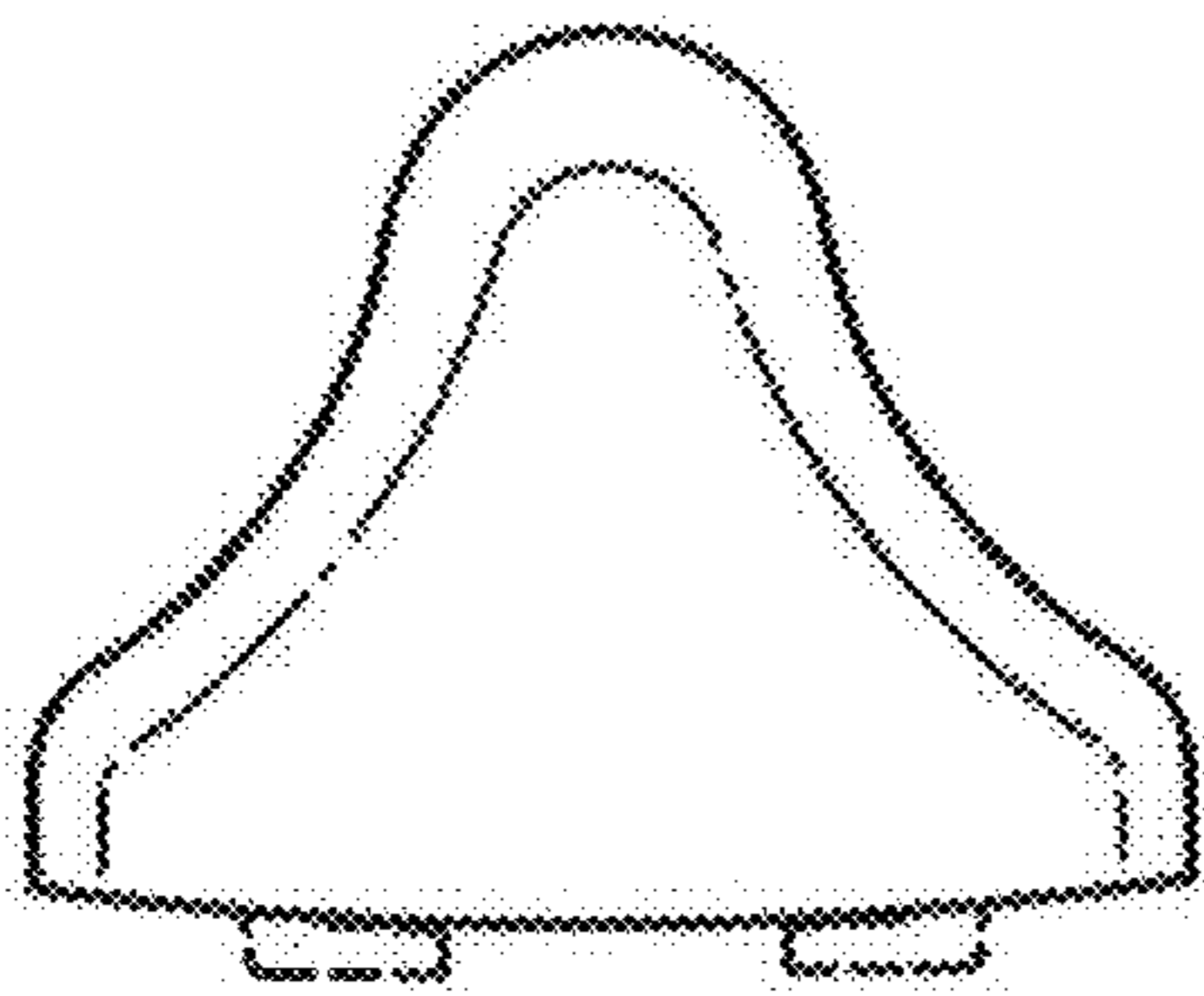


FIG. 5

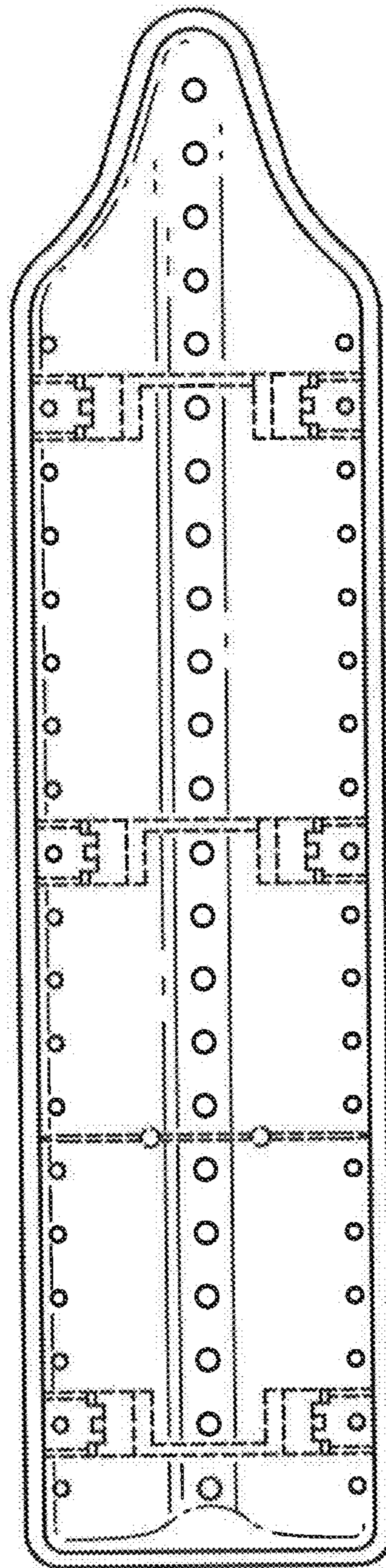


FIG. 6