



US00D713104S

(12) **United States Design Patent**
Sproviero et al.

(10) **Patent No.:** **US D713,104 S**

(45) **Date of Patent:** **** Sep. 9, 2014**

(54) **INDOOR/OUTDOOR ULTRASONIC BARK
CONTROLLER**

(56) **References Cited**

U.S. PATENT DOCUMENTS

(71) Applicant: **Sunbeam Products, Inc.**, Boca Raton,
FL (US)

(72) Inventors: **Taryn Sproviero**, Boca Raton, FL (US);
Douglas Goodner, Weston, FL (US);
Kim Wah Chung, Shatin (HK)

(73) Assignee: **Sunbeam Products, Inc.**, Boca Raton,
FL (US)

(**) Term: **14 Years**

(21) Appl. No.: **29/451,560**

(22) Filed: **Apr. 4, 2013**

(51) **LOC (10) Cl.** **30-99**

(52) **U.S. Cl.**
USPC **D30/199; D10/104.1**

(58) **Field of Classification Search**
CPC A01K 15/21; A01K 15/22; A01K 15/23;
A01K 15/04; A01K 11/006; A01K 27/009;
H04N 5/4403
USPC D30/144, 145, 151, 152, 153, 155, 156,
D30/199; D14/137, 155, 159, 214, 215,
D14/218, 240, 247; D10/104, 104.2;
D13/168; 119/712, 718, 719, 720, 721,
119/856, 858, 859, 860, 863; 340/573.1,
340/573.3, 573.4, 539.14, 539.15; 174/176,
174/188

See application file for complete search history.

D317,065	S	*	5/1991	Greene	D30/156
5,640,932	A	*	6/1997	Bianco et al.	119/720
5,689,240	A	*	11/1997	Traxler	340/573.4
D407,032	S	*	3/1999	McDonald	D10/104.1
D440,509	S	*	4/2001	Greene	D30/199
D489,094	S	*	4/2004	Bodum	D19/73
6,720,881	B1	*	4/2004	Halliday	340/573.4
D491,481	S	*	6/2004	Aiston et al.	D10/104.1
D500,305	S	*	12/2004	Lin et al.	D14/215
7,111,586	B2	*	9/2006	Lee et al.	119/719
D598,906	S	*	8/2009	Chiba et al.	D14/240
D660,286	S	*	5/2012	Lee et al.	D14/214
2002/0073933	A1	*	6/2002	Oakman	119/721
2011/0061605	A1	*	3/2011	Hardi et al.	119/721

* cited by examiner

Primary Examiner — Martie K Holtje

(57) **CLAIM**

The ornamental design for a indoor/outdoor ultrasonic bark controller, as shown and described.

DESCRIPTION

FIG. 1 is a right front perspective view of an indoor/outdoor ultrasonic bark controller showing the new design;
FIG. 2 is a front view thereof;
FIG. 3 is a rear view thereof;
FIG. 4 is a left side view thereof;
FIG. 5 is a right side view thereof;
FIG. 6 is a top view thereof; and,
FIG. 7 is a bottom view thereof.

The structural elements depicted by broken lines has been shown for the purpose of illustrating portions of the indoor/outdoor ultrasonic bark controller that form no part of the claimed design.

1 Claim, 2 Drawing Sheets

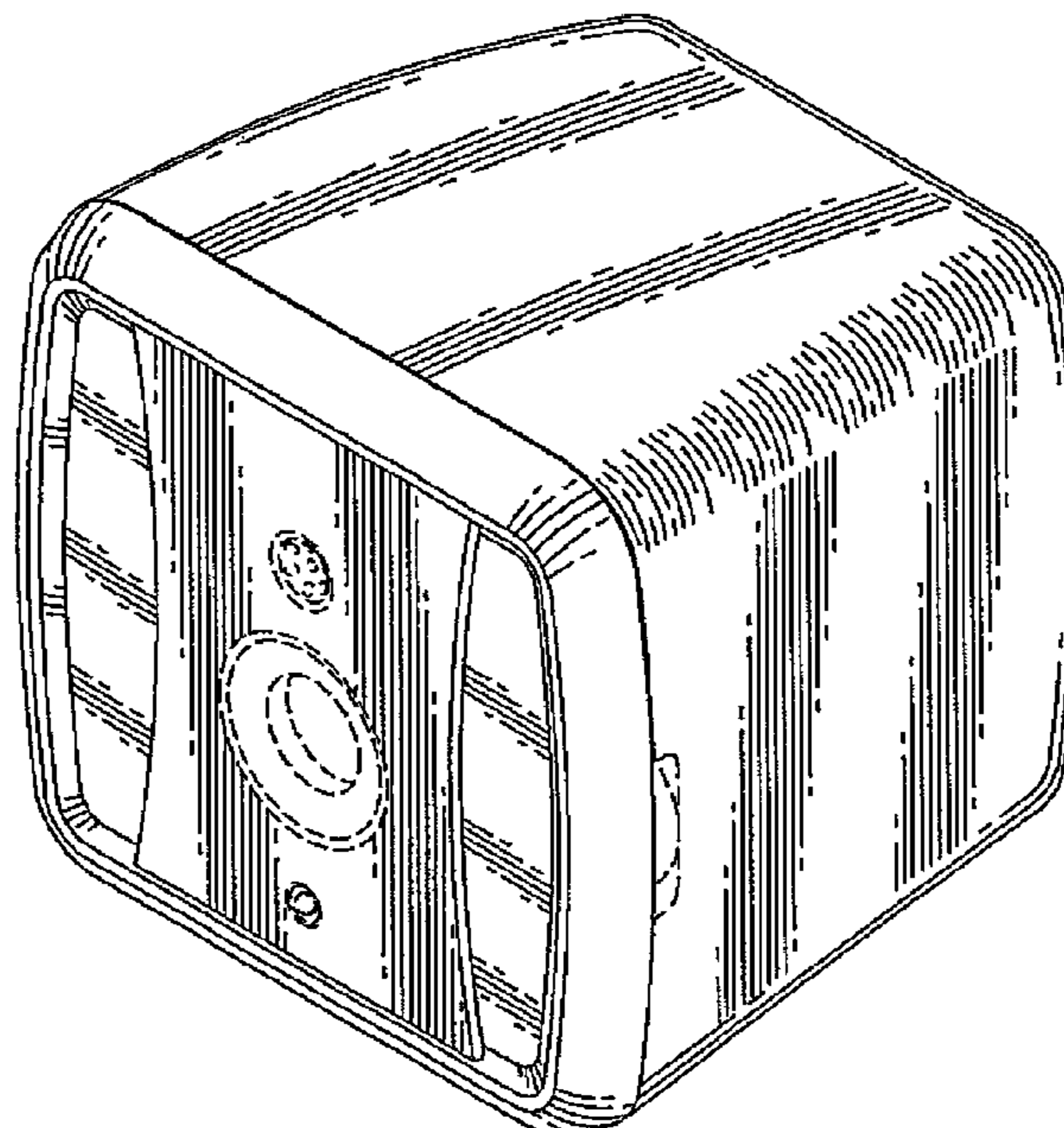


FIG. 1

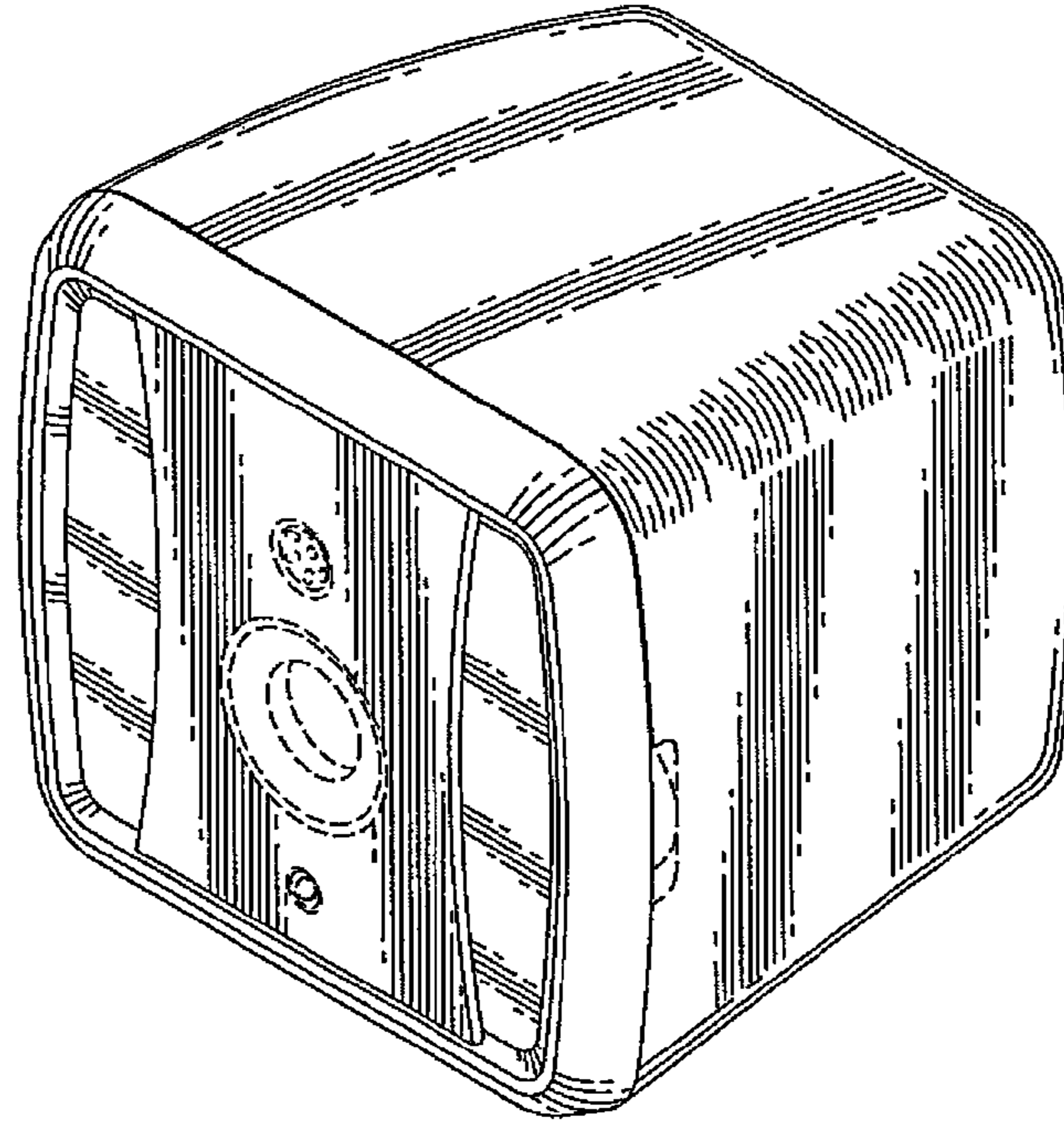


FIG. 2

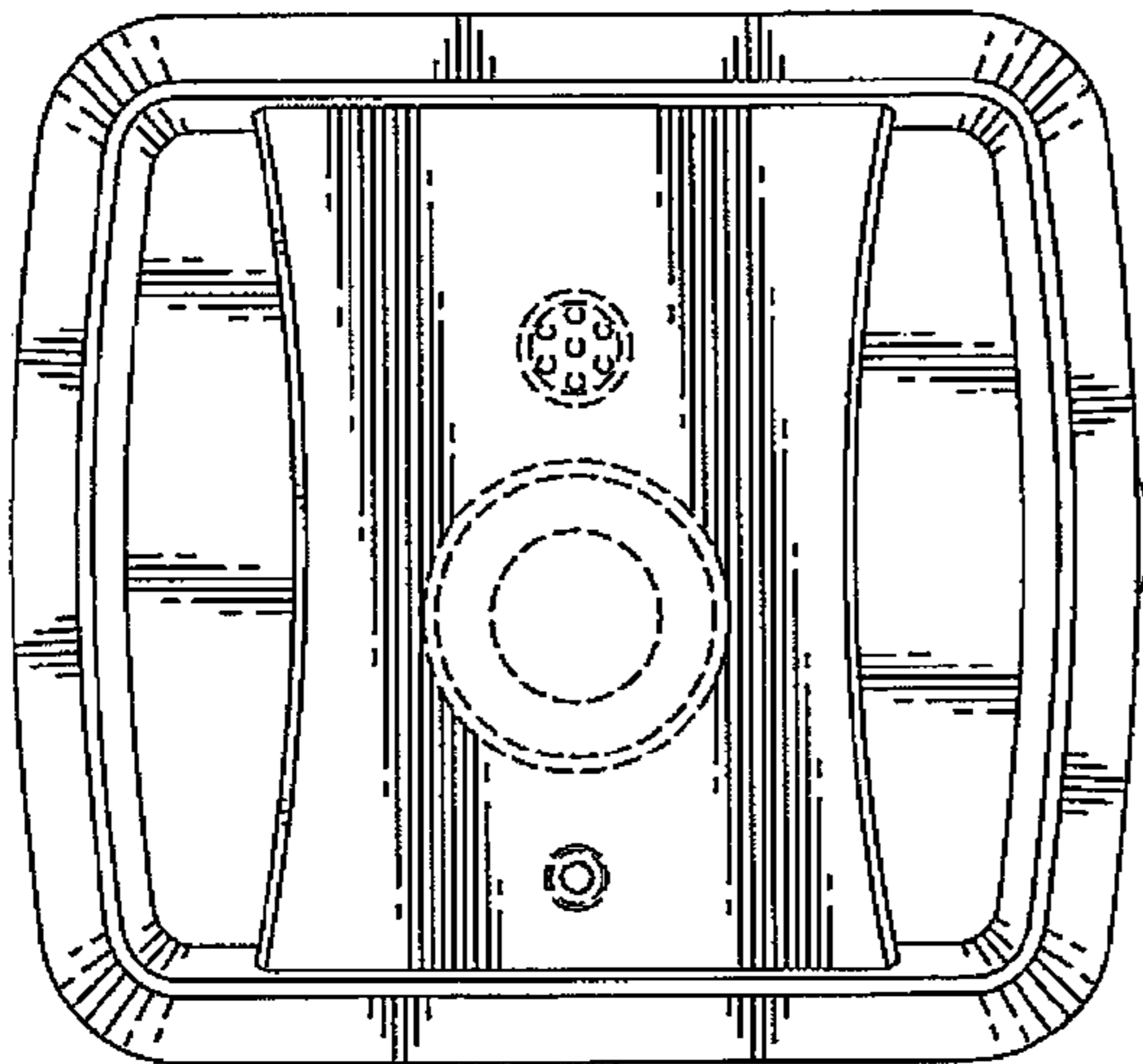


FIG. 3

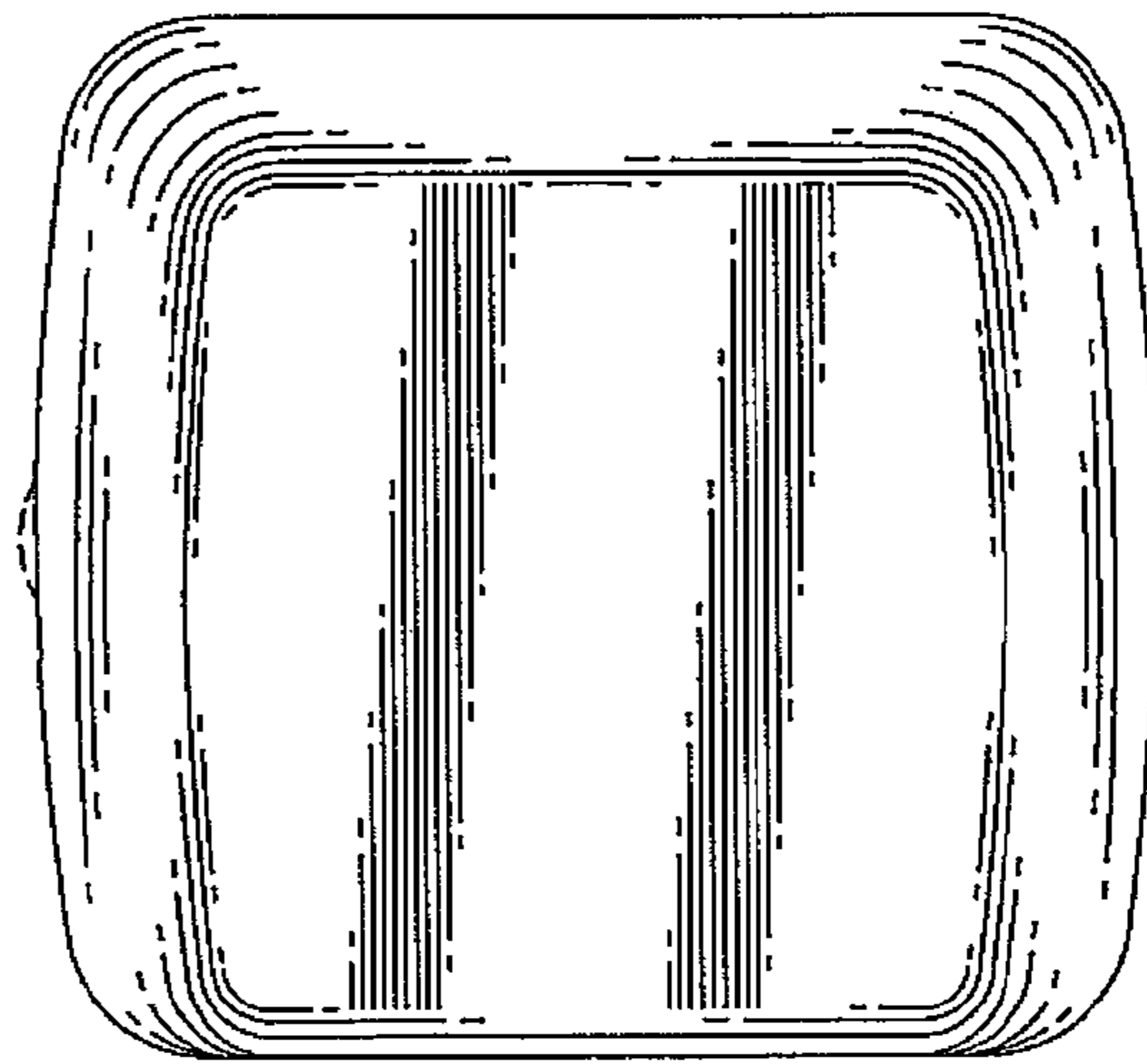


FIG. 4

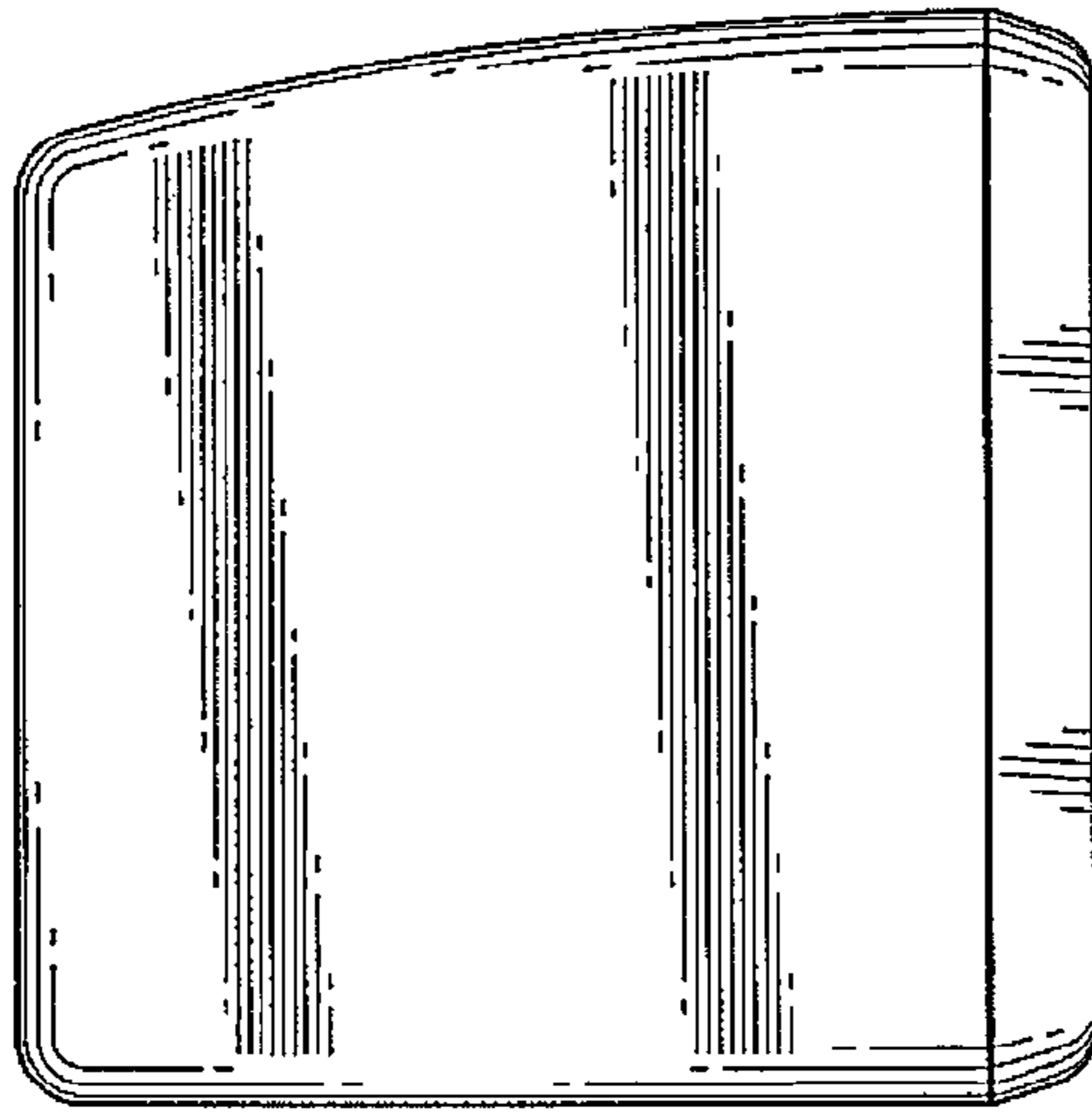


FIG. 5

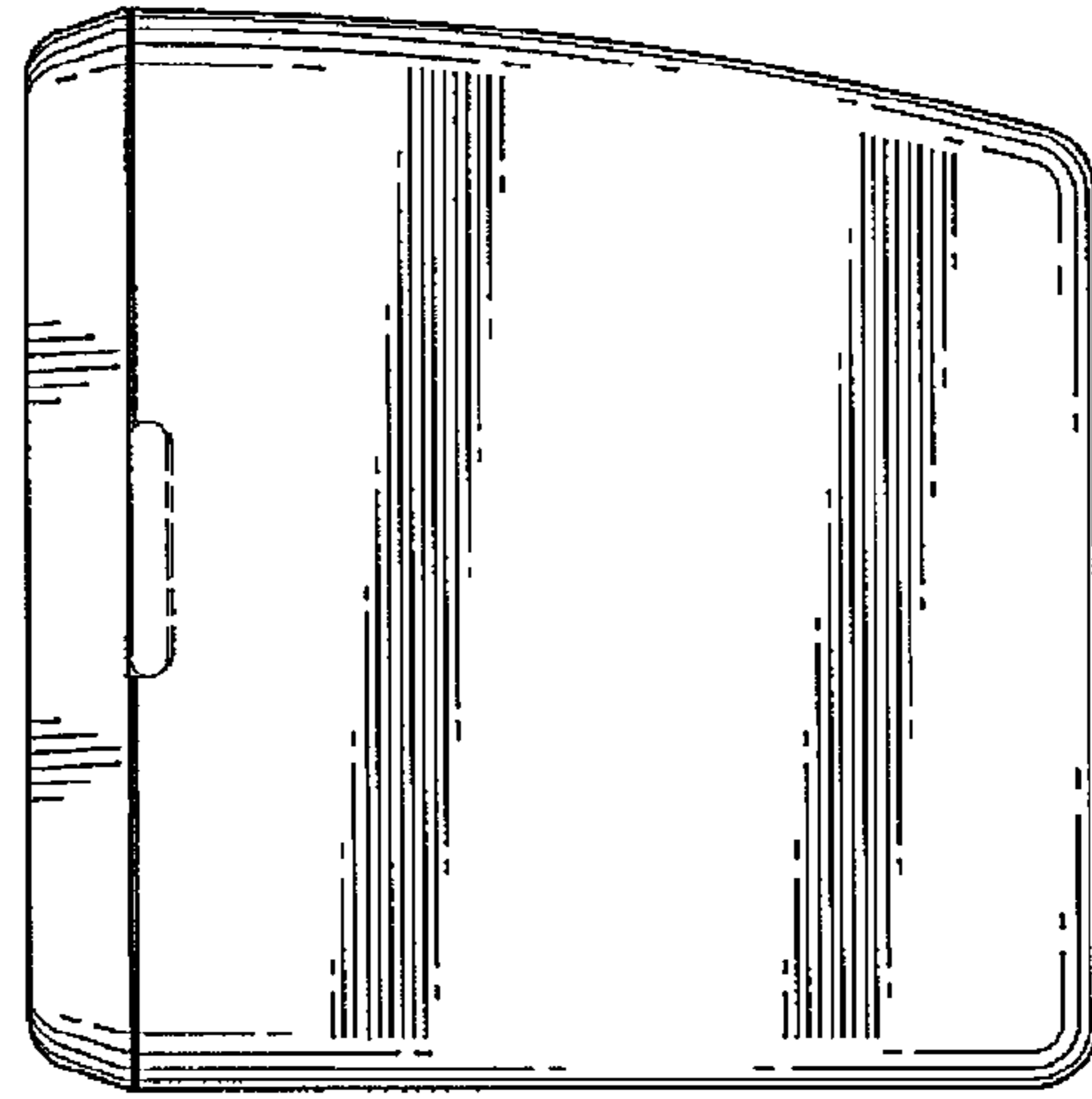


FIG. 6

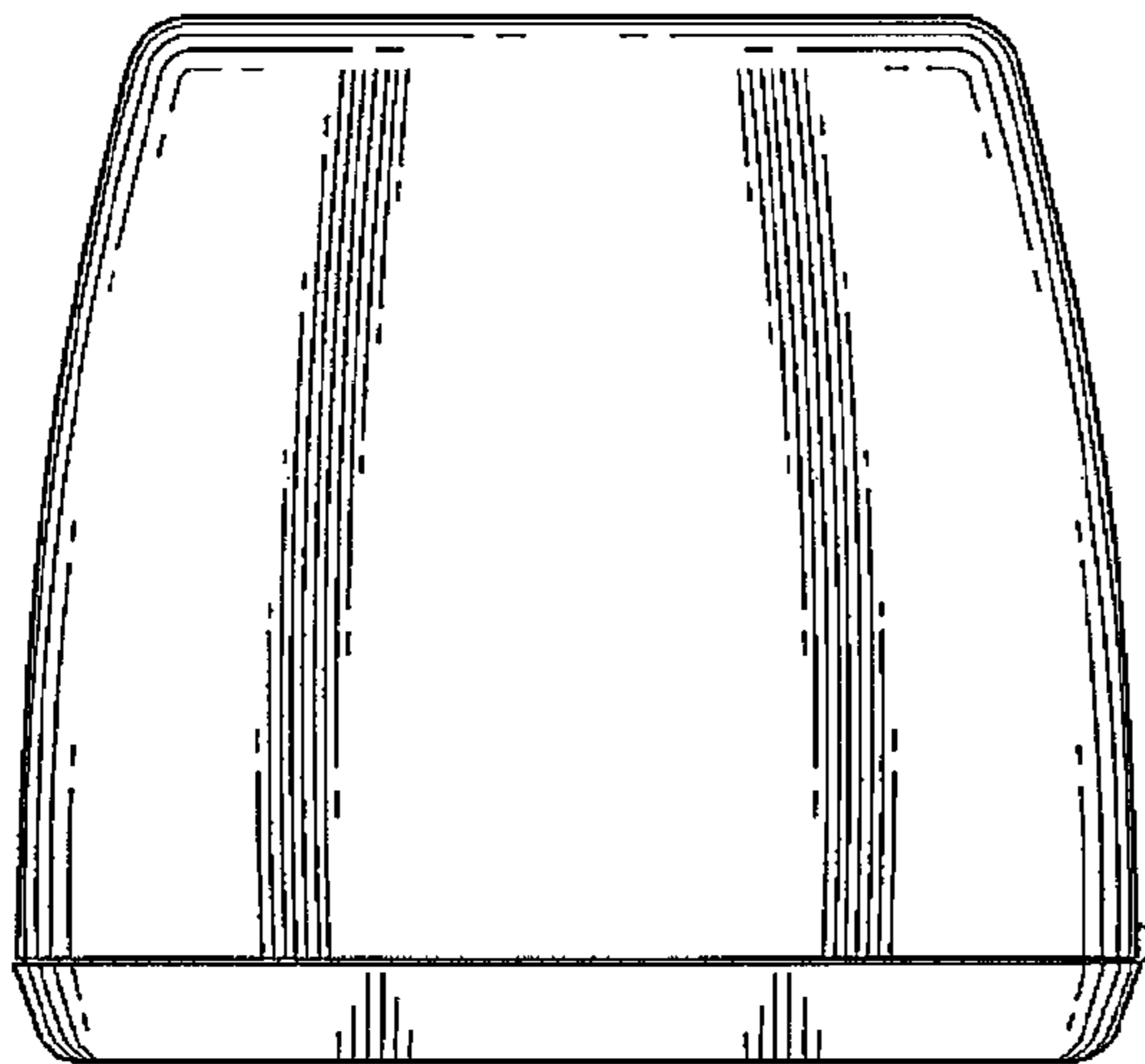


FIG. 7

