



US00D713097S

(12) **United States Design Patent**
Goswell

(10) **Patent No.:** **US D713,097 S**

(45) **Date of Patent:** **** Sep. 9, 2014**

(54) **LIPSTICK APPLICATOR**

(71) Applicant: **HCT Group Holdings Limited**, Santa Monica, CA (US)

(72) Inventor: **Rebecca Louise Goswell**, Richmond (GB)

(73) Assignee: **HCT Group Holdings Limited**, Santa Monica, CA (US)

(**) Term: **14 Years**

(21) Appl. No.: **29/457,608**

(22) Filed: **Jun. 11, 2013**

(51) **LOC (10) Cl.** **28-03**

(52) **U.S. Cl.**
USPC **D28/77; D28/88; D28/7**

(58) **Field of Classification Search**
CPC A45D 34/06; A45D 34/045; A45D 34/042-34/048; A45D 40/265; A45D 40/267; A45D 2040/0012; A45D 2200/1009; A45D 2200/1018; A45D 2200/1036
USPC D28/76, 85-90, 77, 7; 132/317, 320, 132/318; 206/581, 823, 385; 401/68, 88, 401/98, 126-130

See application file for complete search history.

(56) **References Cited**

U.S. PATENT DOCUMENTS

6,923,589 B2 *	8/2005	Blackwell	206/385
2013/0421748 *	3/2007	Chen	D28/88
2012/0282008 A1 *	11/2012	Geuther et al.	401/122
2013/0121748 A1 *	5/2013	Ramirez	401/116

* cited by examiner

Primary Examiner — Jennifer Rivard

(74) *Attorney, Agent, or Firm* — Lee & Hayes, PLLC

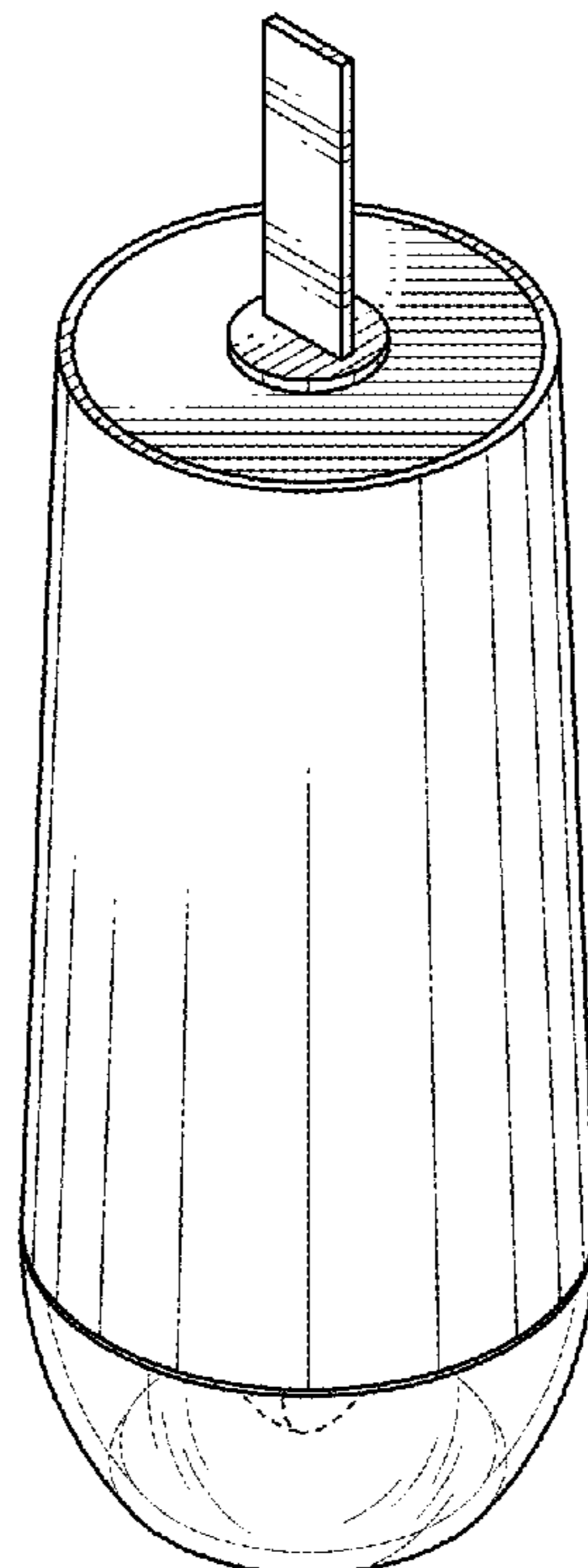
(57) **CLAIM**

The ornamental design for a lipstick applicator, as shown and described.

DESCRIPTION

FIG. 1 is a perspective view of a lipstick applicator;
FIG. 2 is a front elevation view of the lipstick applicator of FIG. 1;
FIG. 3 is a back elevation view of the lipstick applicator of FIG. 1;
FIG. 4 is a left-side elevation view of the lipstick applicator of FIG. 1;
FIG. 5 is a right-side elevation view of the lipstick applicator of FIG. 1;
FIG. 6 is a bottom plan view of the lipstick applicator of FIG. 1; and,
FIG. 7 is a top plan view of the lipstick applicator of FIG. 1.
The broken lines are directed to unclaimed portions and form no part of the claimed design.

1 Claim, 2 Drawing Sheets



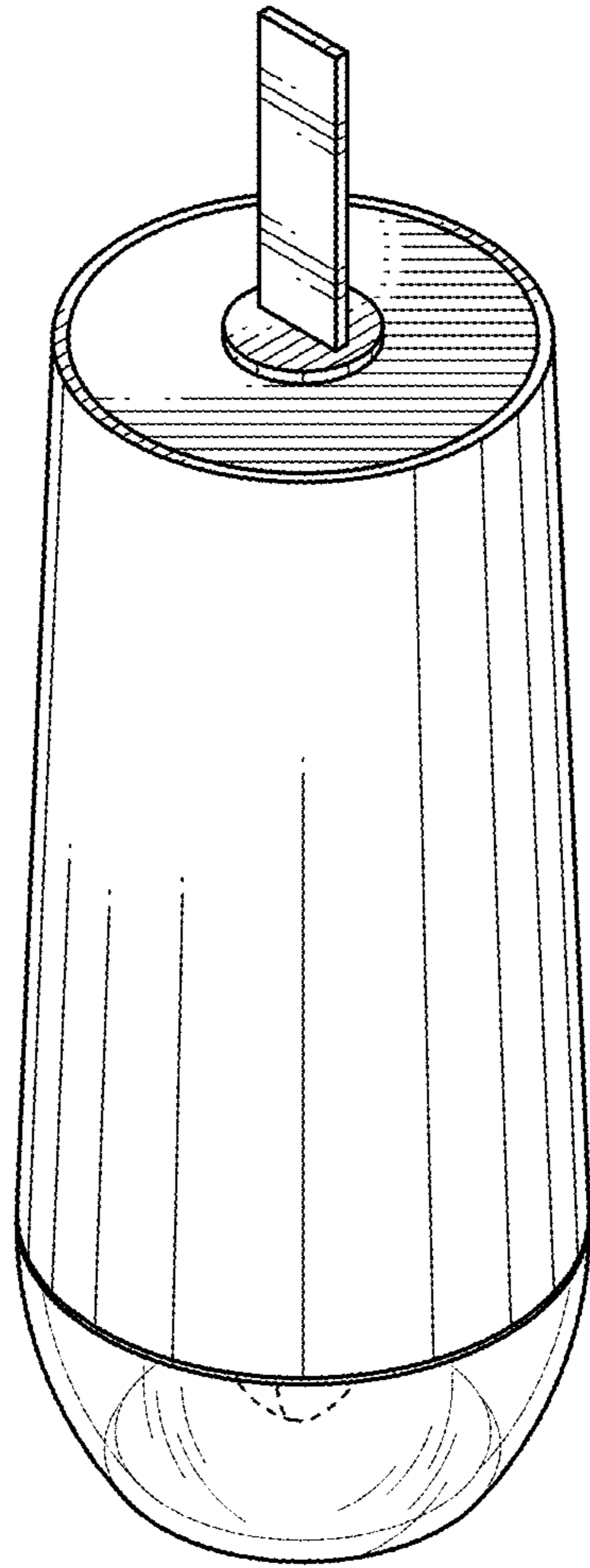


FIG. 1




FIG. 2




FIG. 3




FIG. 4




FIG. 5

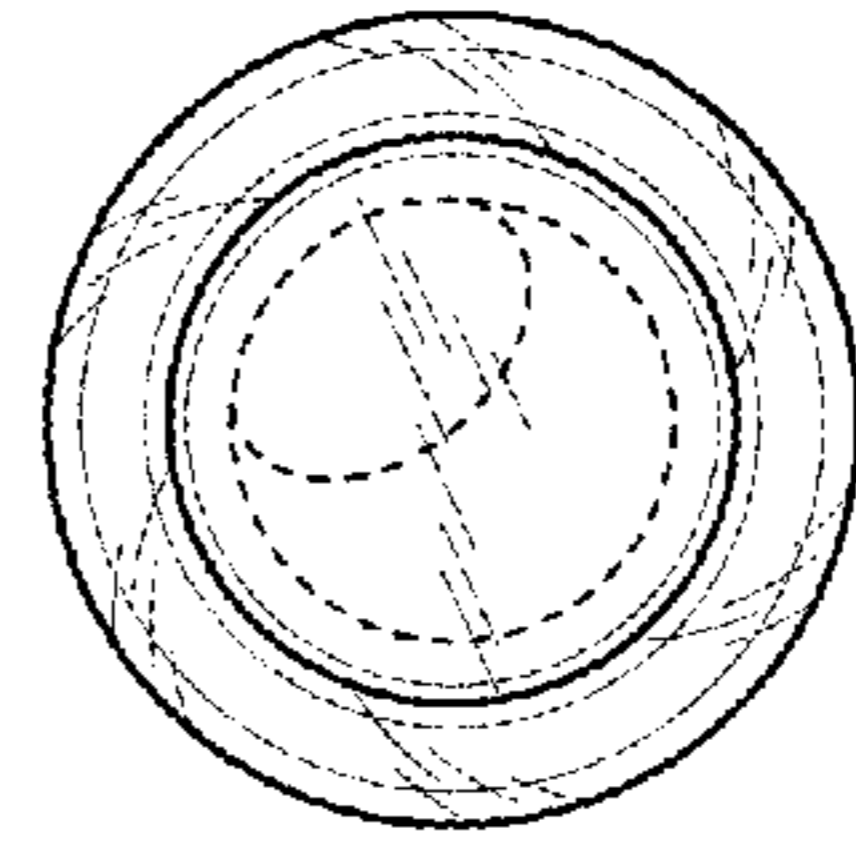


FIG. 6

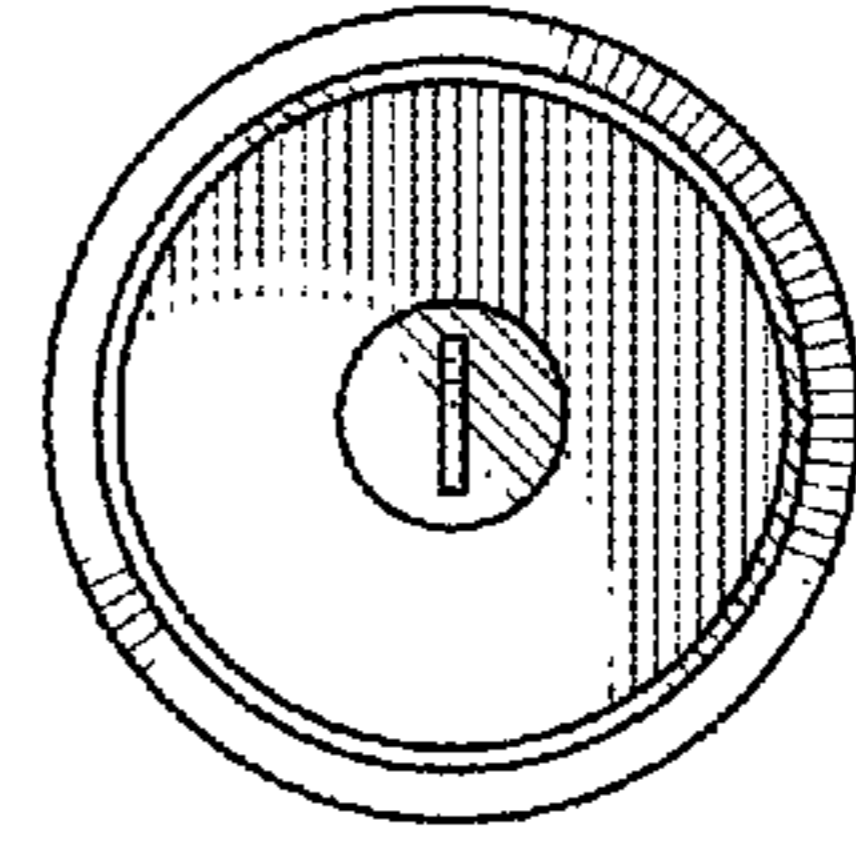


FIG. 7