



US00D713086S

(12) **United States Design Patent**  
**Clark**

(10) **Patent No.:** **US D713,086 S**

(45) **Date of Patent:** **\*\* Sep. 9, 2014**

(54) **LIGHT FIXTURE**

(71) Applicant: **Quoizel, Inc.**, Goose Creek, SC (US)

(72) Inventor: **Ed Clark**, Mount Pleasant, SC (US)

(73) Assignee: **Quoizel, Inc.**, Goose Creek, SC (US)

(\*\*) Term: **14 Years**

(21) Appl. No.: **29/473,762**

(22) Filed: **Nov. 26, 2013**

(51) **LOC (10) Cl.** ..... **26-03**

(52) **U.S. Cl.**  
USPC ..... **D26/81**

(58) **Field of Classification Search**  
USPC ..... D26/72, 81, 143, 144; 362/147,  
362/404-408

See application file for complete search history.

(56) **References Cited**

**U.S. PATENT DOCUMENTS**

D63,535 S *	12/1923	Warman	.....	D26/81
D63,943 S *	2/1924	Goddard	.....	D26/81
D66,759 S *	3/1925	Sutherland	.....	D26/81
D74,915 S *	4/1928	Boehringer	.....	D26/81
D359,141 S *	6/1995	Hammar	.....	D26/81
D403,794 S	1/1999	Orozco		
D404,843 S *	1/1999	Porter	.....	D26/81
D417,521 S	12/1999	Orozco		
D425,648 S	5/2000	Orozco		
D441,895 S	5/2001	Orozco		
D444,904 S	7/2001	Orozco		
D445,529 S	7/2001	Orozco		
D453,229 S	1/2002	Phillips		
D453,389 S	2/2002	Phillips		
D453,581 S	2/2002	Orozco		
D453,972 S	2/2002	Phillips		
D463,602 S *	9/2002	Yando	.....	D26/81
D488,881 S *	4/2004	Dolan	.....	D26/81
D510,638 S	10/2005	Orozco		
D517,722 S	3/2006	Orozco		

D535,047 S *	1/2007	Miranda	.....	D26/81
D552,288 S *	10/2007	De'Armond	.....	D26/81
D557,454 S *	12/2007	Milicia	.....	D26/144
D560,841 S *	1/2008	Walsh	.....	D26/81
D587,842 S	3/2009	Rhodes		

(Continued)

**OTHER PUBLICATIONS**

Chandelier #6644-6H from the Alpine Collection. Item A on p. 139 of the AF Lighting Spring 2007 catalog # AFLMC0107. (3 pages, includes front and rear covers of catalog).\*

(Continued)

*Primary Examiner* — Clare E Heflin

(74) *Attorney, Agent, or Firm* — Nelson Mullins Riley & Scarborough, LLP

(57) **CLAIM**

The ornamental design for a light fixture, substantially as shown and described.

**DESCRIPTION**

FIG. 1 is a perspective view of a light fixture embodying the design of the present invention.

FIG. 2 is a front side elevational view of the light fixture illustrated in FIG. 1.

FIG. 3 is a back side elevational view of the light fixture illustrated in FIG. 1.

FIG. 4 is a right side elevational view of the light fixture illustrated in FIG. 1.


FIG. 5 is a left side elevational view of the light fixture illustrated in FIG. 1.

FIG. 6 is a top view of the light fixture illustrated in FIG. 1; and,

FIG. 7 is a bottom view of the light fixture illustrated in FIG. 1.

The portions shown in broken lines form no part of the claimed design.

**1 Claim, 7 Drawing Sheets**



(56)

**References Cited**

U.S. PATENT DOCUMENTS

D588,293	S	*	3/2009	Walsh	.....	D26/81
D605,348	S	*	12/2009	Miranda	.....	D26/144
D665,118	S		8/2012	Lastimosa		
D665,941	S		8/2012	Orozco		
D683,496	S	*	5/2013	Yando	.....	D26/144
D683,896	S	*	6/2013	Yando	.....	D26/144
2006/0146548	A1	*	7/2006	Pazula et al.	.....	362/405

OTHER PUBLICATIONS

All chandeliers from the Heritage Collection shown on p. 140 of the E.L.K. Lighting Inc. Catalog 2900. © 2009. (3 pages, includes front and rear covers of catalog).\*

Vitenzioso chandelier shown on p. 142 of the E.L.K. Lighting Inc. Catalog 2900. © 2009.\*

All fixtures from the collection Circeo Vetro shown on p. 160 of the E.L.K. Lighting Inc. Catalog 2900. © 2009.\*

\* cited by examiner


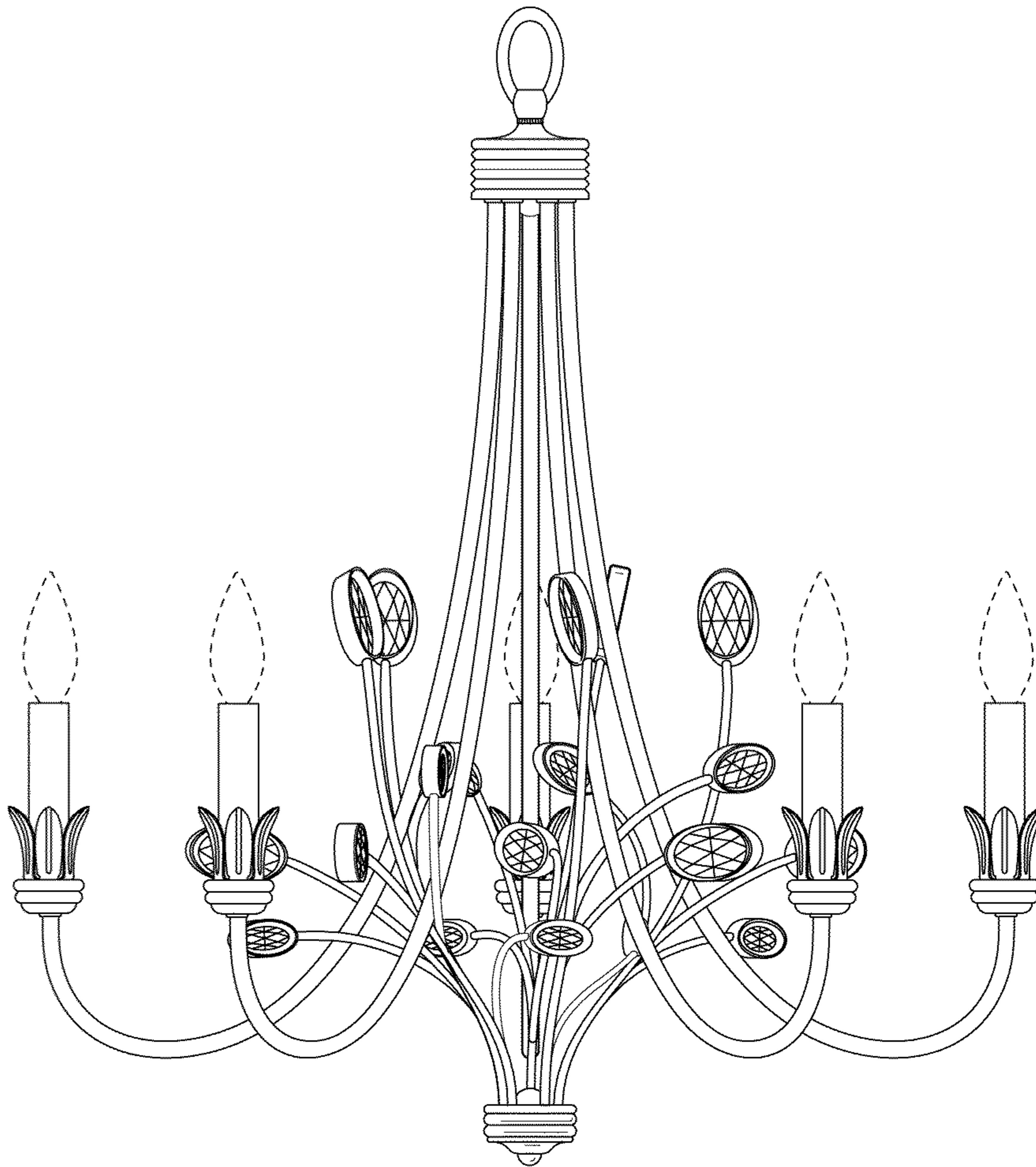
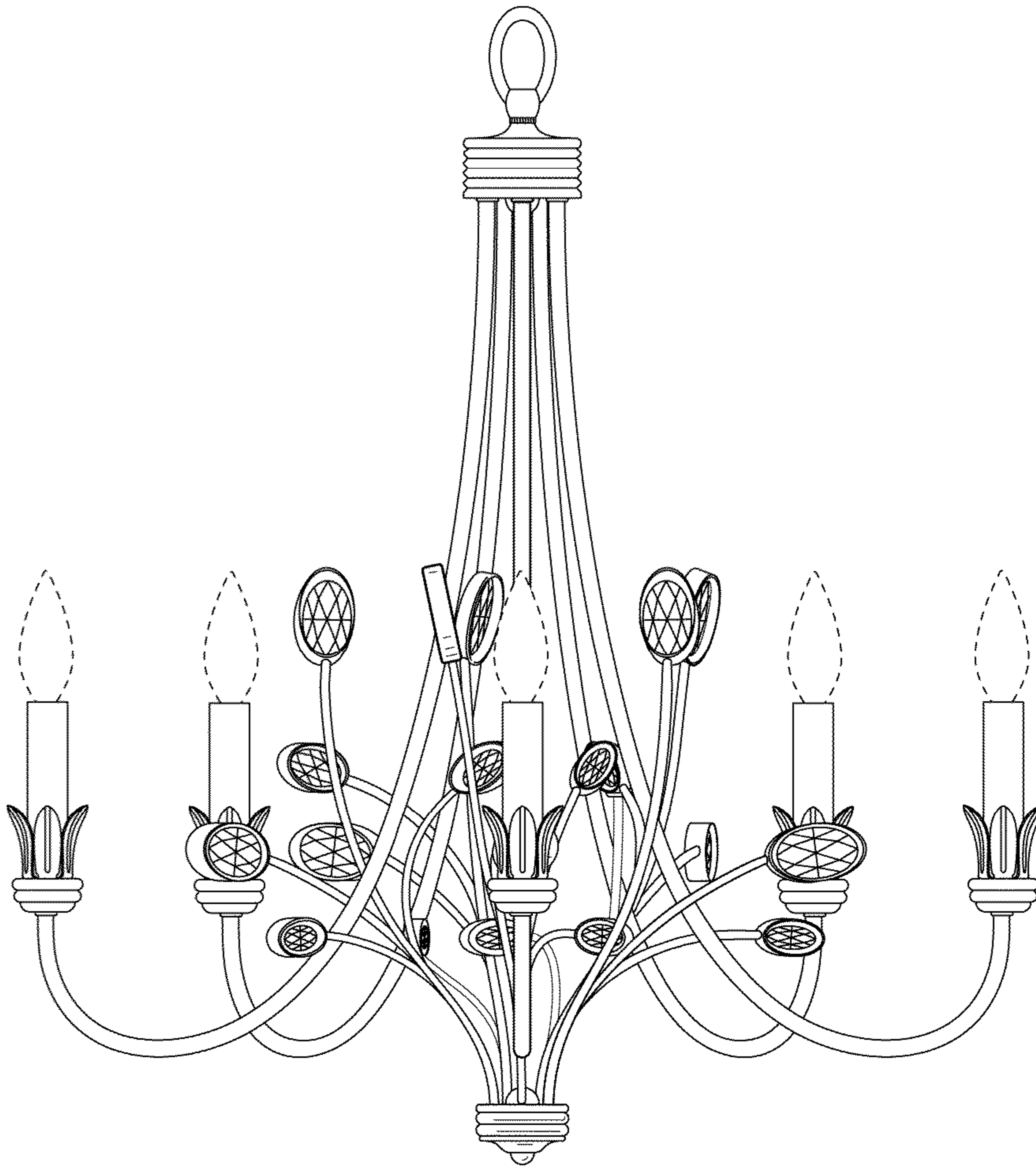


FIG. 1

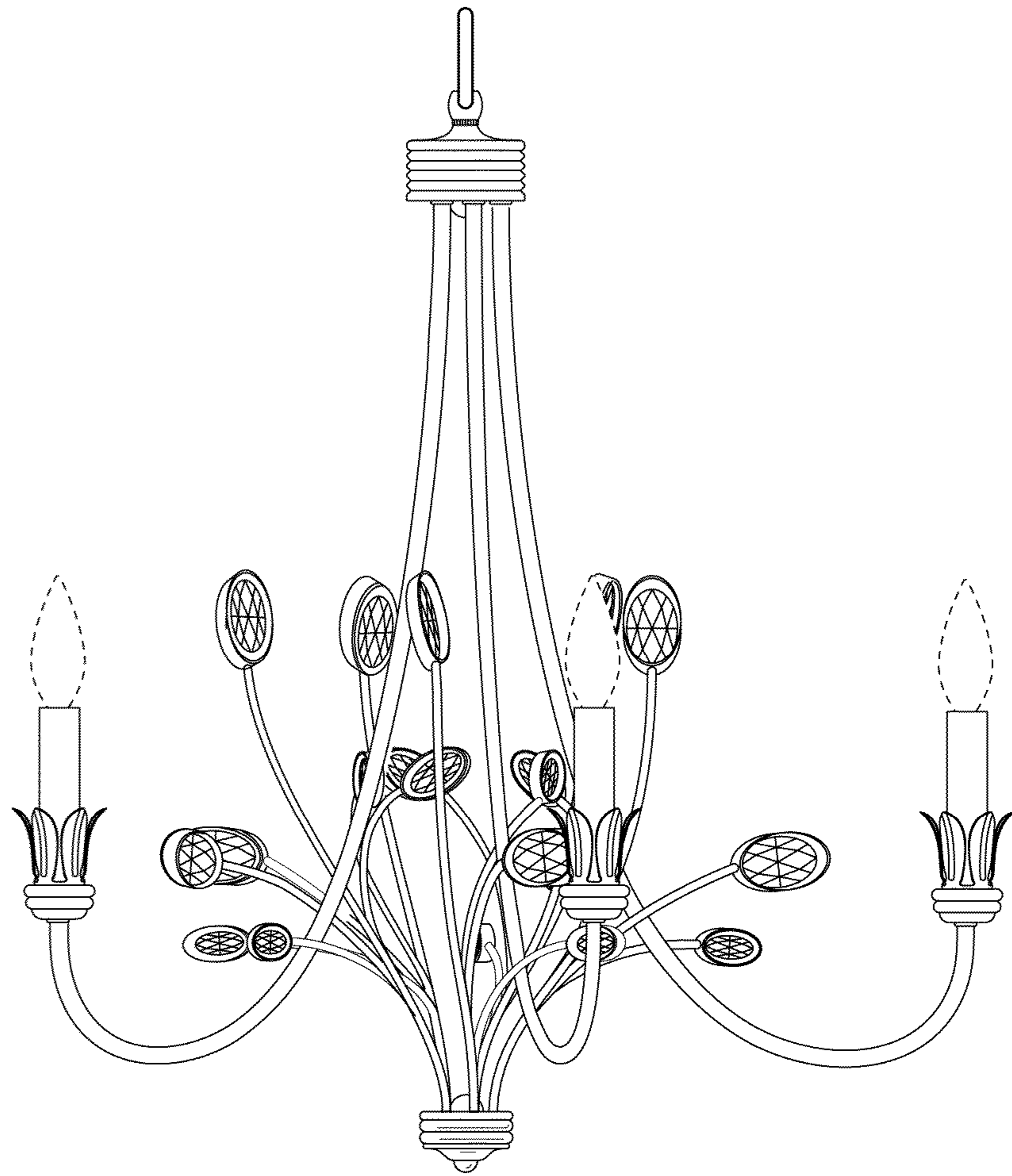


**FIG. 2**

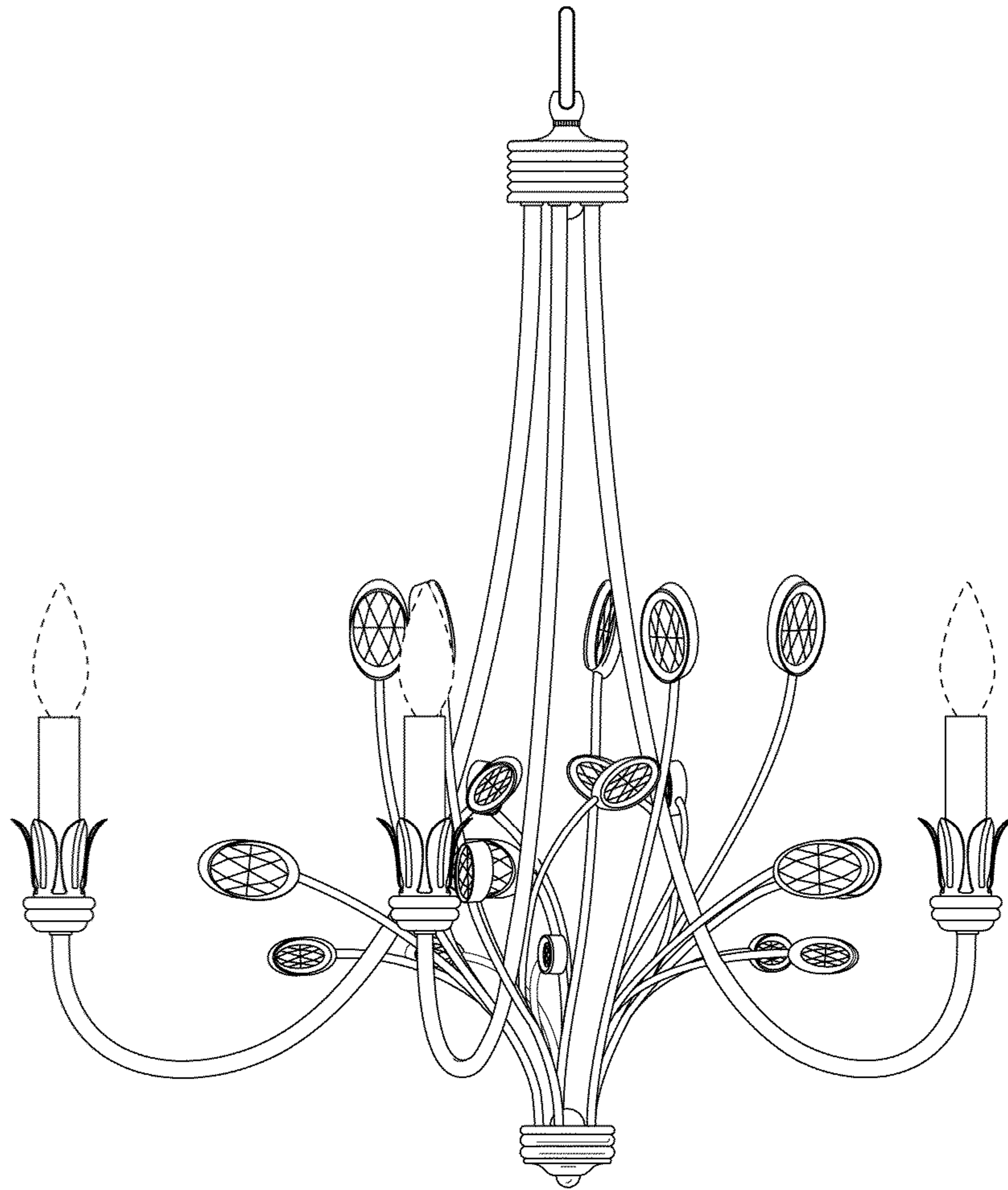




**FIG. 3**



**FIG. 4**



**FIG. 5**

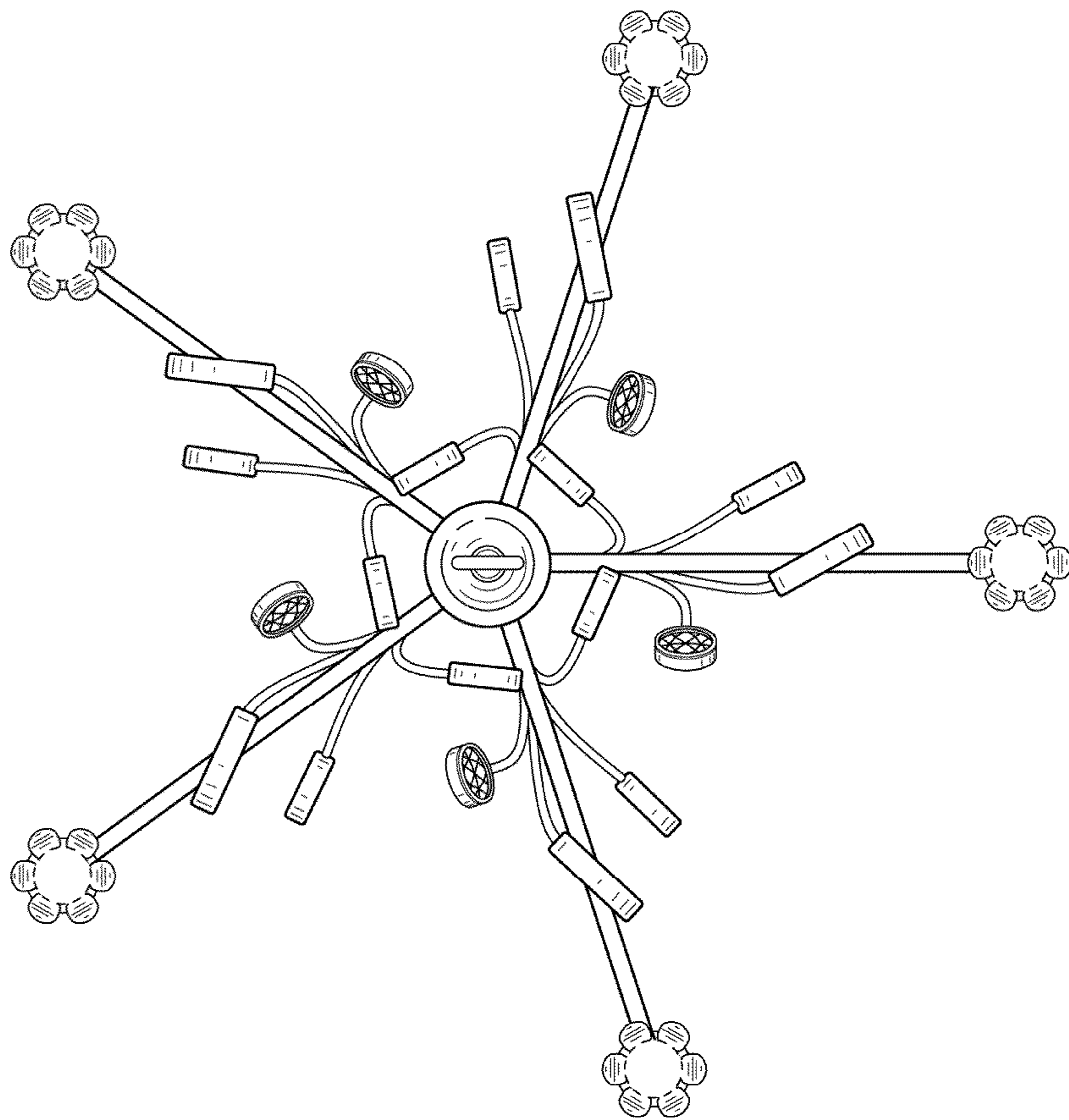
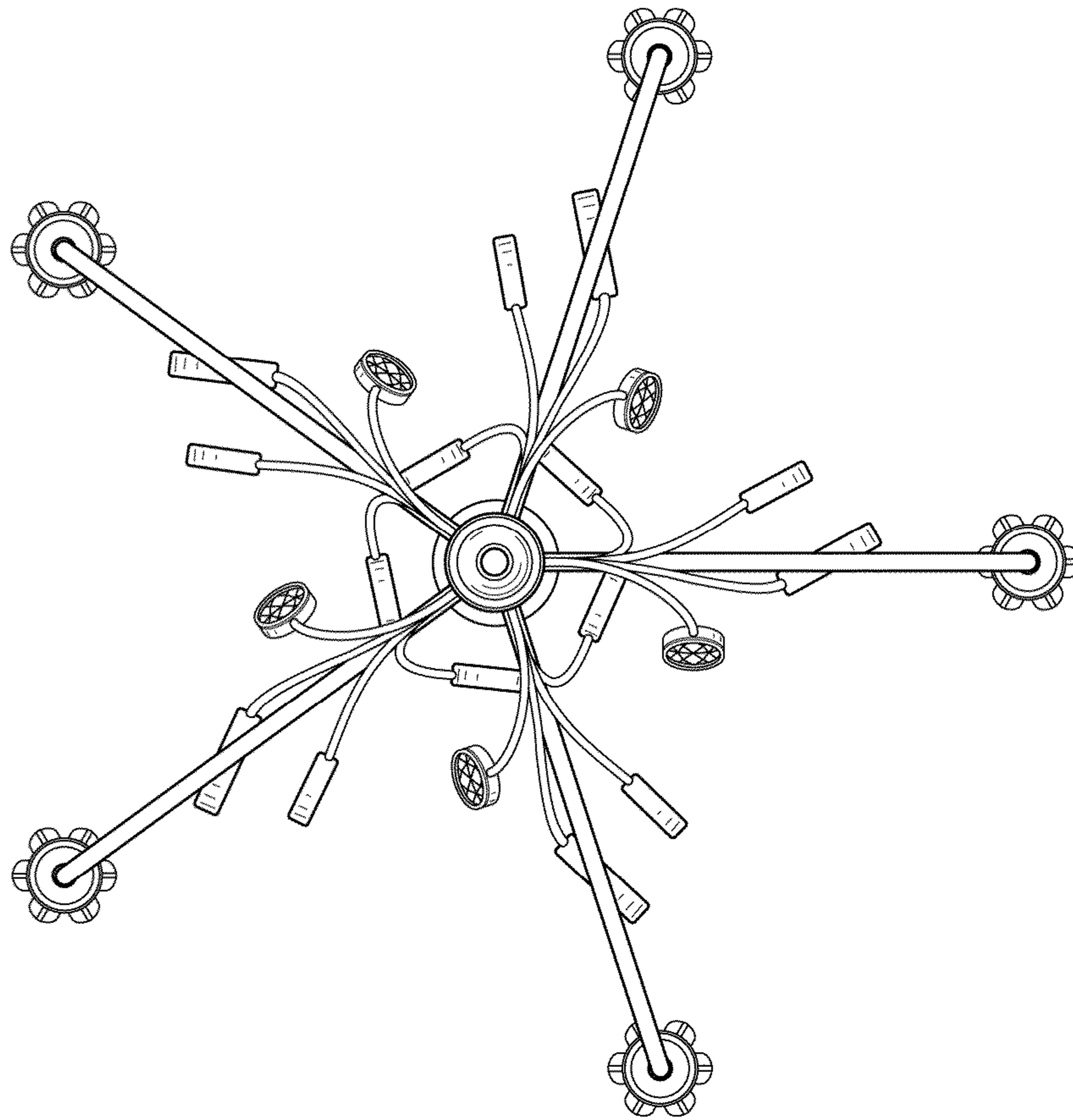


FIG. 6





**FIG. 7**