



US00D713074S

(12) **United States Design Patent**
Campbell et al.

(10) **Patent No.:** **US D713,074 S**
(45) **Date of Patent:** **** Sep. 9, 2014**

(54) **VEHICLE TAILLIGHT**

- (71) Applicant: **Ford Global Technologies, LLC**, Dearborn, MI (US)
- (72) Inventors: **Paul Campbell**, Essex (GB); **Paul Jonathan Alexander Wraith**, Essex (GB); **Simon Spearman-Oxx**, Kent (GB); **Wolfgang Gotschke**, Cologne (DE)
- (73) Assignee: **Ford Motor Company**, Dearborn, MI (US)
- (**) Term: **14 Years**
- (21) Appl. No.: **29/436,106**
- (22) Filed: **Nov. 1, 2012**

(30) **Foreign Application Priority Data**

May 4, 2012 (DE) 40 2012 100 342

(51) **LOC (10) Cl.** **26-06**

(52) **U.S. Cl.**
USPC **D26/28**

(58) **Field of Classification Search**
USPC D26/28-36; 362/459-468, 475-478, 362/485-487

See application file for complete search history.

(56) **References Cited**

U.S. PATENT DOCUMENTS

D528,231 S *	9/2006	Ikeda	D26/28
D528,686 S *	9/2006	Kato	D26/28
D529,208 S *	9/2006	Ikeda	D26/28
D535,409 S *	1/2007	Yamaguchi	D26/28
D550,380 S *	9/2007	Lin et al.	D26/28

OTHER PUBLICATIONS

Now on Jokeforblog, May 12, 2012 <http://jokeforblog.blogspot.com/2012/05/ford-transit-connect-leaked.html>.
 Garage Car 2013 Ford Transit Shows the new generation Tourneo Custom Concept, Mar. 7, 2012 <http://nashvillestories.blogspot.com/2012/03/2013-ford-transit-shows-new-generation.html>.
 Ford Unveils All-New 2014 Transit, Transit Connect, Transit Courier Vans, Sep. 6, 2012 <http://rumors.automobilemag.com/ford-unveils-all-new-2013-transit-connect-for-europe-167369.html#axzz2KbpT6e2s>.
 CarAdvice Ford Transit Custom previews new commercial van range, Apr. 19, 2012 <http://www.caradvice.com.au/168987/ford-transit-custom-previews-new-commercial-van-range/ford-transit-custom-concept-4>.
 Ford Tourneo Custom Concept previews next-gen Transit range, Feb. 22, 2012 <http://www.gizmag.com/ford-tourneo-transit-private-commercial-van/21554/>.

* cited by examiner

Primary Examiner — Marcus Jackson

(74) *Attorney, Agent, or Firm* — Damian Porcari


(57) **CLAIM**

The ornamental design for a vehicle taillight, shown and described.

DESCRIPTION

FIG. 1 is a left side elevational view of a left vehicle taillight (the right vehicle taillight being a mirror image and is not shown);
 FIG. 2 is right side elevational view of the vehicle taillight;
 FIG. 3 is a front elevational view of the vehicle taillight;
 FIG. 4 is a top plan view of the vehicle taillight;
 FIG. 5 is a bottom plan view of the vehicle taillight;
 FIG. 6 is a perspective view of the vehicle taillight; and,
 FIG. 7 is another perspective view of the vehicle taillight.

1 Claim, 7 Drawing Sheets






Figure 1

Figure 2





Figure 3



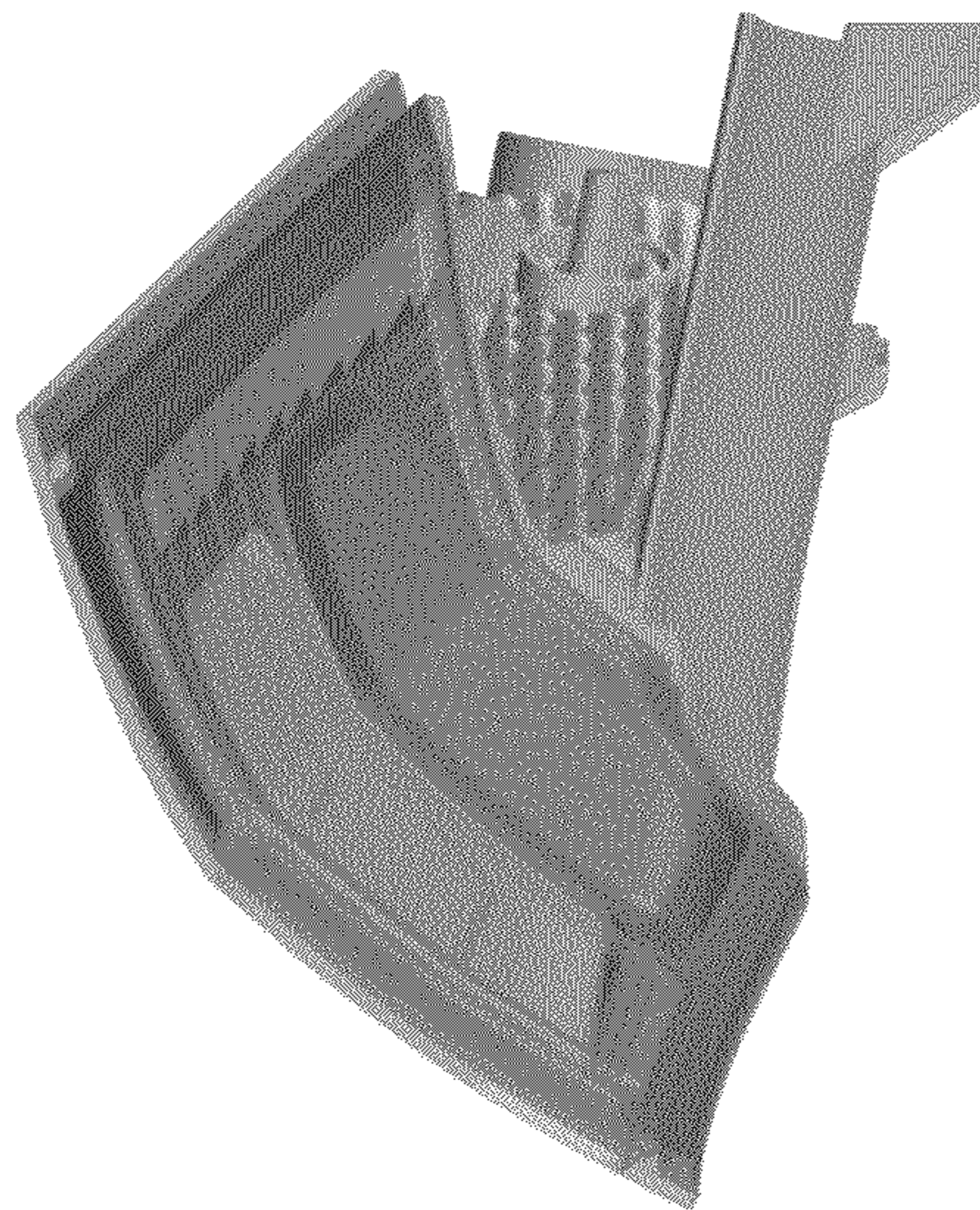



Figure 4

Figure 5



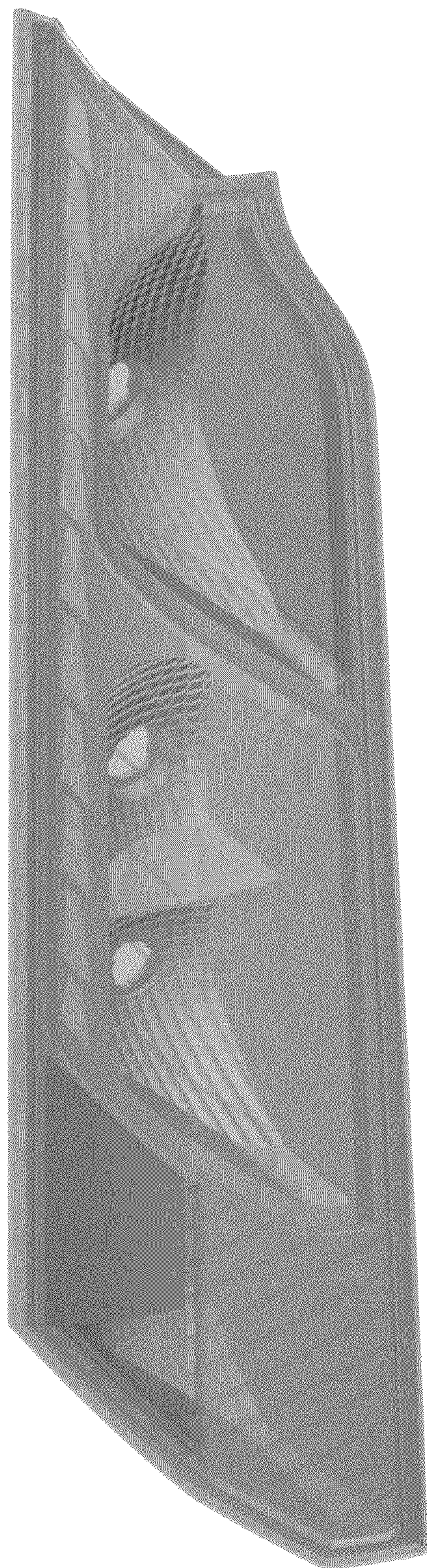


Figure 6




Figure 7