



US00D713056S

(12) **United States Design Patent**
Gulick

(10) **Patent No.:** **US D713,056 S**

(45) **Date of Patent:** **** Sep. 9, 2014**

(54) **DEER STAND MIRROR**

8,157,394 B1 * 4/2012 Downing 359/868
2004/0135054 A1 * 7/2004 De Leon 248/475.1

(71) Applicant: **Steven C. Gulick**, Hutchinson, KS (US)

* cited by examiner

(72) Inventor: **Steven C. Gulick**, Hutchinson, KS (US)

Primary Examiner — Doris Clark

(**) Term: **14 Years**

(74) *Attorney, Agent, or Firm* — Dale J. Ream

(21) Appl. No.: **29/443,148**

(22) Filed: **Jan. 14, 2013**

(51) **LOC (10) Cl.** **25-04**

(52) **U.S. Cl.**
USPC **D25/68; D6/310**

(58) **Field of Classification Search**
USPC D25/68; 182/230; 248/466, 475.1, 469,
248/476, 497; 359/868, 838, 871, 872;
D6/310

See application file for complete search history.

(56) **References Cited**

U.S. PATENT DOCUMENTS

3,961,811 A * 6/1976 Brilando et al. 359/550
D356,166 S * 3/1995 Spiller D25/68

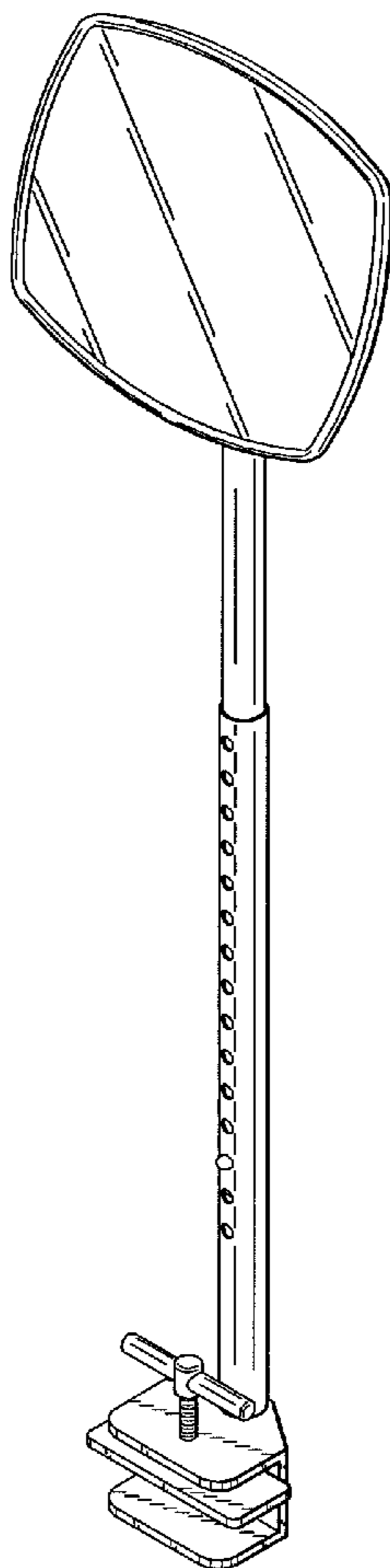
(57) **CLAIM**

The ornamental design for a deer stand mirror, as shown and described.

DESCRIPTION

FIG. 1 is a perspective view of a deer stand mirror showing my new design;
FIG. 2 is a front view thereof;
FIG. 3 is a back view thereof;
FIG. 4 is a left side view thereof;
FIG. 5 is a right side view thereof;
FIG. 6 is a top view thereof; and,
FIG. 7 is a bottom view thereof.

1 Claim, 3 Drawing Sheets



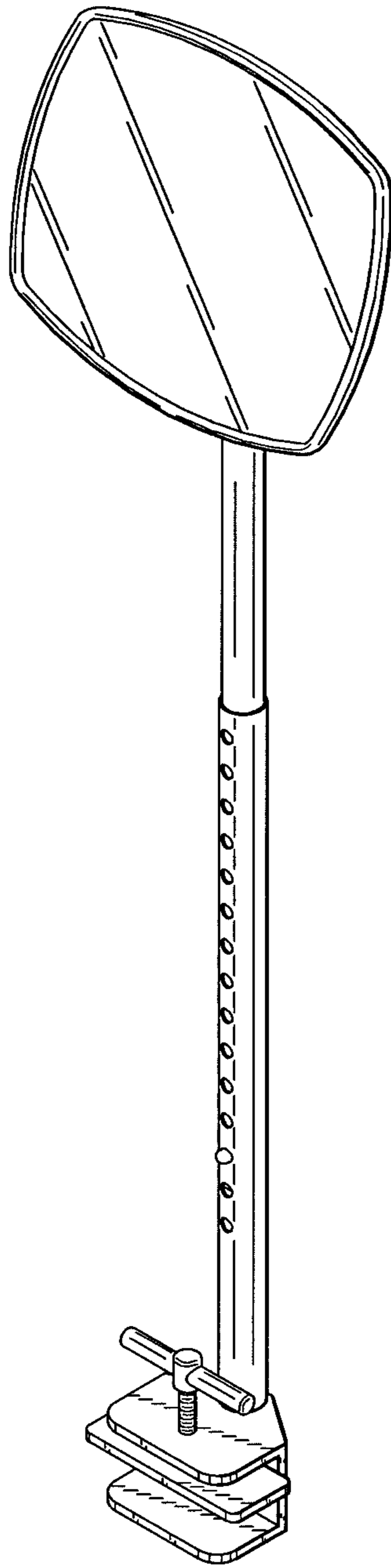


Fig. 1

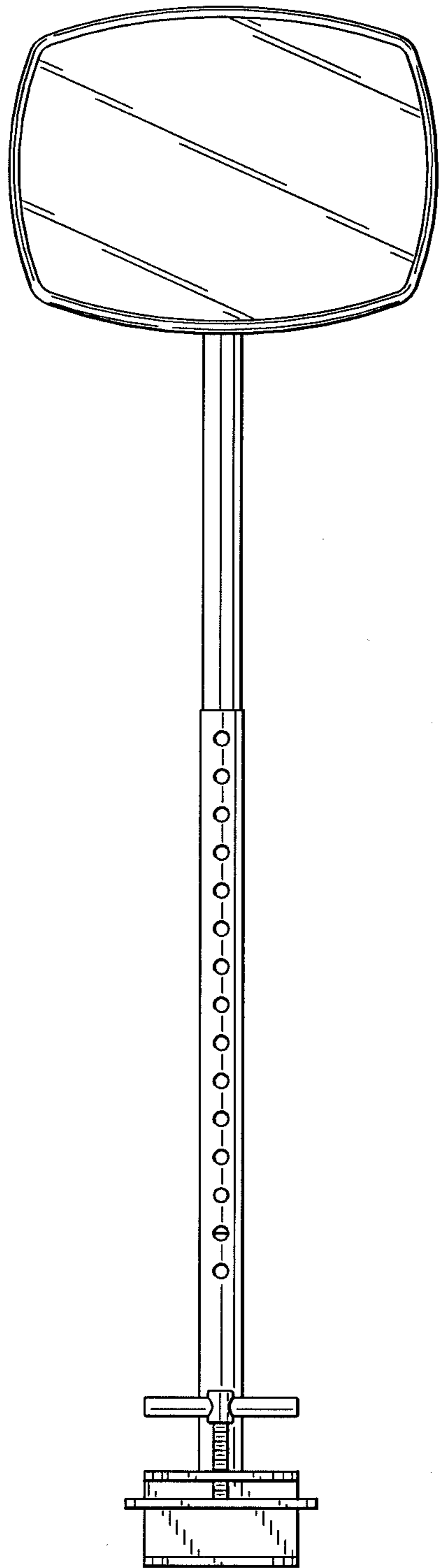


Fig. 2

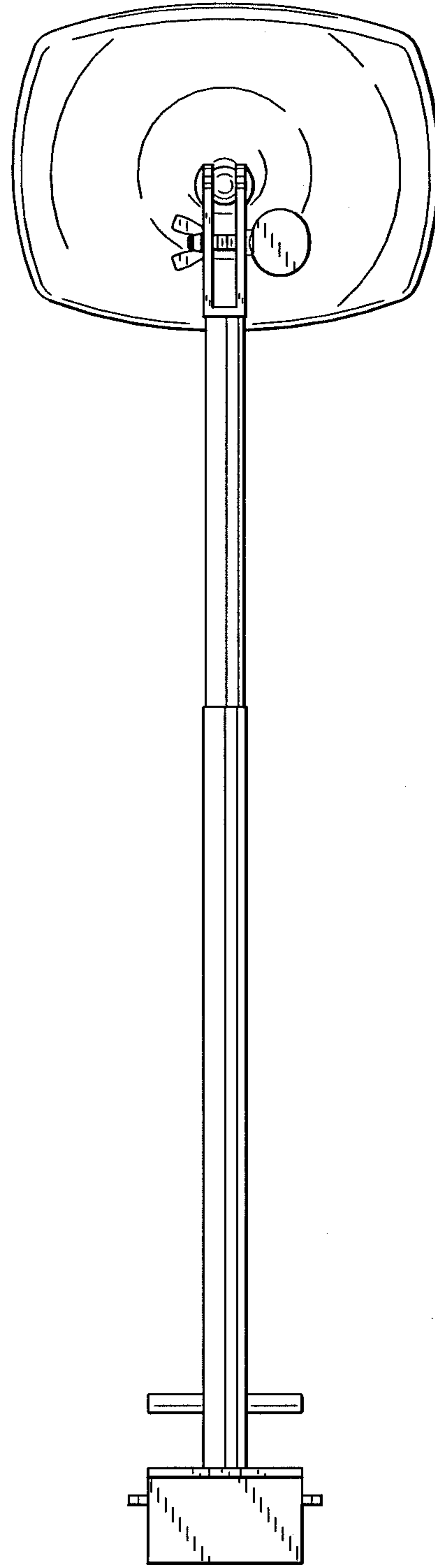


Fig. 3

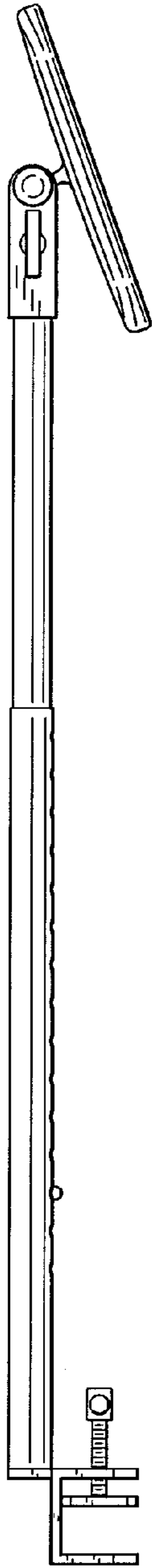


Fig. 4

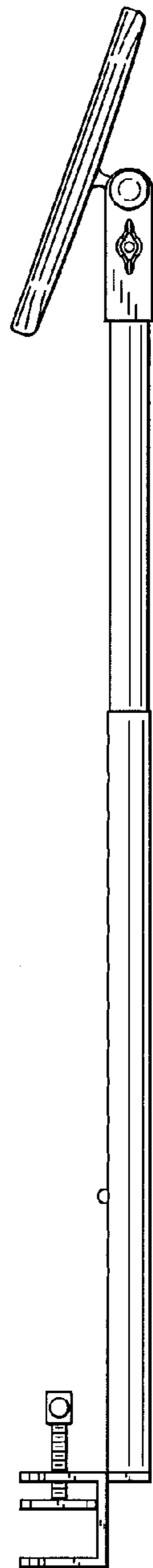


Fig. 5

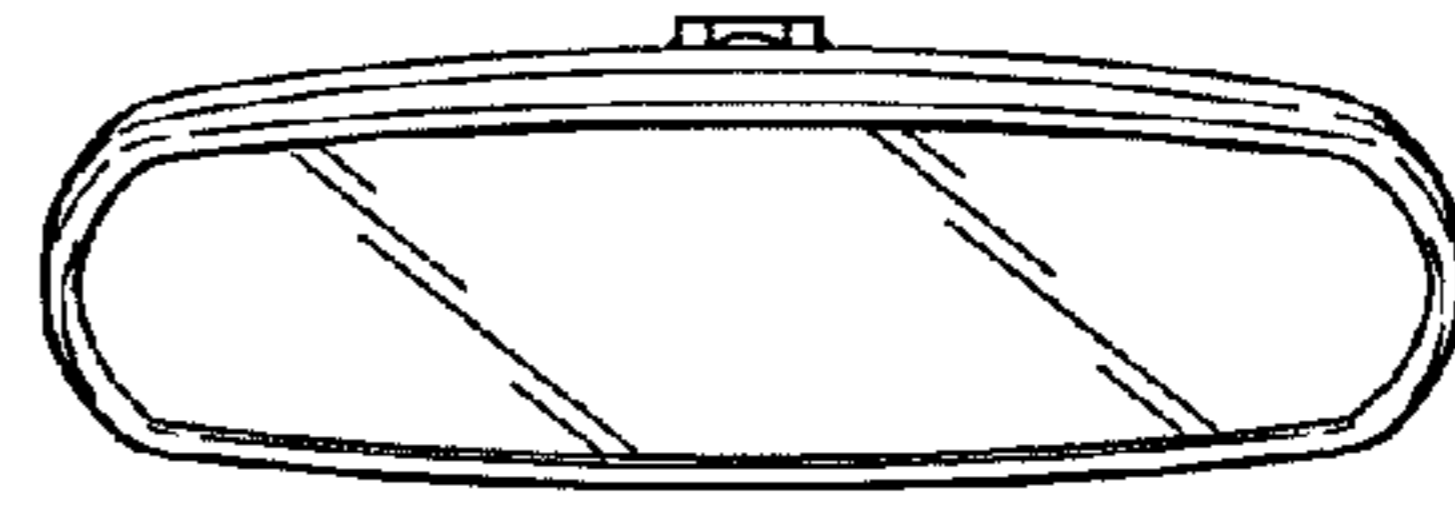


Fig. 6

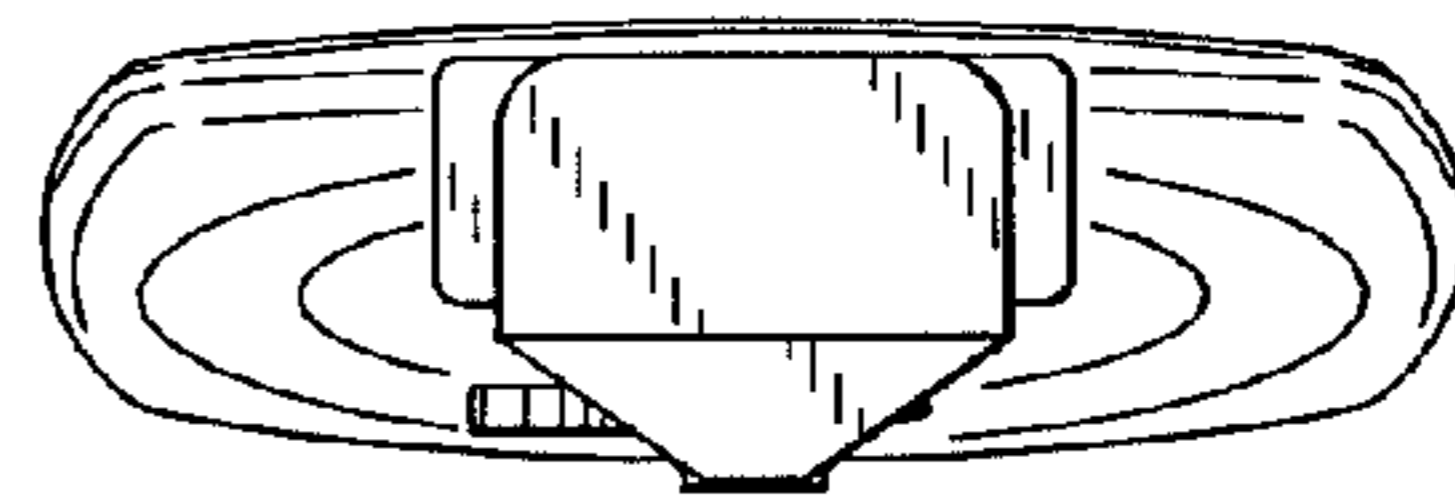


Fig. 7