



US00D713025S

(12) **United States Design Patent**
Goodyear

(10) **Patent No.:** **US D713,025 S**

(45) **Date of Patent:** **** Sep. 9, 2014**

(54) **FIRE PIT**

(71) Applicant: **Ralph W. Goodyear**, Maurice, LA (US)

(72) Inventor: **Ralph W. Goodyear**, Maurice, LA (US)

(**) Term: **14 Years**

(21) Appl. No.: **29/473,961**

(22) Filed: **Nov. 27, 2013**

(51) **LOC (10) Cl.** **23-03**

(52) **U.S. Cl.**
USPC **D23/403**

(58) **Field of Classification Search**
USPC D23/405, 407, 409, 410, 415-422, 499,
D23/403; D7/403, 404, 407; D13/100;
44/530, 550; 126/39 E, 144, 148, 242,
126/243, 258, 500, 540

See application file for complete search history.

(56) **References Cited**

U.S. PATENT DOCUMENTS

4,054,123	A *	10/1977	Corter	126/505
4,363,313	A *	12/1982	Smith	126/9 R
4,539,901	A *	9/1985	Chen	99/393
4,759,276	A *	7/1988	Segroves	99/339
5,575,195	A *	11/1996	Foxford	99/340

6,945,243	B1 *	9/2005	Walker et al.	126/9 R
D595,833	S *	7/2009	Lazzara	D23/403
8,297,271	B2 *	10/2012	Cedar et al.	126/25 B
2007/0193576	A1 *	8/2007	Hughes	126/513
2009/0107483	A1 *	4/2009	Fitzgerald et al.	126/519
2012/0145139	A1 *	6/2012	Deeds	126/30
2012/0222668	A1 *	9/2012	Unger	126/544
2013/0269674	A1 *	10/2013	Junge, Sr.	126/30

* cited by examiner

Primary Examiner — Karen S Acker

(74) *Attorney, Agent, or Firm* — Law Office of Jesse D. Lambert, LLC


(57) **CLAIM**

The ornamental design for a fire pit, as shown and described.

DESCRIPTION

FIG. 1 is a top and front side perspective view of a fire pit; FIG. 2 is a top and back side perspective view thereof; FIG. 3 is a top and left side perspective view thereof; FIG. 4 is a top and right side perspective view thereof; FIG. 5 is a bottom perspective view thereof; FIG. 6 is a front elevational view thereof; FIG. 7 is a back elevational view thereof; FIG. 8 is a left elevational view thereof; FIG. 9 is a right elevational view thereof; and, FIG. 10 is a top plan view thereof.

1 Claim, 6 Drawing Sheets






FIG. 1




FIG. 2




FIG. 3




FIG. 4

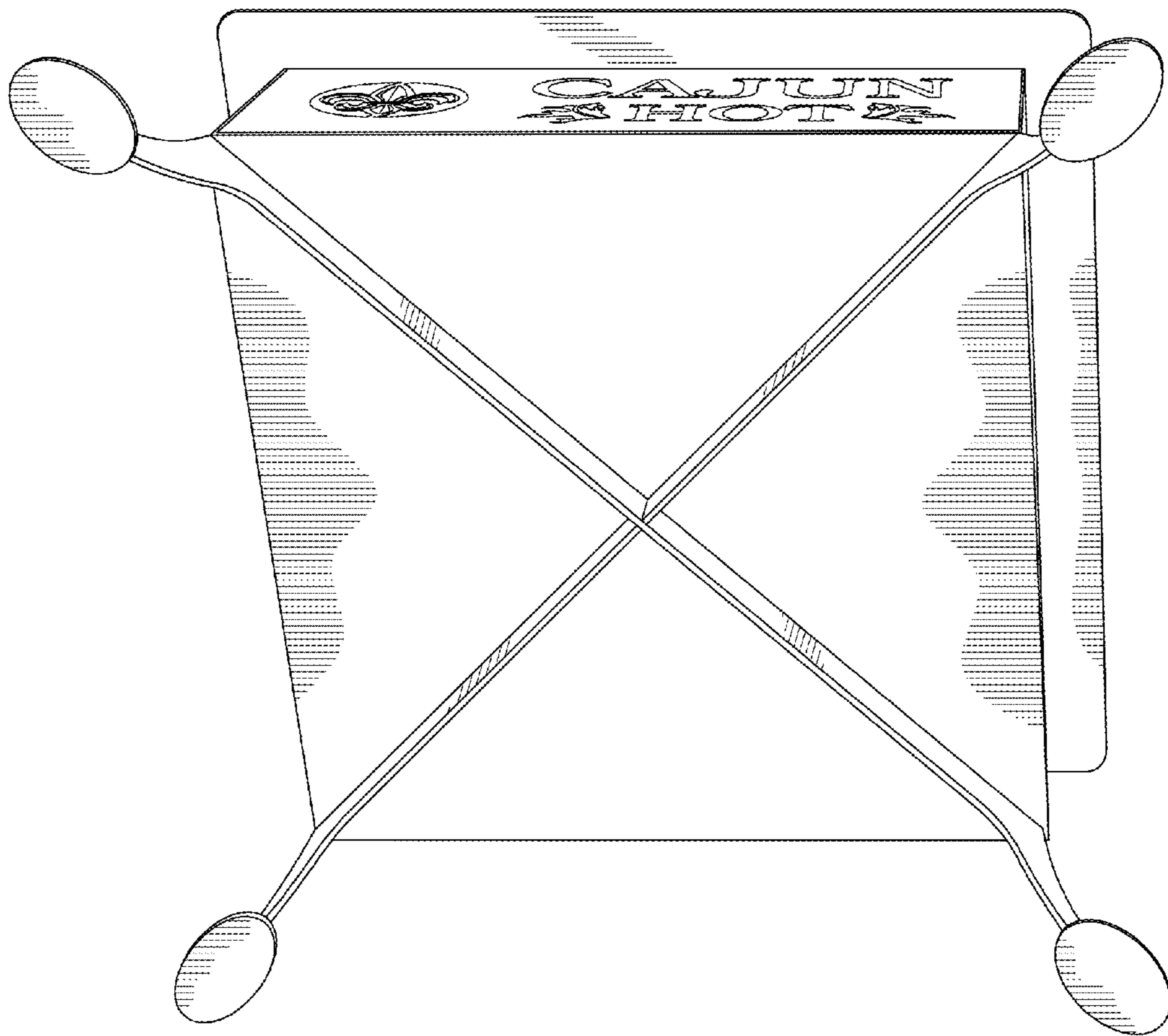


FIG. 5




FIG. 6




FIG. 7




FIG. 8




FIG. 9

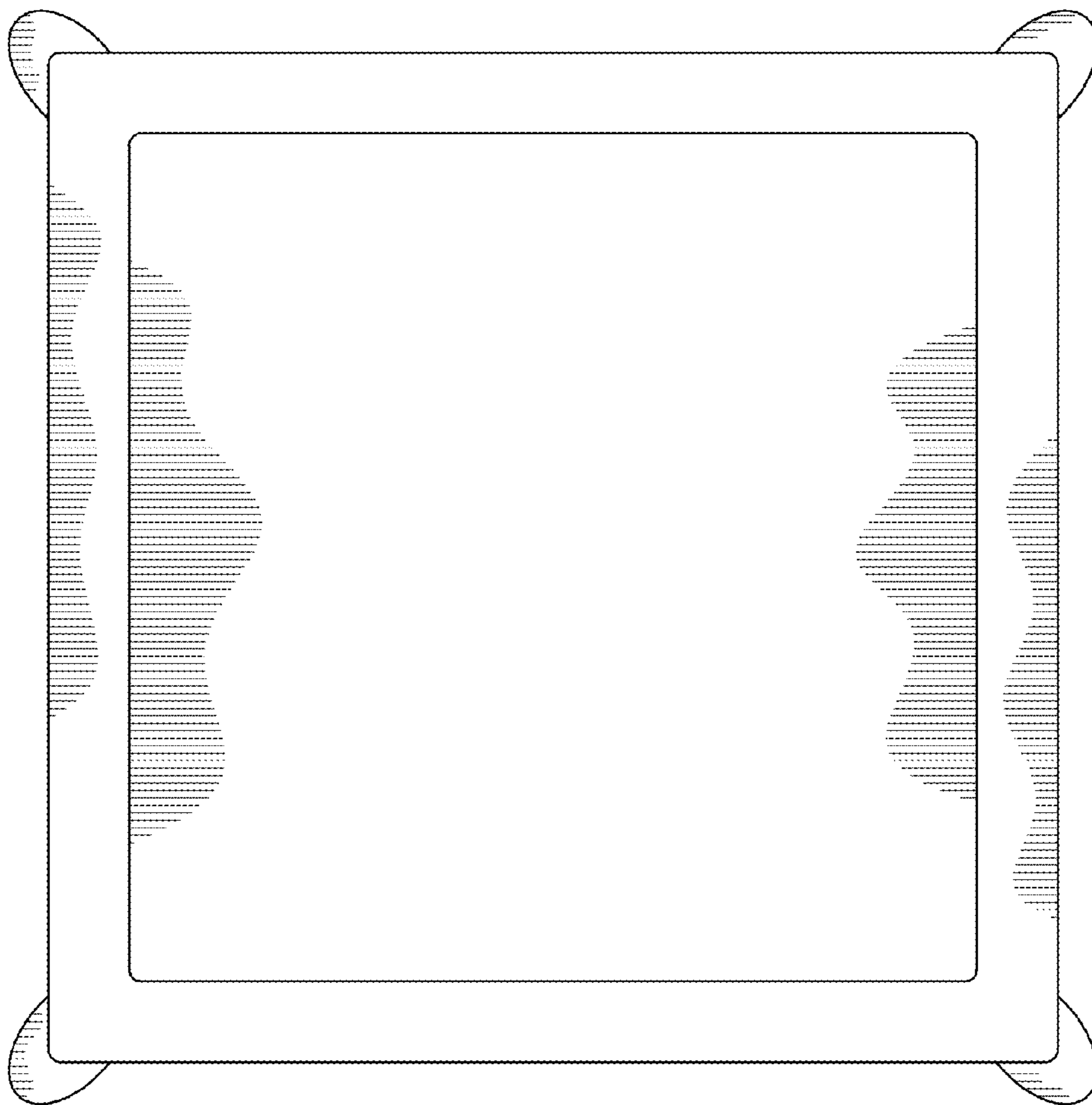


FIG. 10