



US00D713000S

(12) **United States Design Patent**
Chang et al.

(10) **Patent No.:** **US D713,000 S**

(45) **Date of Patent:** **** Sep. 9, 2014**

(54) **PRESSURE TANK FOR LIQUEFIED GAS**

(71) Applicant: **Lattice Technology Co., Ltd.**, Daejeon (KR)

(72) Inventors: **Daejun Chang**, Daejeon (KR); **Bergan Paal Gudmund Haanaes**, Daejeon (KR)

(73) Assignee: **Lattice Technology Co., Ltd.**, Daejeon (KR)

(**) Term: **14 Years**

(21) Appl. No.: **29/459,409**

(22) Filed: **Jun. 28, 2013**

(30) **Foreign Application Priority Data**

Jan. 14, 2013 (KR) 30-2013-0002215

(51) **LOC (10) Cl.** **23-01**

(52) **U.S. Cl.**
USPC **D23/202**

(58) **Field of Classification Search**
CPC F17C 5/00; F17C 1/00; F17C 13/00;
F17C 1/02
USPC D23/202-205; 220/565, 560.04, 581,
220/586, 590
See application file for complete search history.

(56) **References Cited**

U.S. PATENT DOCUMENTS

2,622,887 A * 12/1952 Prior 280/833
D171,427 S * 2/1954 Snyder D12/218

D340,504 S * 10/1993 Verrue D23/202
5,553,734 A * 9/1996 Sharp 220/567.1
5,806,702 A * 9/1998 Sabo 220/4.12
5,944,215 A * 8/1999 Orłowski 220/501
D490,025 S * 5/2004 Oakley D12/95
6,732,881 B1 * 5/2004 Gulati 220/560.04
7,111,750 B2 * 9/2006 Gulati et al. 220/560.04
8,561,827 B2 * 10/2013 Goggin 220/507
8,714,400 B2 * 5/2014 Kataoka et al. 220/581

* cited by examiner

Primary Examiner — Robin V Webster

(74) *Attorney, Agent, or Firm* — Sughrue Mion, PLLC

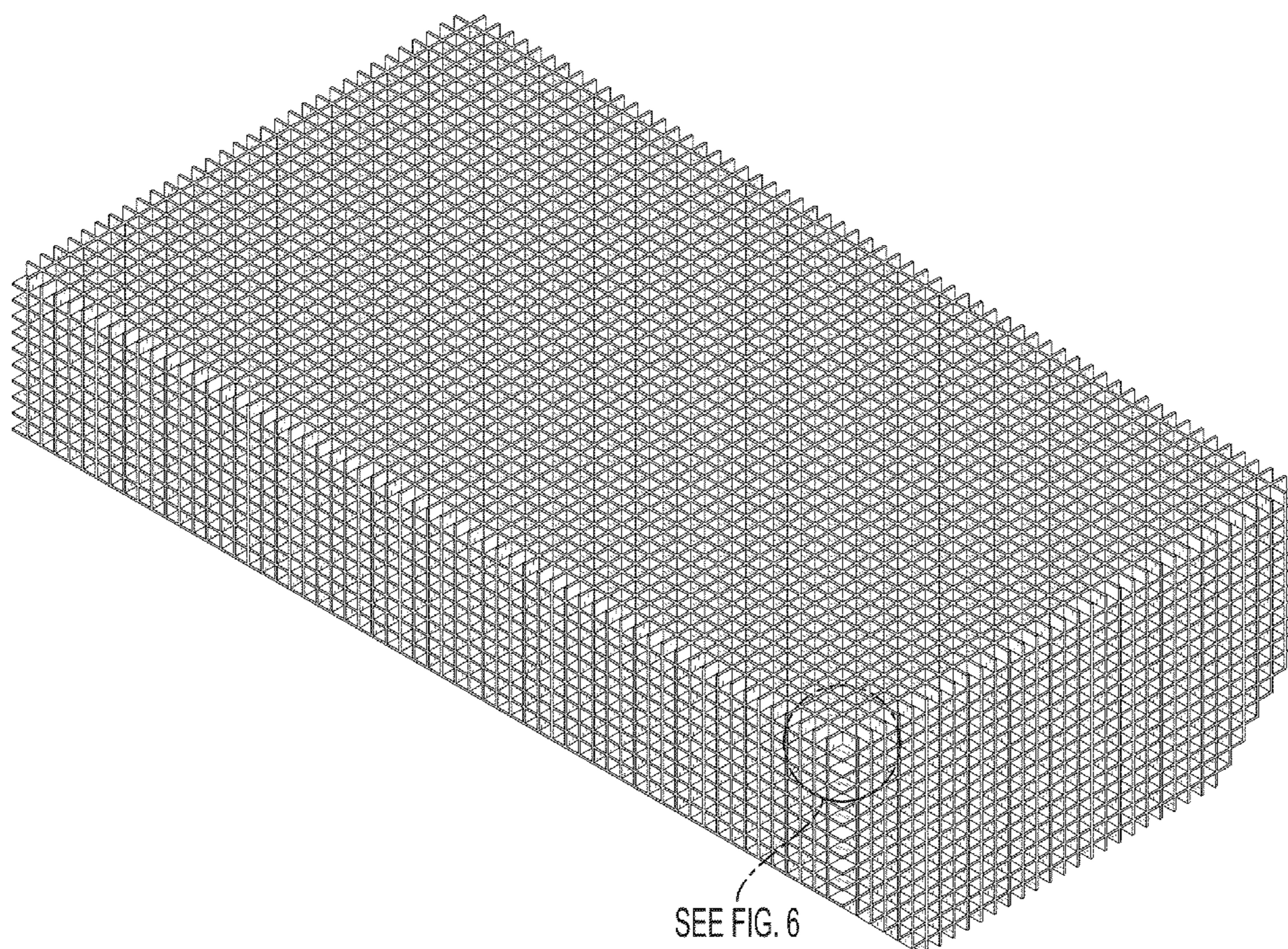
(57) **CLAIM**

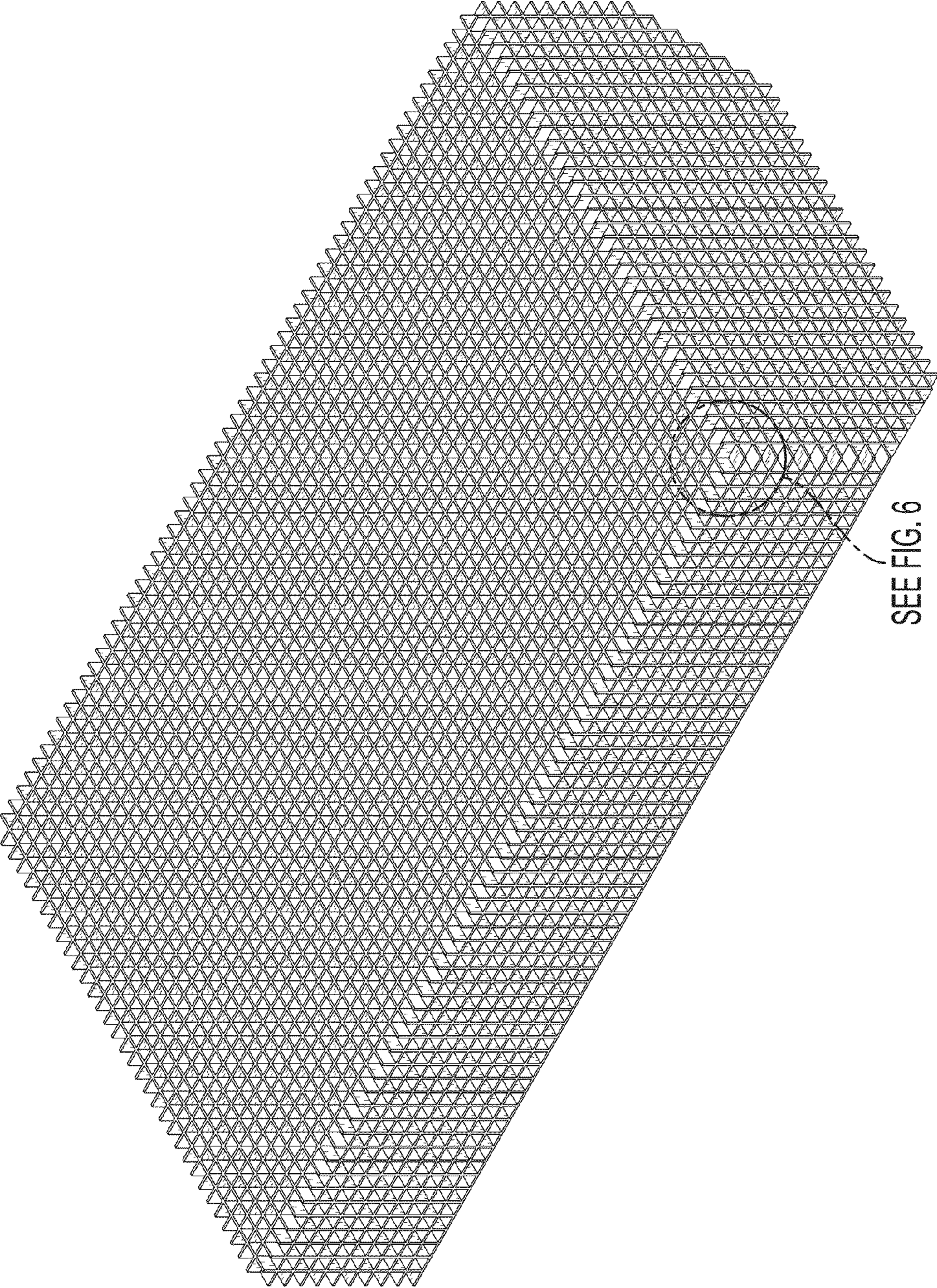
The ornamental design for a pressure tank for liquefied gas, as shown and described.

DESCRIPTION

FIG. 1 is a perspective view of a pressure tank for liquefied gas showing our new design;
FIG. 2 is a front view thereof; the back view being a mirror image of the front view;
FIG. 3 is a left side view thereof; the right side being a mirror image of the left side;
FIG. 4 is a top view thereof;
FIG. 5 is a bottom view thereof;
FIG. 6 is an enlarged view of a portion of the claimed region shown in FIG. 1; and,
FIG. 7 is an enlarged partial cross-sectional view of a portion of the claimed region shown in FIG. 2.

1 Claim, 7 Drawing Sheets





SEE FIG. 6

FIG. 1

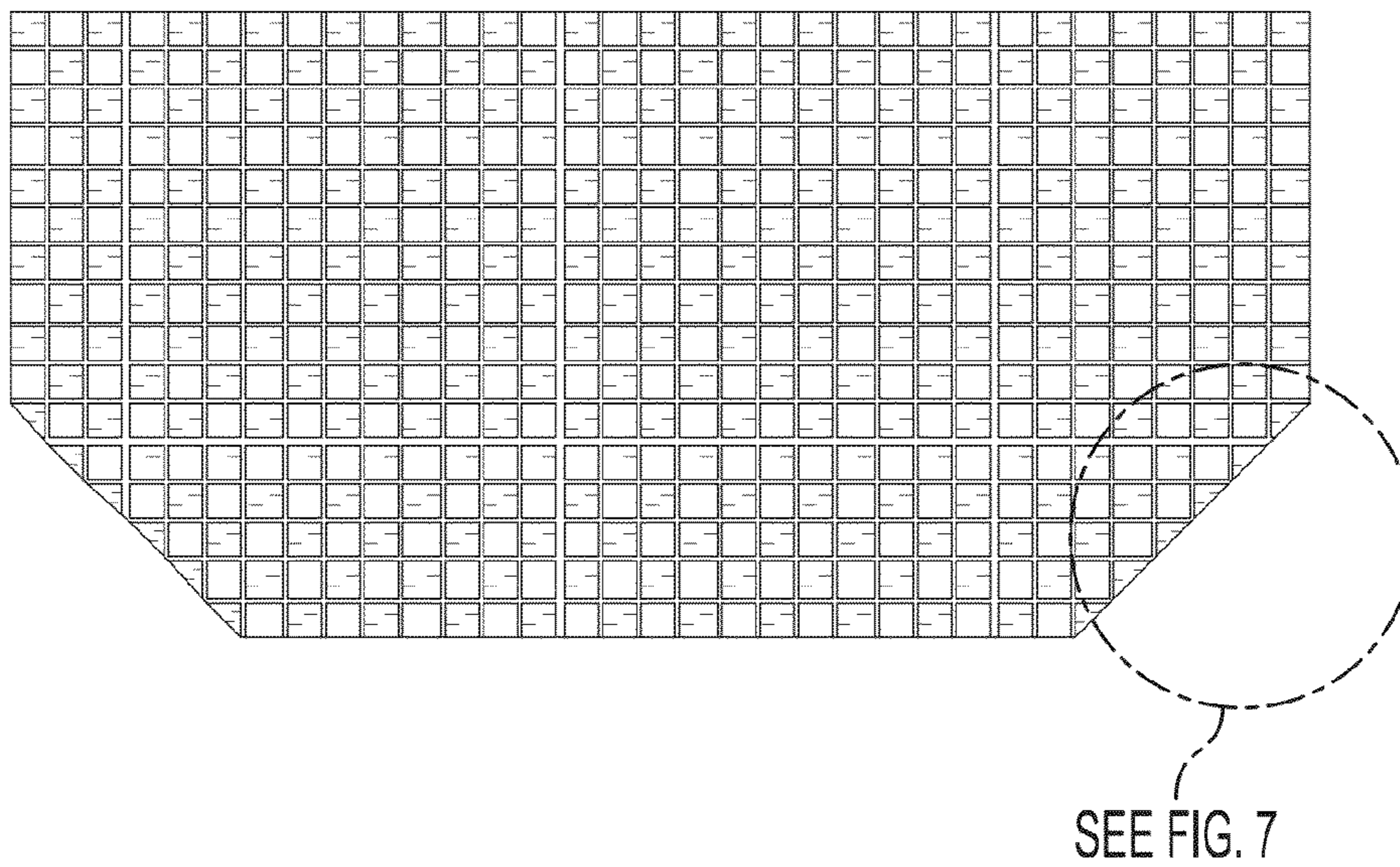


FIG. 2




FIG. 3




FIG. 4




FIG. 5

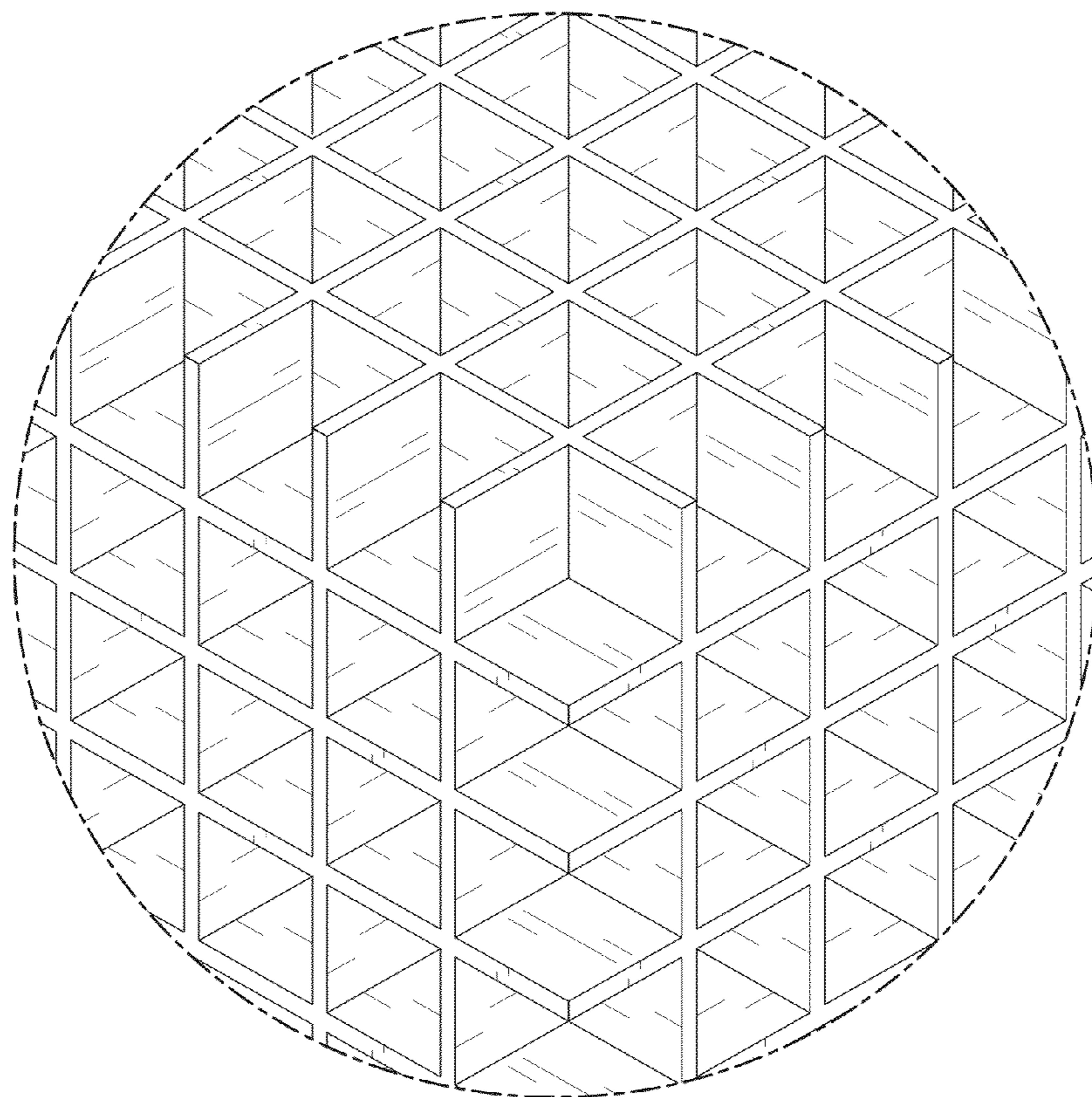


FIG. 6

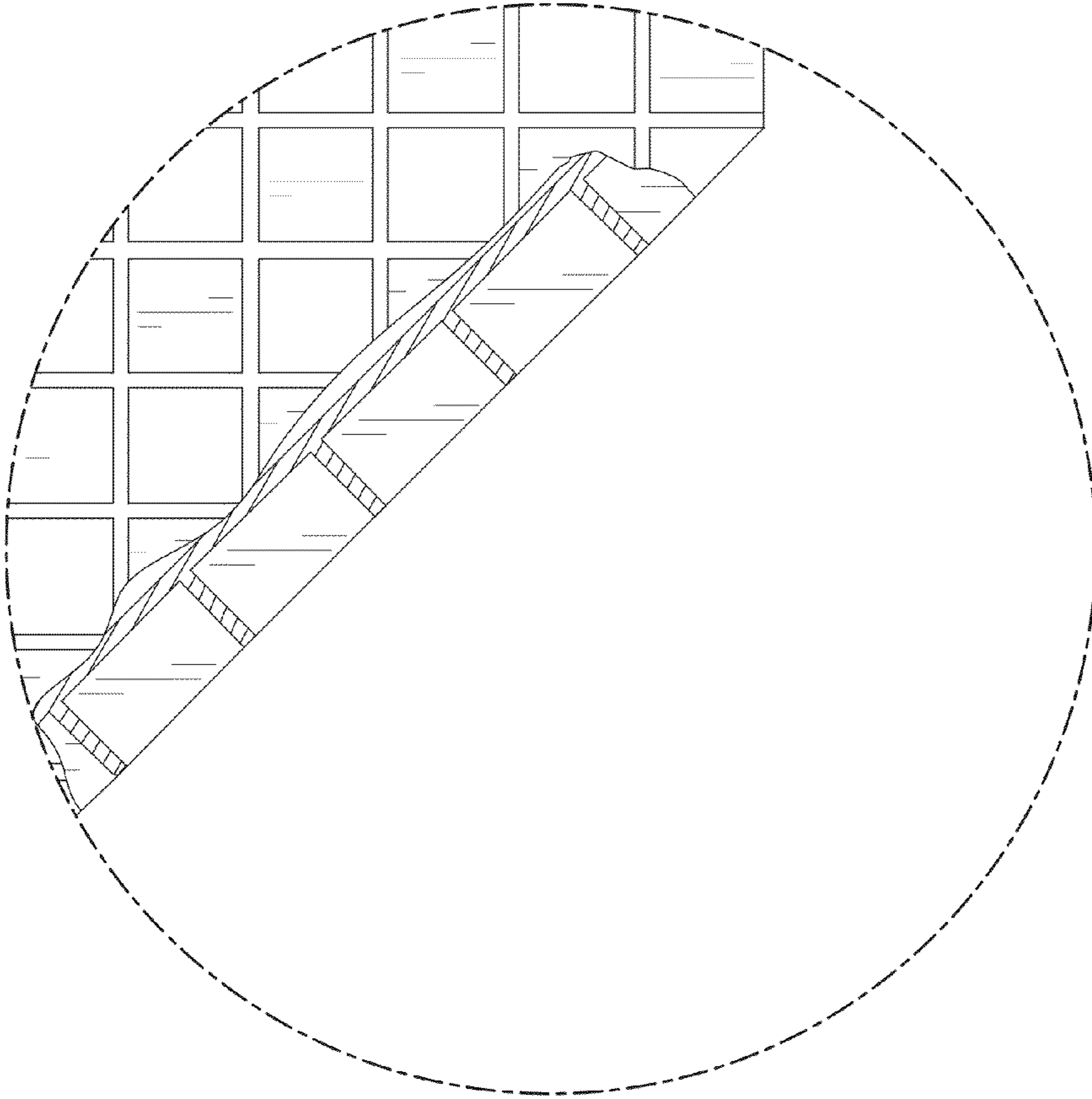


FIG. 7