



US00D712995S

(12) **United States Design Patent**
McPherson

(10) **Patent No.:** **US D712,995 S**

(45) **Date of Patent:** **** Sep. 9, 2014**

(54) **VIBRATION DAMPER**

(71) Applicant: **Mathew A. McPherson**, Sparta, WI (US)

(72) Inventor: **Mathew A. McPherson**, Sparta, WI (US)

(73) Assignee: **MCP IP, LLC**, Sparta, WI (US)

(**) Term: **14 Years**

(21) Appl. No.: **29/438,218**

(22) Filed: **Nov. 27, 2012**

(51) **LOC (10) Cl.** **22-01**

(52) **U.S. Cl.**
USPC **D22/108**

(58) **Field of Classification Search**
USPC D22/107; 124/35.2, 89-90, 92;
D21/753

See application file for complete search history.

(56) **References Cited**

U.S. PATENT DOCUMENTS

2,411,550	A	11/1946	Lynn et al.
2,928,444	A	3/1960	Ivins
3,232,597	A	2/1966	Gaydecki
3,381,405	A	5/1968	Edwards
3,489,052	A	1/1970	Colyer et al.

(Continued)

FOREIGN PATENT DOCUMENTS

JP	401008044	1/1989
JP	2003081168	3/2003
KR	2004041292	5/2004

OTHER PUBLICATIONS

Fasst Company internet product literature/brochure entitled, "Anti-Vibration Bar Inserts for Motorcycles", pp. 1-3, dated Sep. 12, 2005, printed from www.fasstco.com.

(Continued)

Primary Examiner — Michael A Pratt

(74) *Attorney, Agent, or Firm* — Vidas, Arrett & Steinkraus

(57) **CLAIM**

The ornamental design for a vibration damper, as shown and described.

DESCRIPTION

FIG. 1 is a perspective view of a first embodiment of the vibration damper from an upper angle.

FIG. 2 is a first side view of the first embodiment of the vibration damper.

FIG. 3 is a second side view of the first embodiment of the vibration damper.

FIG. 4 is a back view of the first embodiment of the vibration damper.

FIG. 5 is a front view of the first embodiment of the vibration damper.

FIG. 6 is a top plan view of the first embodiment of the vibration damper.

FIG. 7 is a bottom view of the first embodiment of the vibration damper.

FIG. 8 is a perspective view of a second embodiment of the vibration damper from an upper angle.

FIG. 9 is a first side view of the second embodiment of the vibration damper.

FIG. 10 is a second side view of the second embodiment of the vibration damper.

FIG. 11 is a back view of the second embodiment of the vibration damper.

FIG. 12 is a front view of the second embodiment of the vibration damper.

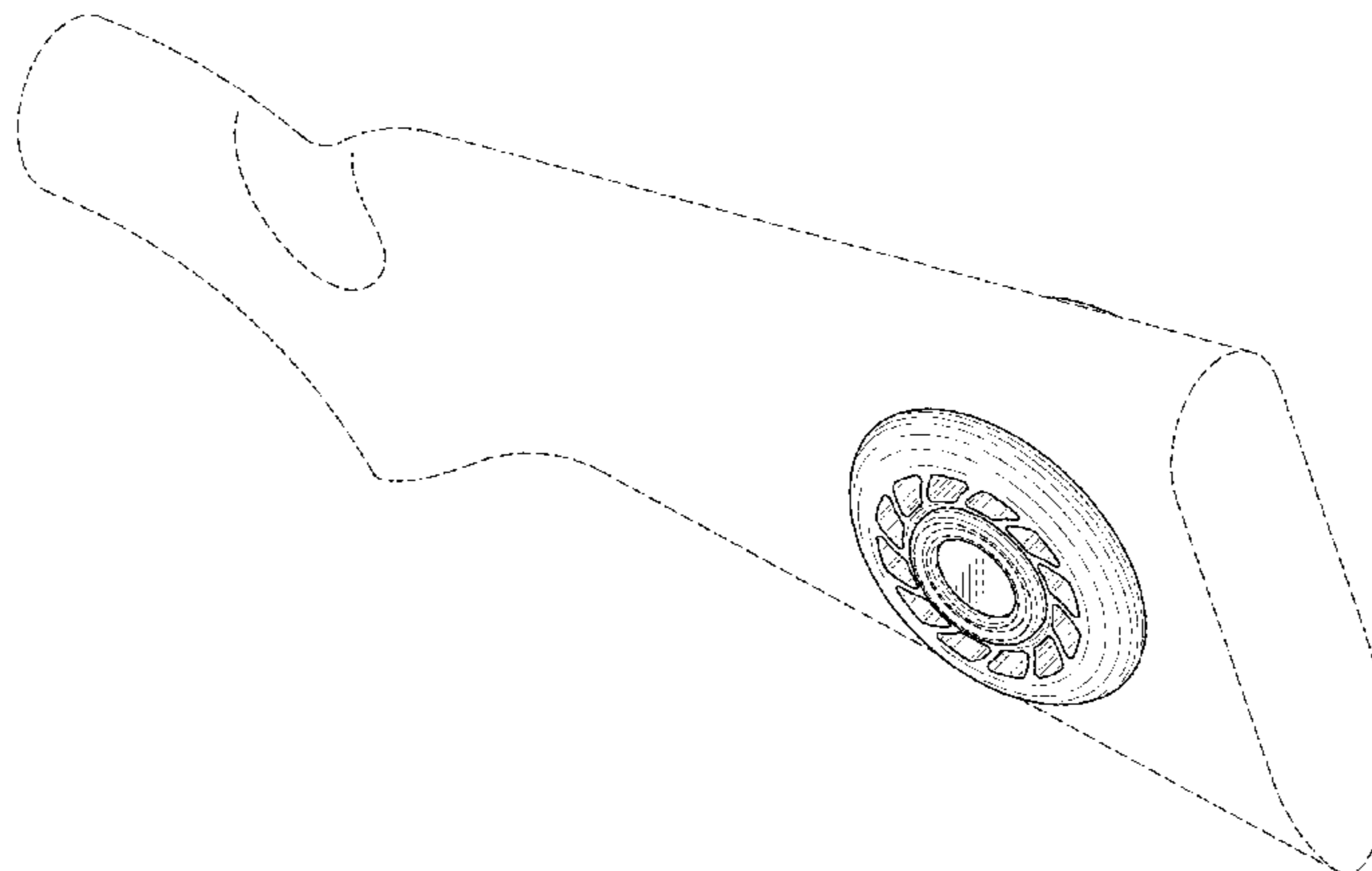
FIG. 13 is a top plan view of the second embodiment of the vibration damper; and,

FIG. 14 is a bottom view of the second embodiment of the vibration damper.

Any broken line illustration of environmental structure is not part of the design sought to be patented.

Any broken line illustration of boundaries are not part of the design sought to be patented.

1 Claim, 10 Drawing Sheets



(56)

References Cited

U.S. PATENT DOCUMENTS

3,674,267 A 7/1972 Hollis
 3,751,024 A 8/1973 Pineau
 4,109,404 A 8/1978 Preeschl
 4,156,979 A 6/1979 Katsenes
 4,240,479 A 12/1980 Schleffendorf
 4,262,977 A 4/1981 Bock
 4,276,947 A 7/1981 Hebel
 4,347,717 A 9/1982 Lamarche
 4,395,809 A 8/1983 Whiteley
 4,558,852 A 12/1985 Steiner et al.
 4,623,049 A 11/1986 Warren
 4,645,044 A 2/1987 Kato et al.
 4,691,926 A 9/1987 Adam
 4,697,481 A 10/1987 Maeda
 4,907,810 A 3/1990 Whiteford
 4,913,031 A 4/1990 Bossard et al.
 4,927,143 A 5/1990 Hillock
 4,948,131 A 8/1990 Nakanishi
 5,004,215 A 4/1991 Aubry et al.
 5,052,500 A 10/1991 Ohtsu
 5,087,491 A 2/1992 Barrett
 5,088,734 A 2/1992 Glava
 5,180,039 A 1/1993 Axthammer et al.
 5,180,147 A 1/1993 Andersson et al.
 5,211,669 A 5/1993 Bonnes et al.
 5,253,544 A 10/1993 Allsop et al.
 5,256,969 A 10/1993 Miyajima et al.
 5,257,680 A 11/1993 Corcoran et al.
 5,269,516 A 12/1993 Janes
 5,273,022 A 12/1993 Leven
 5,285,697 A 2/1994 Clausen
 5,295,684 A 3/1994 Bracho
 5,441,132 A 8/1995 Pradel et al.
 5,454,573 A 10/1995 Nijland
 5,491,390 A 2/1996 McGreen
 5,505,118 A 4/1996 Arnesen et al.
 5,511,444 A 4/1996 Clausen et al.
 5,513,730 A 5/1996 Petrovich et al.
 5,655,980 A 8/1997 Nashif et al.
 5,669,835 A 9/1997 Tiura
 5,690,566 A 11/1997 Bracho
 5,704,259 A 1/1998 Riehle
 5,827,992 A 10/1998 Harris et al.
 5,857,694 A 1/1999 Lazarus et al.
 5,884,892 A 3/1999 Gassen et al.
 5,931,748 A 8/1999 Hsieh
 5,944,617 A 8/1999 Falone et al.

5,964,672 A 10/1999 Bianchi
 5,984,233 A 11/1999 Snyder, Jr. et al.
 6,007,439 A 12/1999 MacKay, Jr.
 6,026,910 A 2/2000 Masterson et al.
 6,070,301 A 6/2000 Fallandy
 6,117,028 A 9/2000 You
 6,149,475 A 11/2000 Tasaka et al.
 6,149,538 A 11/2000 Tiura
 6,182,301 B1 2/2001 Krueger et al.
 6,240,642 B1 6/2001 Templeton
 6,247,687 B1 6/2001 Jensen et al.
 6,257,220 B1 7/2001 McPherson et al.
 6,382,201 B1 5/2002 McPherson et al.
 6,499,187 B2 12/2002 Hollingsworth
 6,508,343 B2 1/2003 Misaji et al.
 6,548,007 B1 4/2003 Deloris et al.
 6,588,414 B2* 7/2003 McMillan, III 124/89
 6,668,681 B2 12/2003 Flum et al.
 6,687,955 B2 2/2004 Hollingsworth
 6,709,352 B1 3/2004 Albin
 6,725,985 B2 4/2004 Haneishi et al.
 6,763,747 B1 7/2004 Gierer et al.
 6,837,345 B1 1/2005 Lauble et al.
 6,978,643 B2 12/2005 Akers et al.
 6,989,197 B2 1/2006 Schneider
 7,055,276 B2 6/2006 McPherson
 7,264,098 B2 9/2007 McPherson
 7,578,465 B2 8/2009 Bachmeyer et al.
 D682,969 S* 5/2013 Khoshnood et al. D22/107
 D682,971 S* 5/2013 Khoshnood et al. D22/107
 D689,580 S* 9/2013 Khoshnood et al. D22/107
 D691,232 S* 10/2013 Khoshnood et al. D22/107
 2002/0006523 A1 1/2002 Obeshaw
 2002/0170378 A1 11/2002 Flum et al.
 2002/0193168 A1 12/2002 Hosooka et al.
 2003/0177746 A1 9/2003 Goman et al.
 2003/0226421 A1 12/2003 Livingston
 2003/0229970 A1 12/2003 Chen
 2005/0279598 A1 12/2005 McPherson
 2005/0279599 A1 12/2005 McPherson
 2007/0267924 A1 11/2007 Dellinger

OTHER PUBLICATIONS

Fasst Company internet product literature/brochure entitled, "Project Honda CRF450-Installation of Fasst Company's Anti-Vibration Inserts-Off-Road com's Ride-Net!", pp. 1-4, dated Sep. 12, 2005, printed from www.fasstco.com.

* cited by examiner

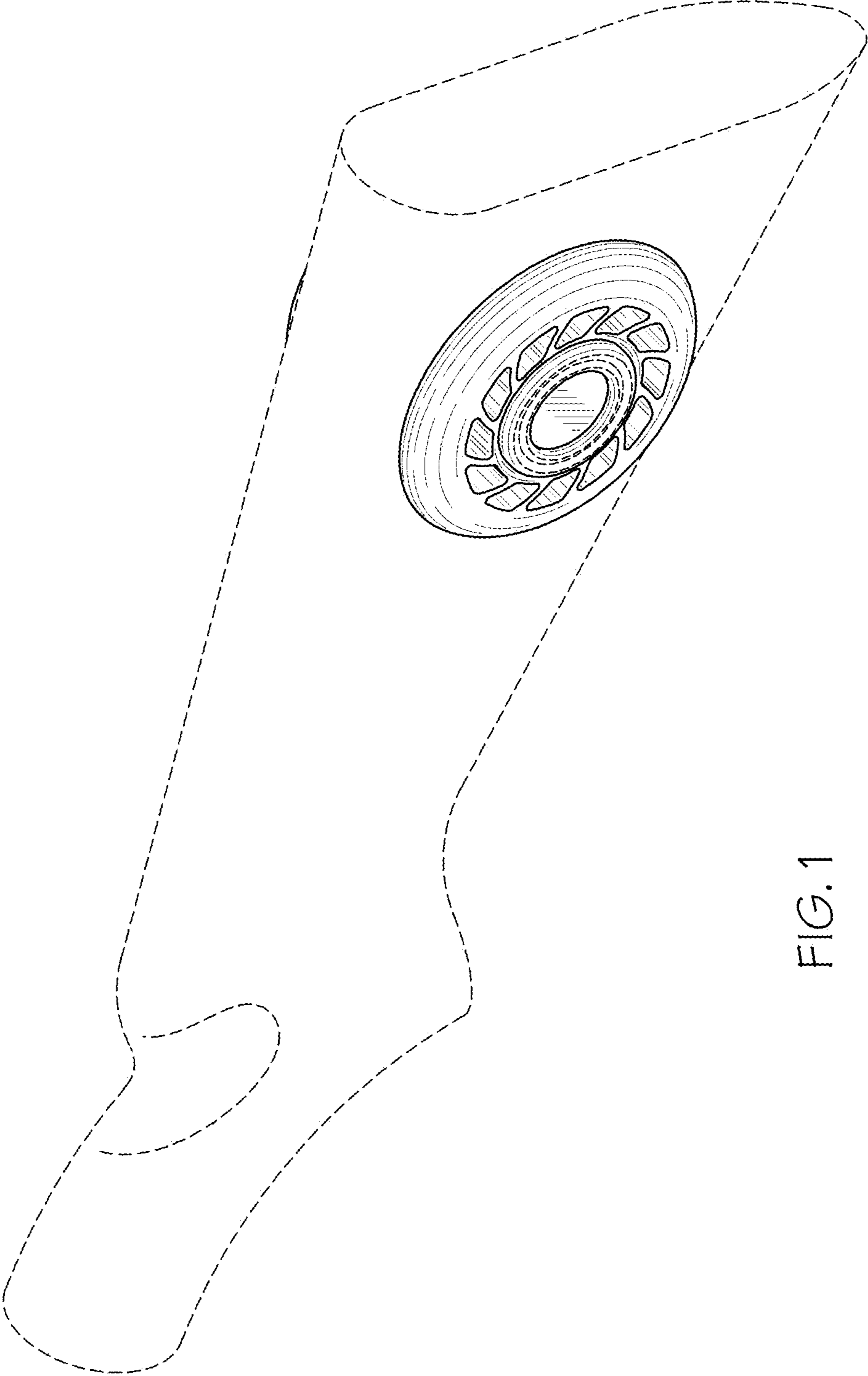


FIG. 1

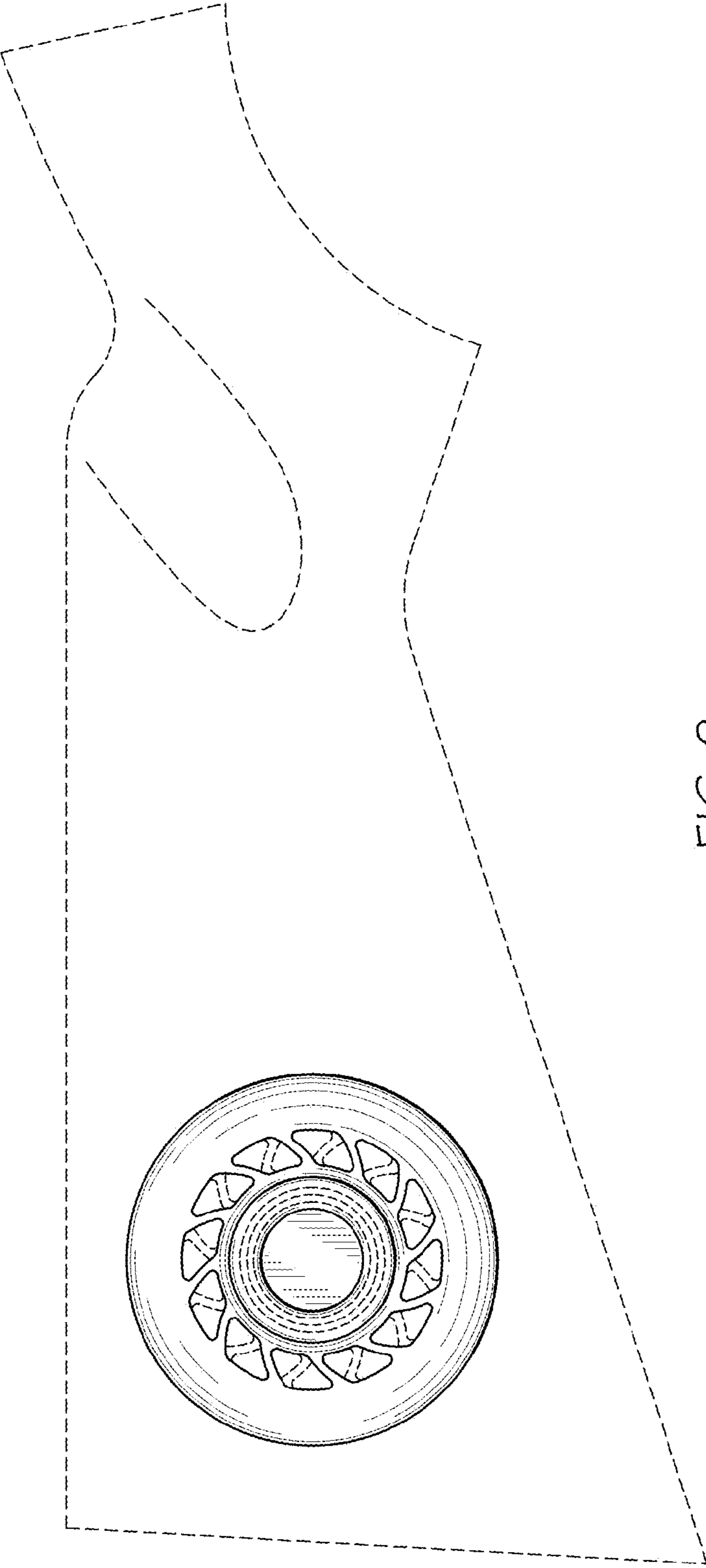


FIG. 2

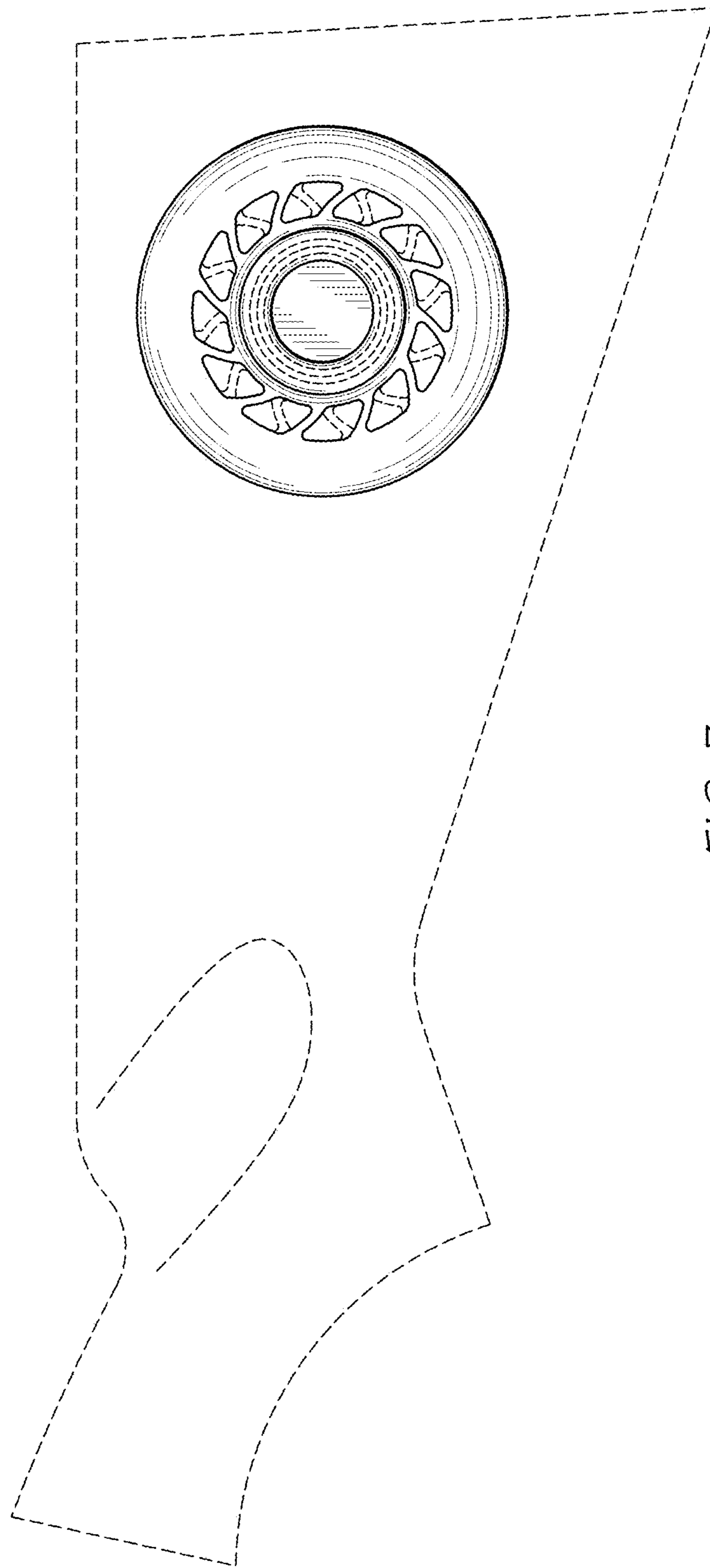


FIG. 3

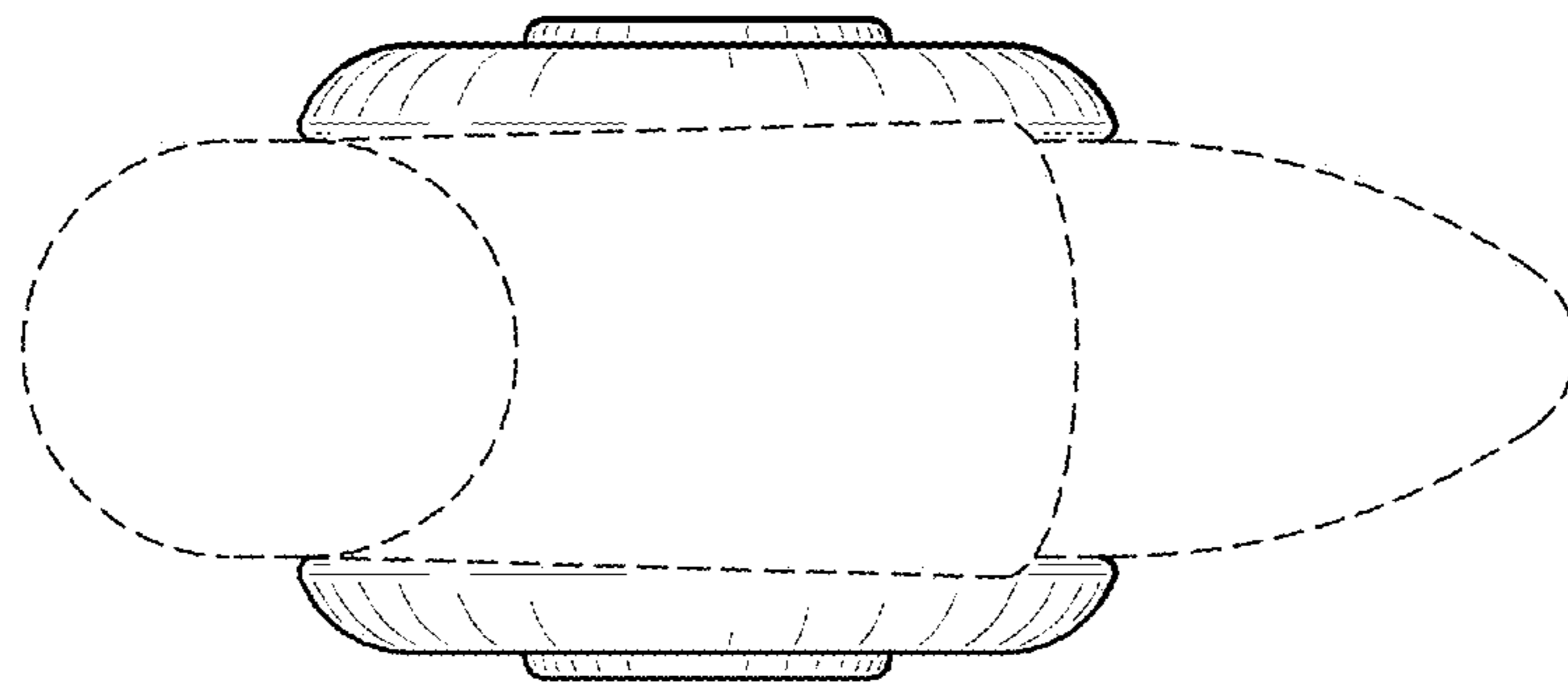


FIG. 5

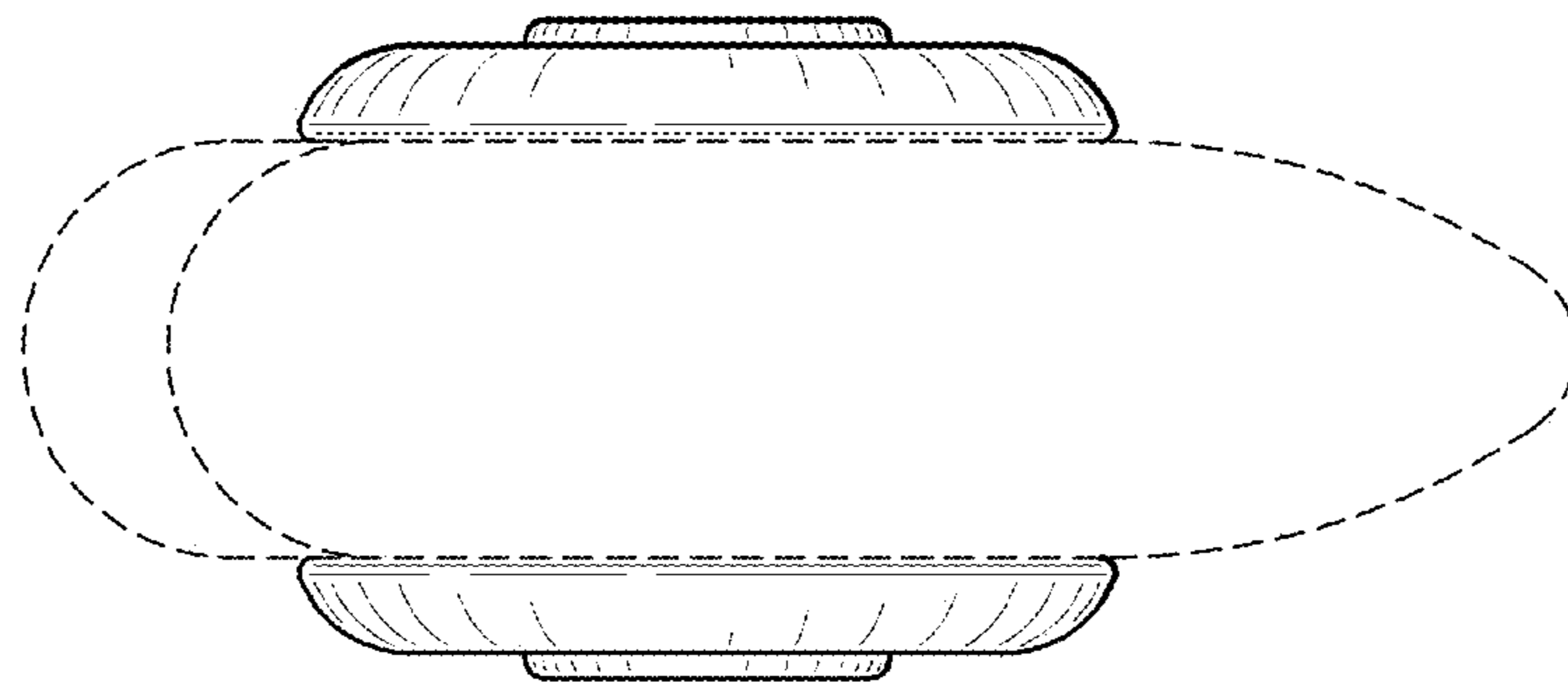


FIG. 4

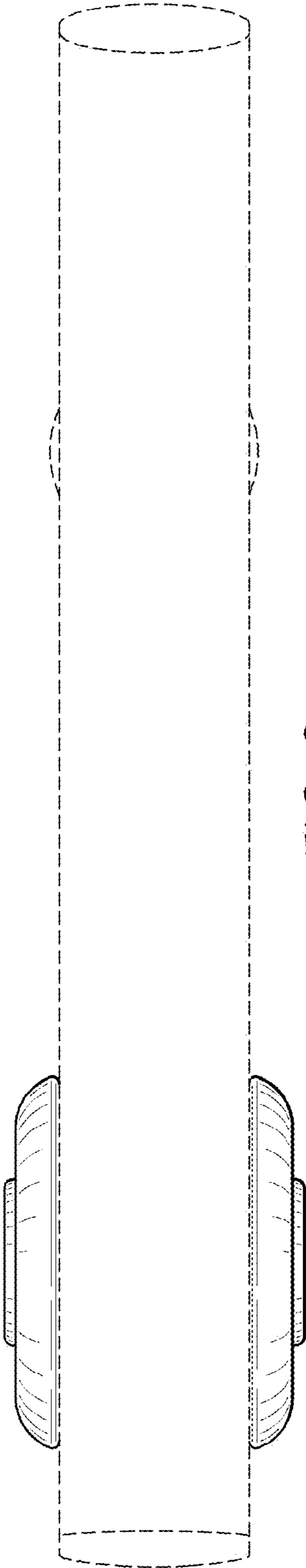


FIG. 6

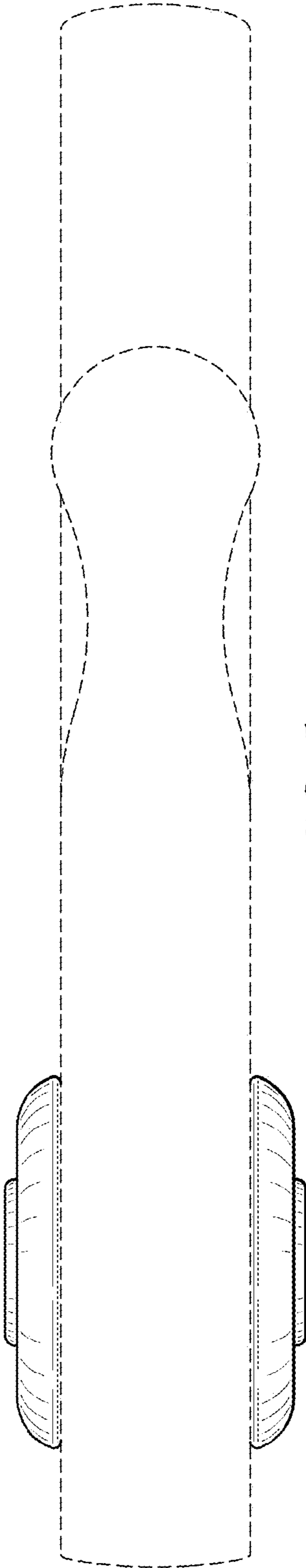


FIG. 7

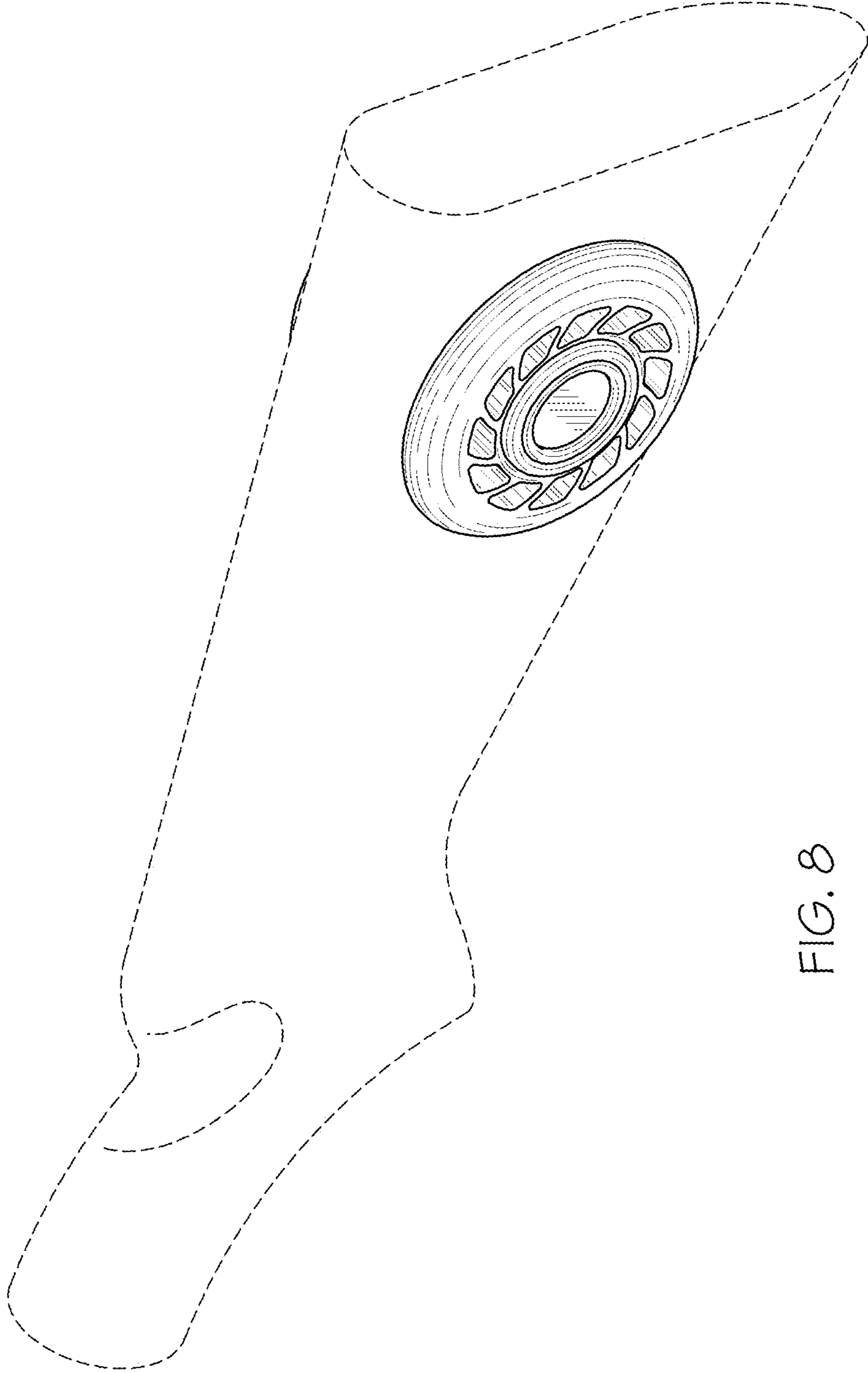


FIG. 8

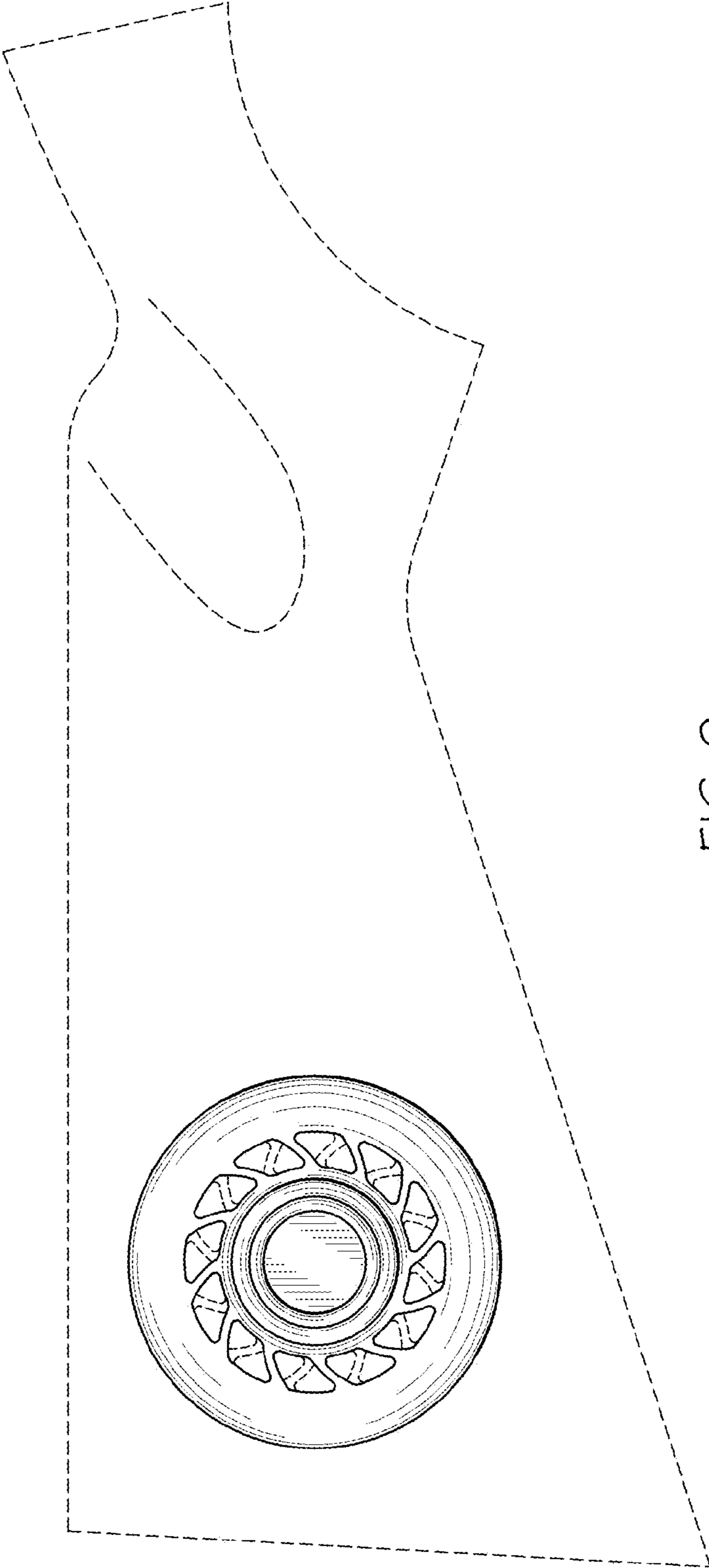


FIG. 9

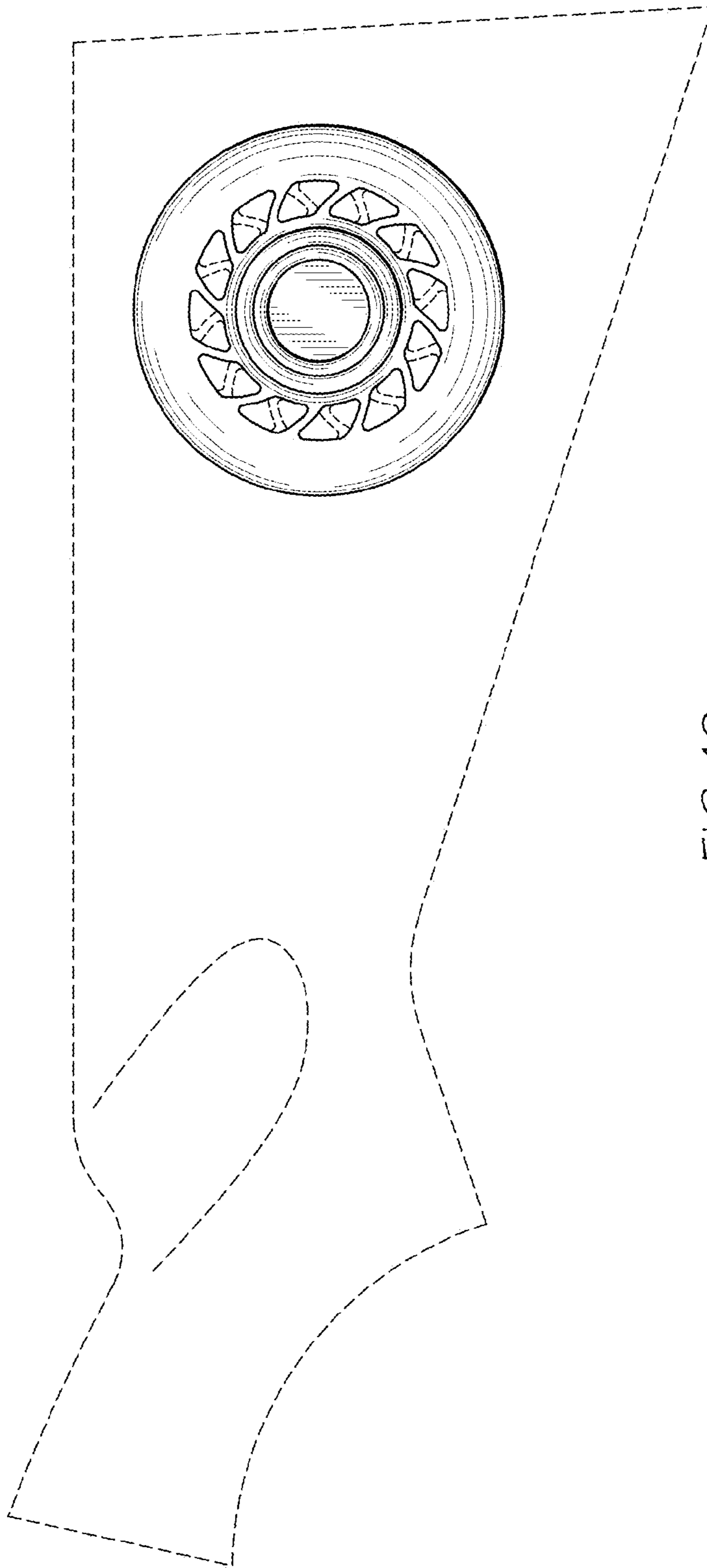


FIG. 10

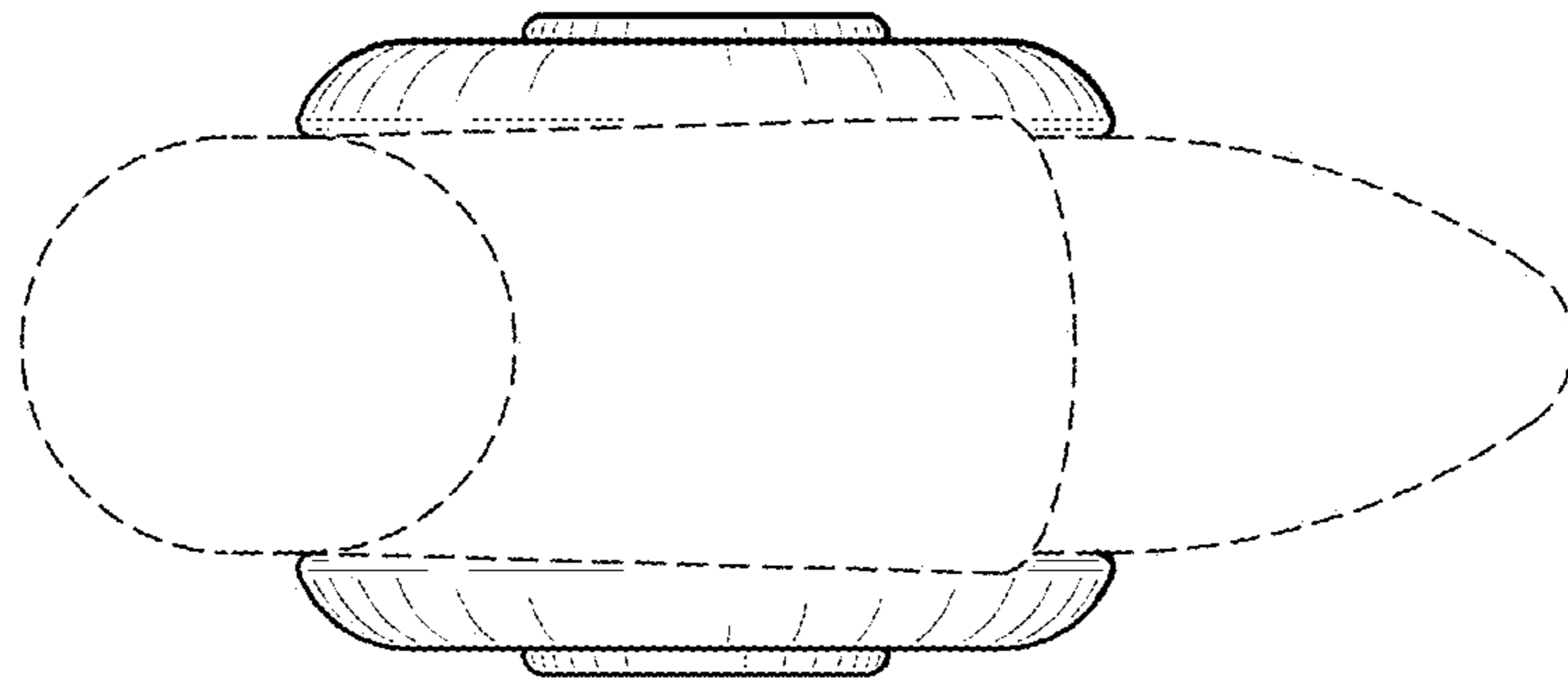


FIG. 12

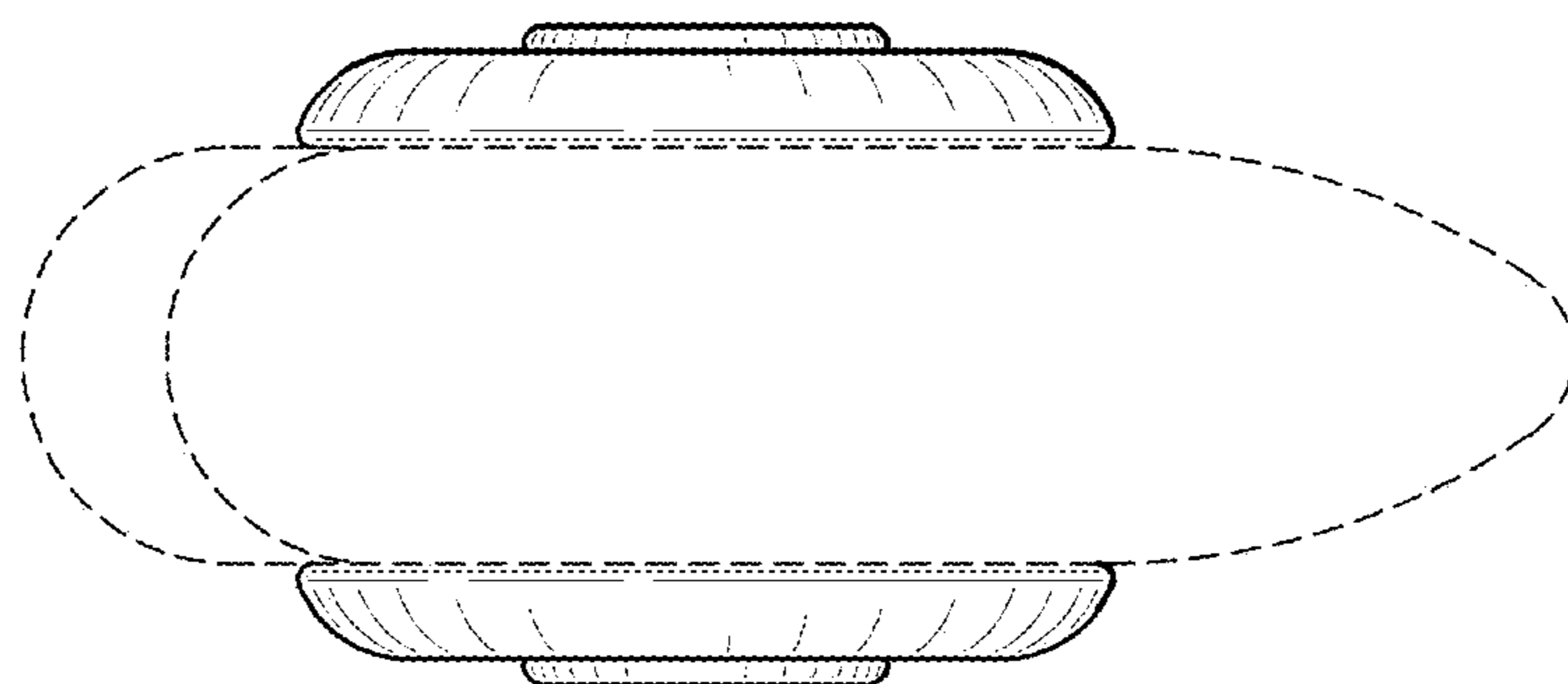


FIG. 11




FIG. 13

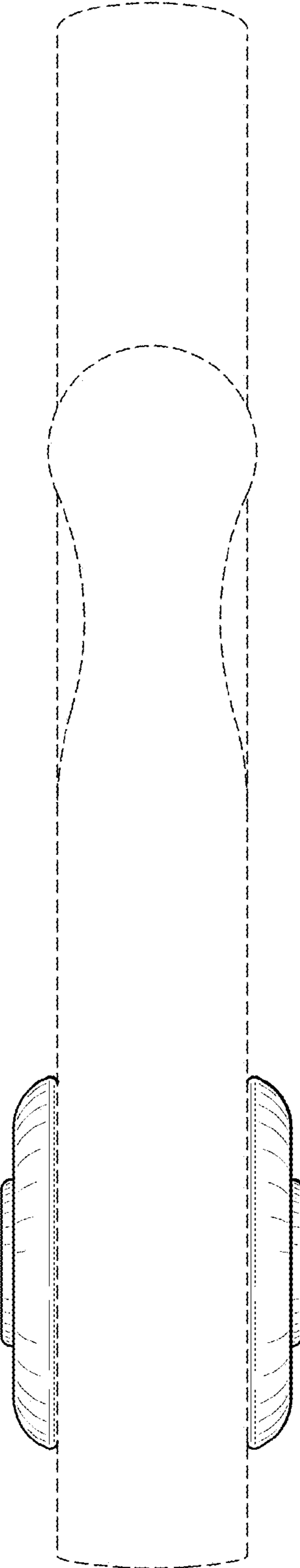


FIG. 14