



US00D712988S

(12) **United States Design Patent**
Sagedahl

(10) **Patent No.:** **US D712,988 S**

(45) **Date of Patent:** **** Sep. 9, 2014**

(54) **COLORED NUMBER BALL**

(71) Applicant: **Dustin J Sagedahl**, Hopkins, MN (US)

(72) Inventor: **Dustin J Sagedahl**, Hopkins, MN (US)

(**) Term: **14 Years**

(21) Appl. No.: **29/480,540**

(22) Filed: **Jan. 27, 2014**

(51) **LOC (10) Cl.** **21-02**

(52) **U.S. Cl.**
USPC **D21/713; D21/714**

(58) **Field of Classification Search**
USPC D21/372, 373, 386, 387, 682, 686,
D21/707-714; D30/160; 473/52, 53,
473/423-430, 569-577, 589-614; D19/59;
40/327; 273/138.1, 146; 434/247, 251,
434/392

See application file for complete search history.

(56) **References Cited**

U.S. PATENT DOCUMENTS

D21,060	S	*	9/1891	Amselem	D21/713
1,050,835	A	*	1/1913	Jensen	473/569
1,448,087	A	*	3/1923	Prichard	273/138.1
2,151,030	A	*	3/1939	Hinsen	473/569
2,210,024	A	*	8/1940	Cayo	482/88
D141,546	S	*	6/1945	Glass	D21/714
D183,431	S	*	8/1958	Senne	D21/713
3,117,384	A	*	1/1964	Billis	434/208
3,954,269	A	*	5/1976	Brittingham	273/146
5,145,473	A	*	9/1992	Henry	482/49
D352,317	S	*	11/1994	Bassignani	D21/478
5,511,782	A	*	4/1996	Maley	473/569
D382,611	S	*	8/1997	Lai	D21/713
5,897,117	A	*	4/1999	Wei	473/571

D474,518	S	*	5/2003	Westlund	D21/713
D500,108	S	*	12/2004	Carbonero	D21/707
D510,608	S	*	10/2005	Carbonero	D21/713
D537,119	S	*	2/2007	Traub	D19/59
D629,854	S	*	12/2010	Edison	D21/708
8,257,203	B2	*	9/2012	Rasmussen	473/459
2003/0198924	A1	*	10/2003	Eite	434/251
2007/0049434	A1	*	3/2007	Maziarz et al.	473/604
2008/0293520	A1	*	11/2008	Brown	473/446

FOREIGN PATENT DOCUMENTS

CN	302469422	*	6/2013
EM	002315283-0002	*	9/2013

OTHER PUBLICATIONS

Sportime® Fall 2003 Catalog 1) p. 5: ball on lower left. 2) p. 33: Scatterball 3)p. 92: Item A on lower left 4) p. 136: Multicolor tetherball on upper left.*

* cited by examiner

Primary Examiner — Catherine Tuttle

(74) *Attorney, Agent, or Firm* — Geiser Law, PLLC; Greg N. Geiser



(57) **CLAIM**

The ornamental design for a colored number ball, as shown and described.

DESCRIPTION

FIG. 1 is a front view of the colored number ball;
FIG. 2 is a left side view thereof;
FIG. 3 is a rear view thereof;
FIG. 4 is a right view thereof;
FIG. 5 is a bottom plan view thereof; and,
FIG. 6 is top plan view thereof.
The drawings are lined for color.

1 Claim, 1 Drawing Sheet



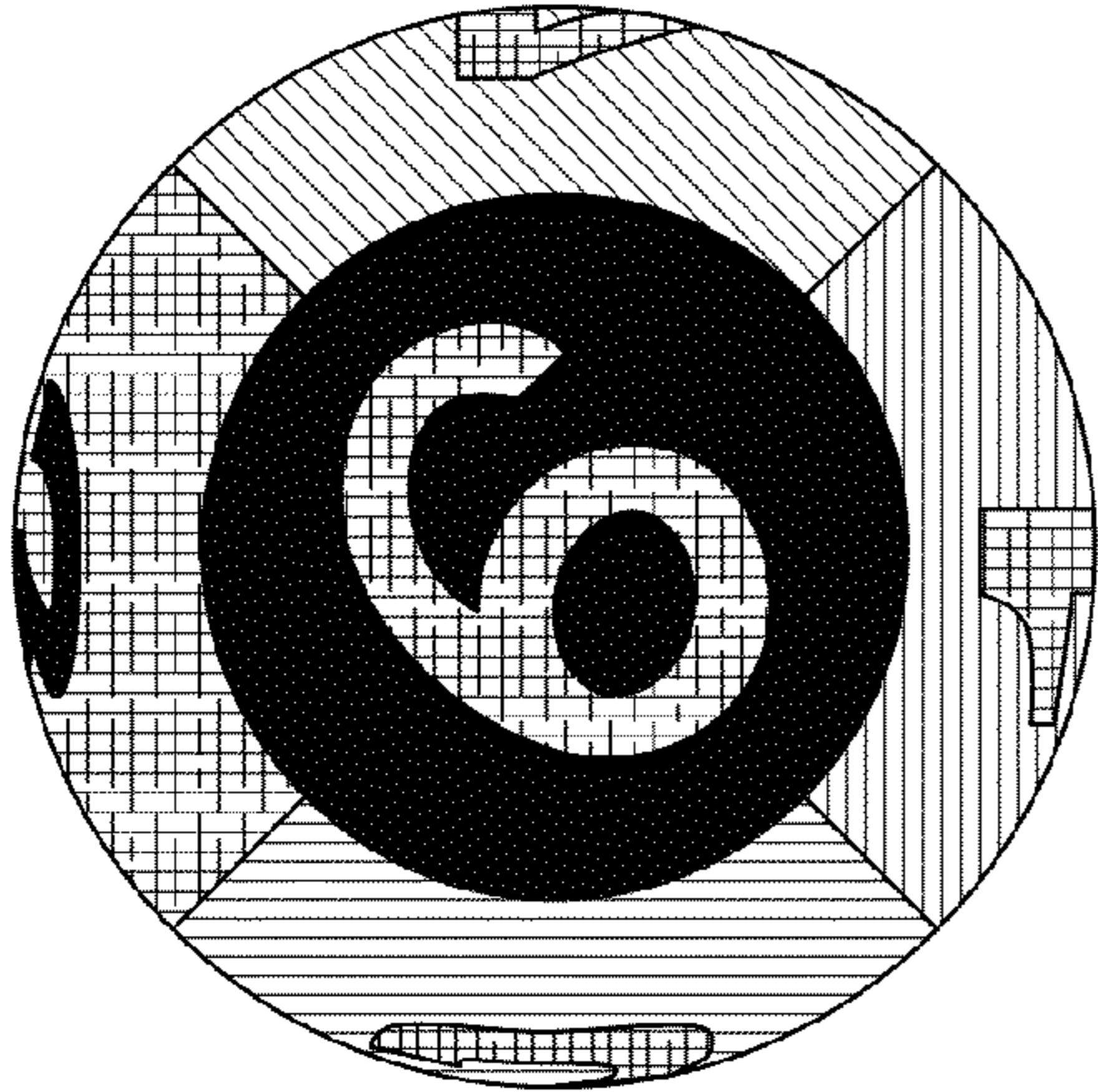


FIG. 6

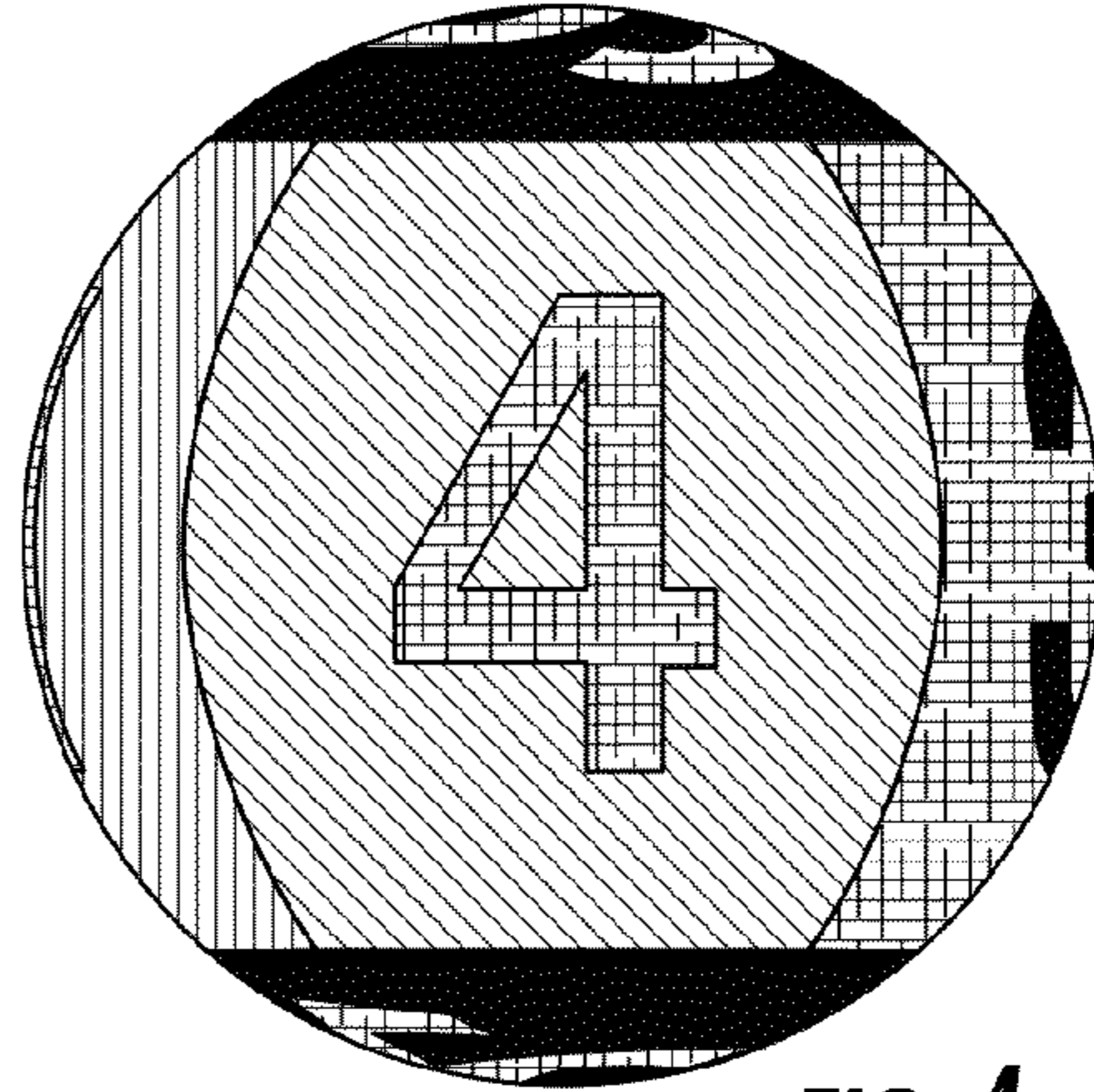


FIG. 4




FIG. 2




FIG. 1




FIG. 5




FIG. 3