



US00D712967S

(12) **United States Design Patent**  
**Ben-Haim**

(10) **Patent No.:** **US D712,967 S**

(45) **Date of Patent:** **\*\* Sep. 9, 2014**

(54) **PEN BAND**

(71) Applicant: **Niv Ben-Haim**, Richmond Hill (CA)

(72) Inventor: **Niv Ben-Haim**, Richmond Hill (CA)

(\*\*) Term: **14 Years**

(21) Appl. No.: **29/467,626**

(22) Filed: **Sep. 20, 2013**

(51) **LOC (10) Cl.** ..... **19-06**

(52) **U.S. Cl.**  
USPC ..... **D19/202**

(58) **Field of Classification Search**  
USPC ..... D14/411, 431; D19/115-204; 24/11 F,  
24/11 P, 11 R; 401/52, 99, 109, 192, 195,  
401/196

See application file for complete search history.

(56) **References Cited**

**U.S. PATENT DOCUMENTS**

2,078,083 A \* 4/1937 Larsen ..... 401/192  
3,378,195 A \* 4/1968 Schuh ..... 235/64  
D244,529 S \* 5/1977 Gomez ..... D19/49

D372,049 S \* 7/1996 Anderson ..... D19/55  
D490,850 S \* 6/2004 Carls et al. .... D19/51  
D579,048 S \* 10/2008 Martin ..... D19/51  
D647,967 S \* 11/2011 Takashi ..... D19/54

\* cited by examiner

*Primary Examiner* — Elizabeth Albert

(57) **CLAIM**

The ornamental design for a pen band, as shown and described.

**DESCRIPTION**

FIG. 1 is a front perspective view of the pen band showing my new design;

FIG. 2 is a rear elevation view of FIG. 1;

FIG. 3 is a rear elevation view of FIG. 1;

FIG. 4 is a left side elevation view of FIG. 1; and,

FIG. 5 is a top plan view of FIG. 1; the bottom plan view being a mirror image of the top plan view.

The pen in broken lines is included for the purpose of showing a feature in the environment that forms no part of the claimed design.

**1 Claim, 3 Drawing Sheets**

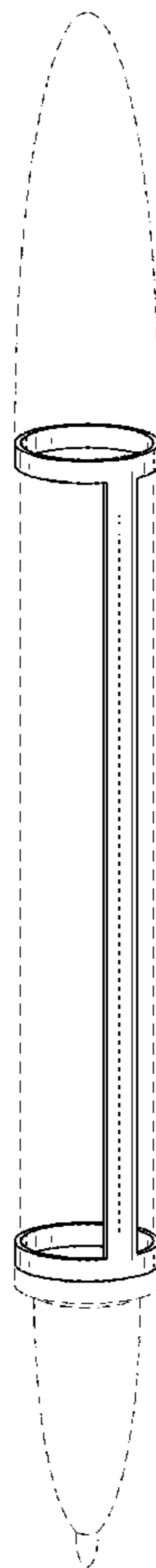


FIG. 1

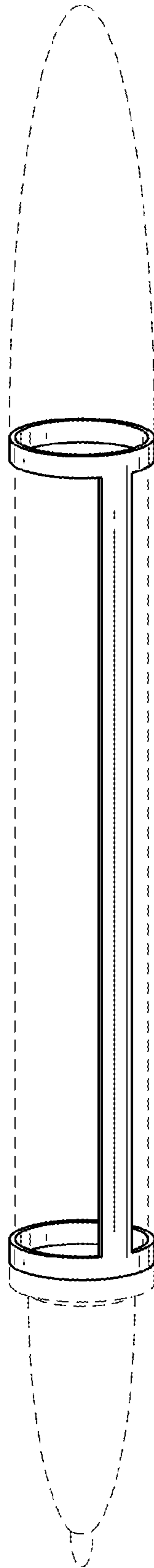


FIG. 2

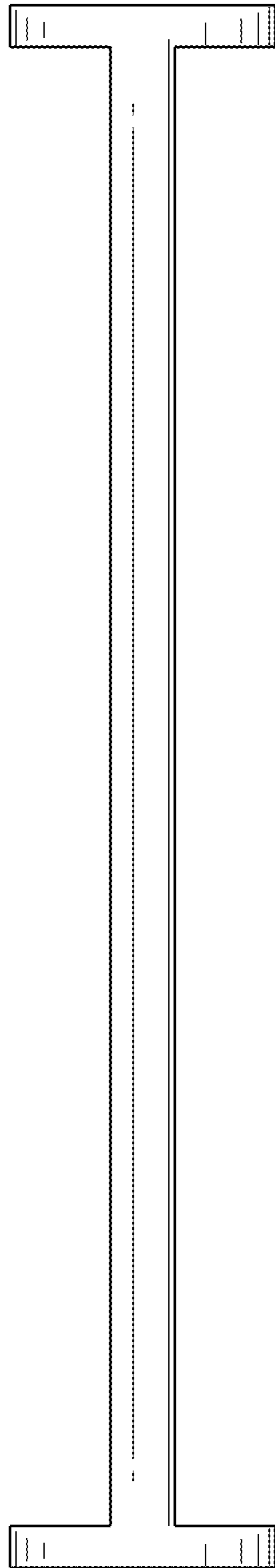


FIG. 3

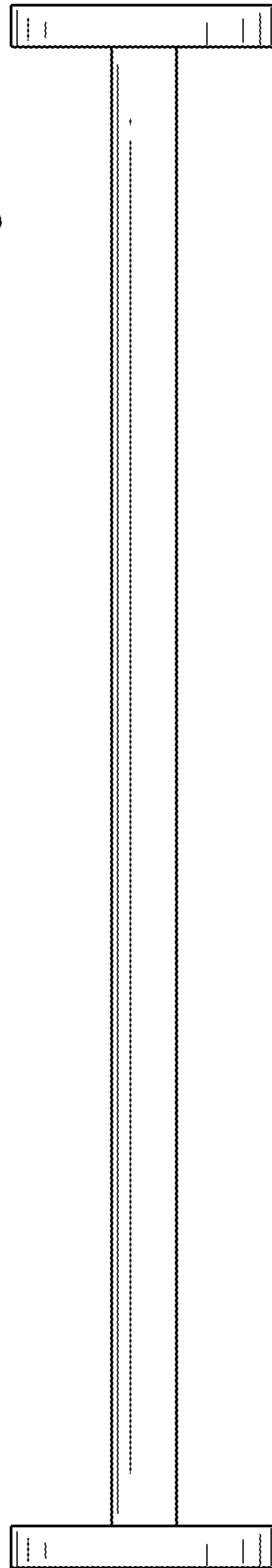


FIG. 4

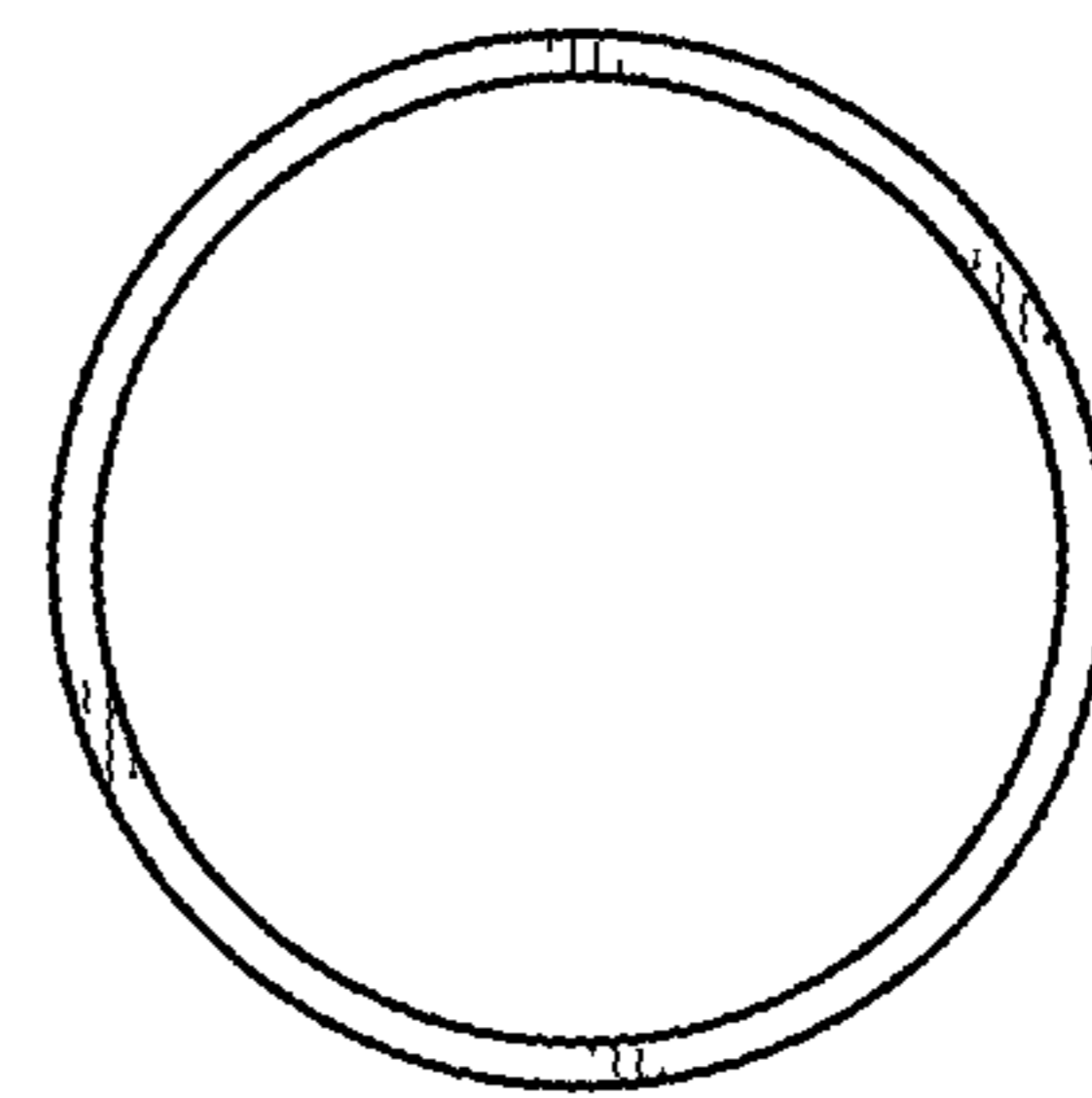



FIG. 5