



US00D712960S

(12) **United States Design Patent**
Tsuruoka et al.

(10) **Patent No.:** **US D712,960 S**
(45) **Date of Patent:** **** Sep. 9, 2014**

(54) **PRINTER**

(56) **References Cited**

(71) Applicant: **Ricoh Company, Ltd.**, Tokyo (JP)
(72) Inventors: **Naoto Tsuruoka**, Kawasaki (JP);
Masahiro Yonekawa, Machida (JP);
Weijiang Sun, Pudong New Area (CN);
Zhiyu Liu, Pudong New Area (CN)

U.S. PATENT DOCUMENTS

D535,325 S *	1/2007	Yamaguchi	D18/55
D544,906 S *	6/2007	Alfonso et al.	D18/55
D580,970 S *	11/2008	Alfonso et al.	D18/55
D607,927 S *	1/2010	Kim et al.	D18/55
D639,847 S *	6/2011	Nakata et al.	D18/50
D641,396 S *	7/2011	Park et al.	D18/55
D643,058 S *	8/2011	Seki et al.	D18/55
D643,874 S *	8/2011	Kim et al.	D18/55
D647,132 S *	10/2011	Kim et al.	D18/55

(73) Assignee: **Ricoh Company, Ltd.**, Tokyo (JP)

* cited by examiner

(**) Term: **14 Years**

Primary Examiner — Cathy A MacCormac

(21) Appl. No.: **29/447,510**

(74) *Attorney, Agent, or Firm* — Oblon, Spivak,
McClelland, Maier & Neustadt, L.L.P.

(22) Filed: **Mar. 4, 2013**

(57) **CLAIM**

The ornamental design for a printer, as shown and described.

(30) **Foreign Application Priority Data**

DESCRIPTION

Oct. 16, 2012 (JP) 2012-025036

(51) **LOC (10) Cl.** **14-02**

(52) **U.S. Cl.**
USPC **D18/55**

(58) **Field of Classification Search**
USPC D18/36–39, 50, 54, 54.1, 55;
D14/420–425, 463–470; 400/613,
400/613.1–613.4, 690.1–690.4, 691–694

FIG. 1 is a front elevational view of a printer;
FIG. 2 is a rear elevational view thereof;
FIG. 3 is a left side elevational view thereof;
FIG. 4 is a right side elevational view thereof;
FIG. 5 is a top plan view thereof;
FIG. 6 is a bottom plan view thereof; and,
FIG. 7 is an enlarged front, top, and right side perspective
view thereof.
The broken lines in the drawings depict environmental sub-
ject matter only and form no part of the claimed design.

See application file for complete search history.

1 Claim, 4 Drawing Sheets




FIG. 1




FIG. 2

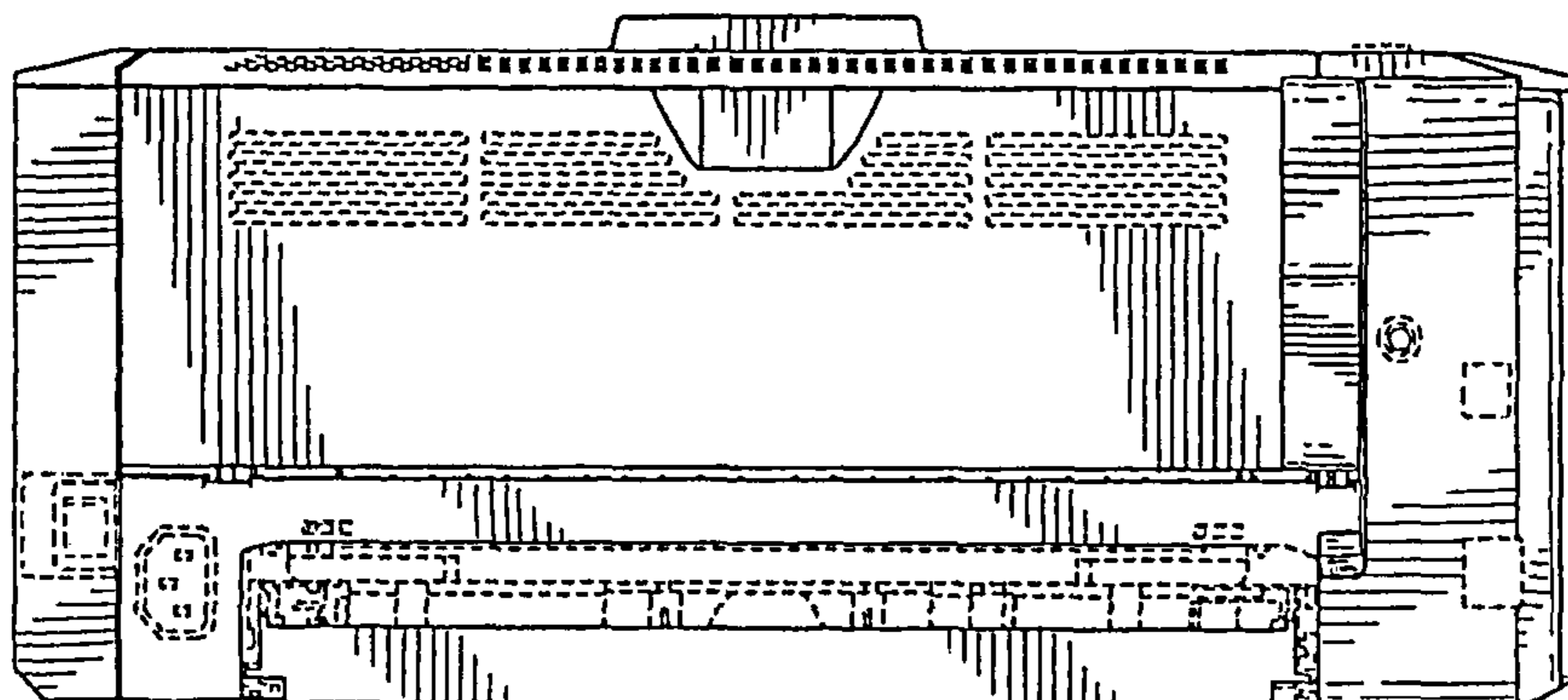


FIG.3




FIG.4




FIG.5

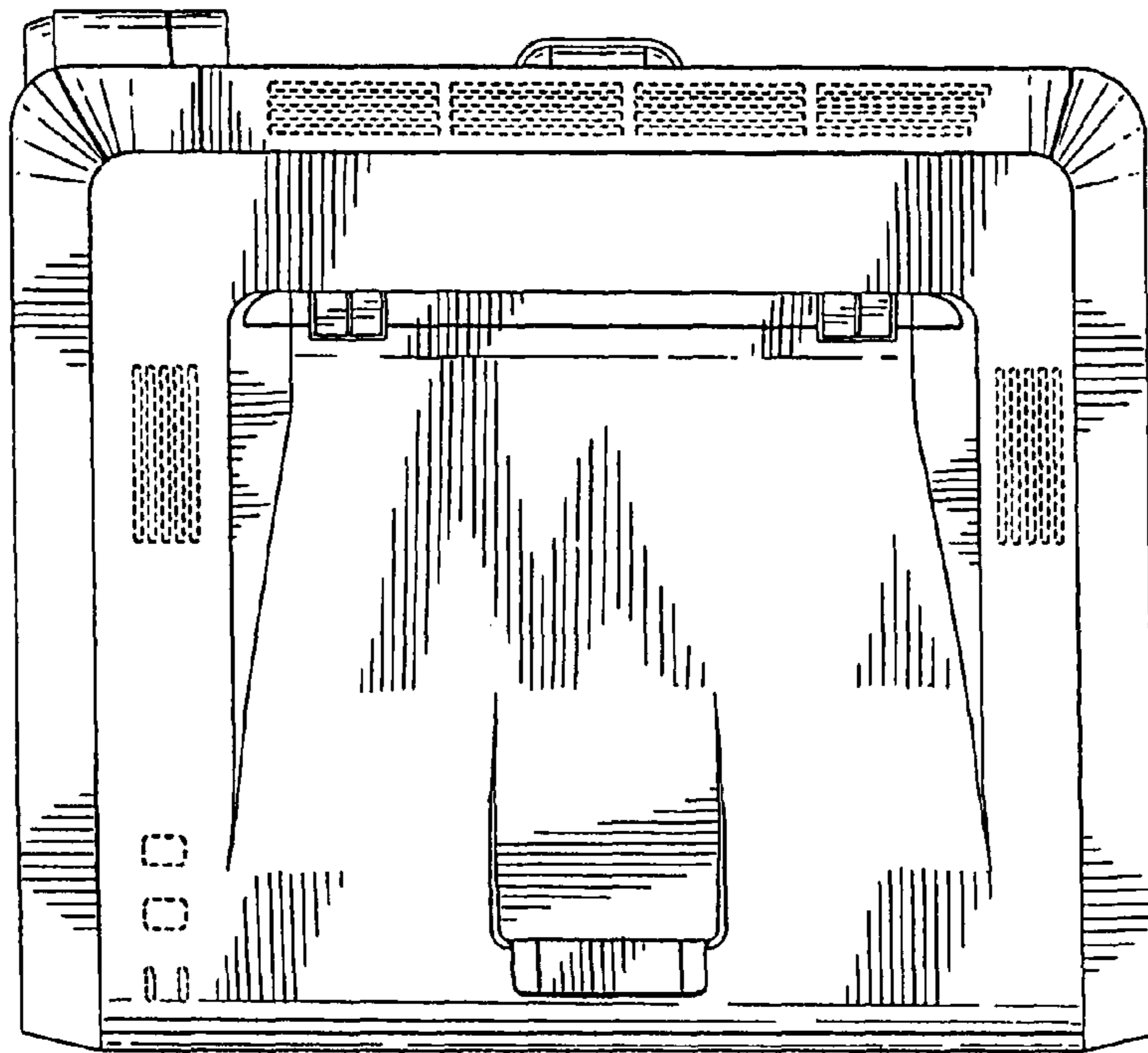
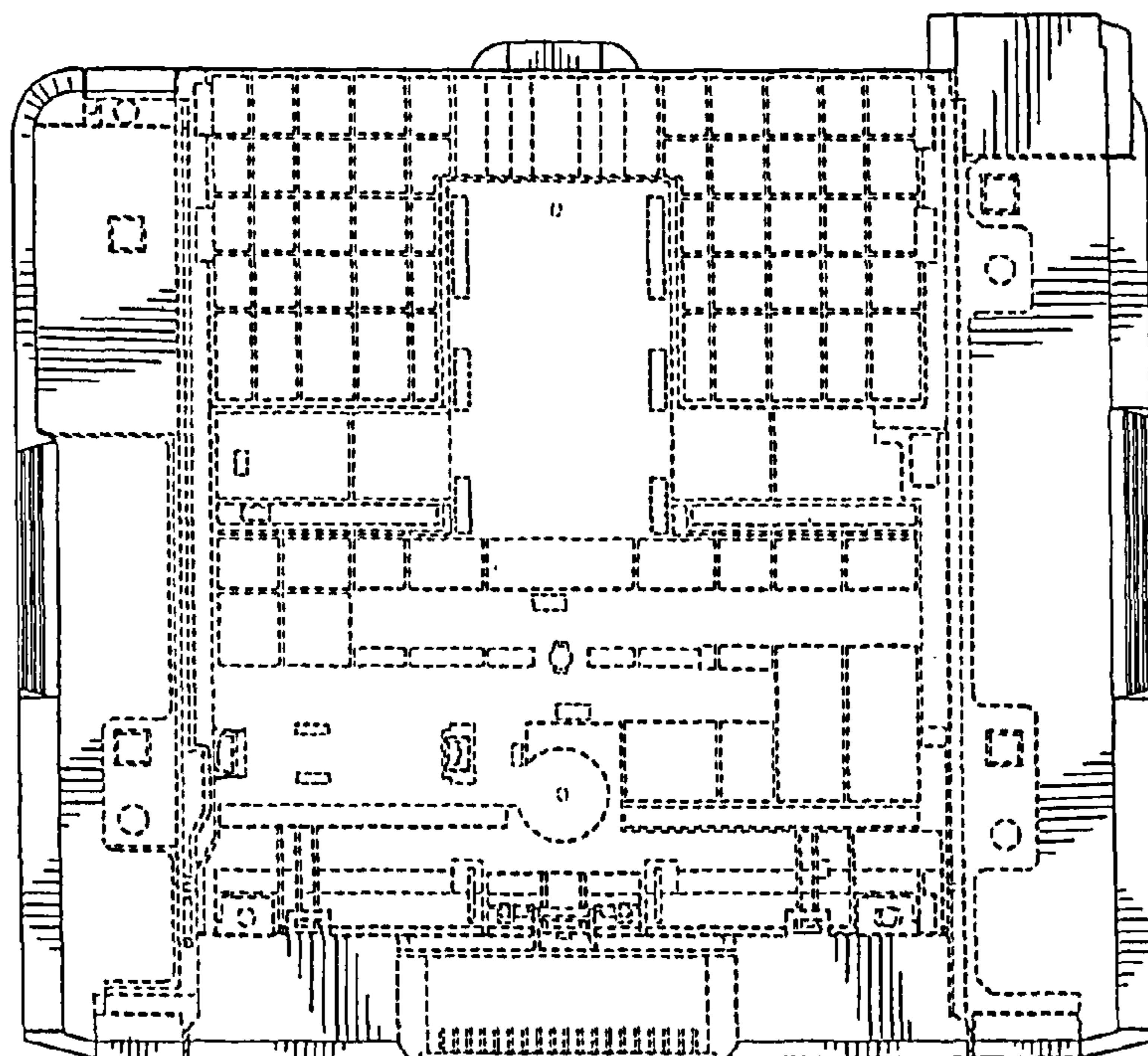


FIG.6



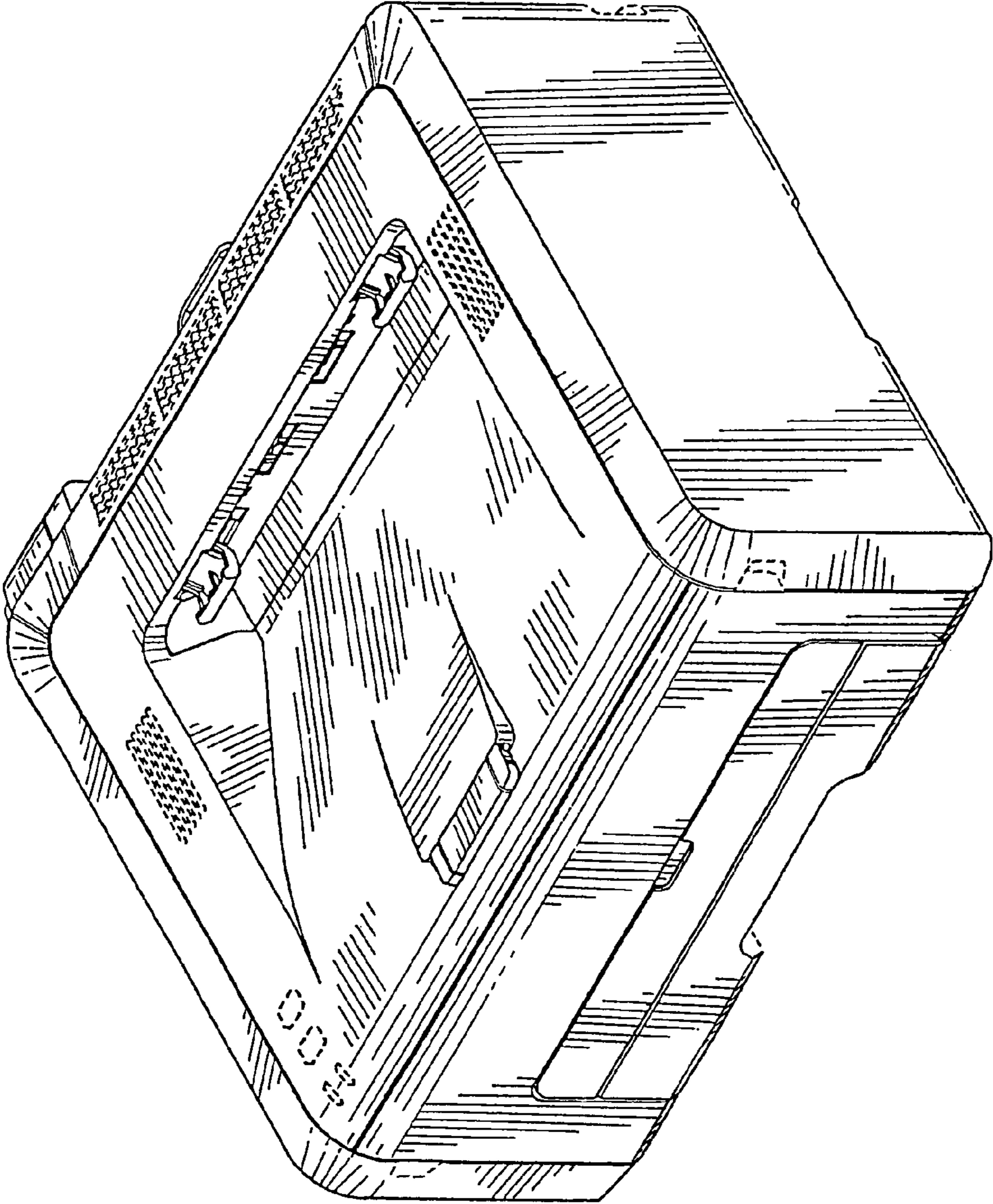


FIG.7