



US00D712944S

(12) **United States Design Patent**
Warr et al.

(10) **Patent No.:** **US D712,944 S**

(45) **Date of Patent:** **** *Sep. 9, 2014**

(54) **PEEP HOLE COVER**

(76) Inventors: **William C. Warr**, Palatine, IL (US);
Garret M. Warr, Palatine, IL (US)

(*) Notice: This patent is subject to a terminal disclaimer.

(**) Term: **14 Years**

(21) Appl. No.: **29/348,615**

(22) Filed: **Jan. 21, 2010**

(51) **LOC (10) Cl.** **16-06**

(52) **U.S. Cl.**
USPC **D16/130; D16/136**

(58) **Field of Classification Search**
USPC D16/130, 134, 136; 359/511, 611, 827,
359/610, 738, 504; 220/254, 253; 24/299,
24/3.6, 16 PB, 620, 694; 40/493, 124.5;
229/92.8; 70/372, 457, 447, DIG. 56,
70/455; 411/620
See application file for complete search history.

(56) **References Cited**

U.S. PATENT DOCUMENTS

976	A *	10/1838	Nock	70/74
296,431	A *	4/1884	Miller	40/124.5
373,243	A *	11/1887	Miller	40/124.5
593,993	A *	11/1897	Elwood	359/738
1,110,963	A *	9/1914	Robinson	70/454
1,168,066	A *	1/1916	Girardot	70/447
1,396,693	A *	11/1921	Rugh	229/92.8
1,439,038	A *	12/1922	Teich	70/455
1,463,938	A *	8/1923	Carter	359/610
1,718,723	A *	6/1929	Williams	70/38 A
1,982,956	A *	12/1934	Jacobi	70/455
1,984,069	A *	12/1934	Larter	70/457

2,307,106	A *	1/1943	Brush	70/447
2,355,300	A *	8/1944	Johnstone	70/455
2,439,978	A *	4/1948	Konchan	70/455

(Continued)

Primary Examiner — Paula Greene

(74) *Attorney, Agent, or Firm* — Barich IP Law Group

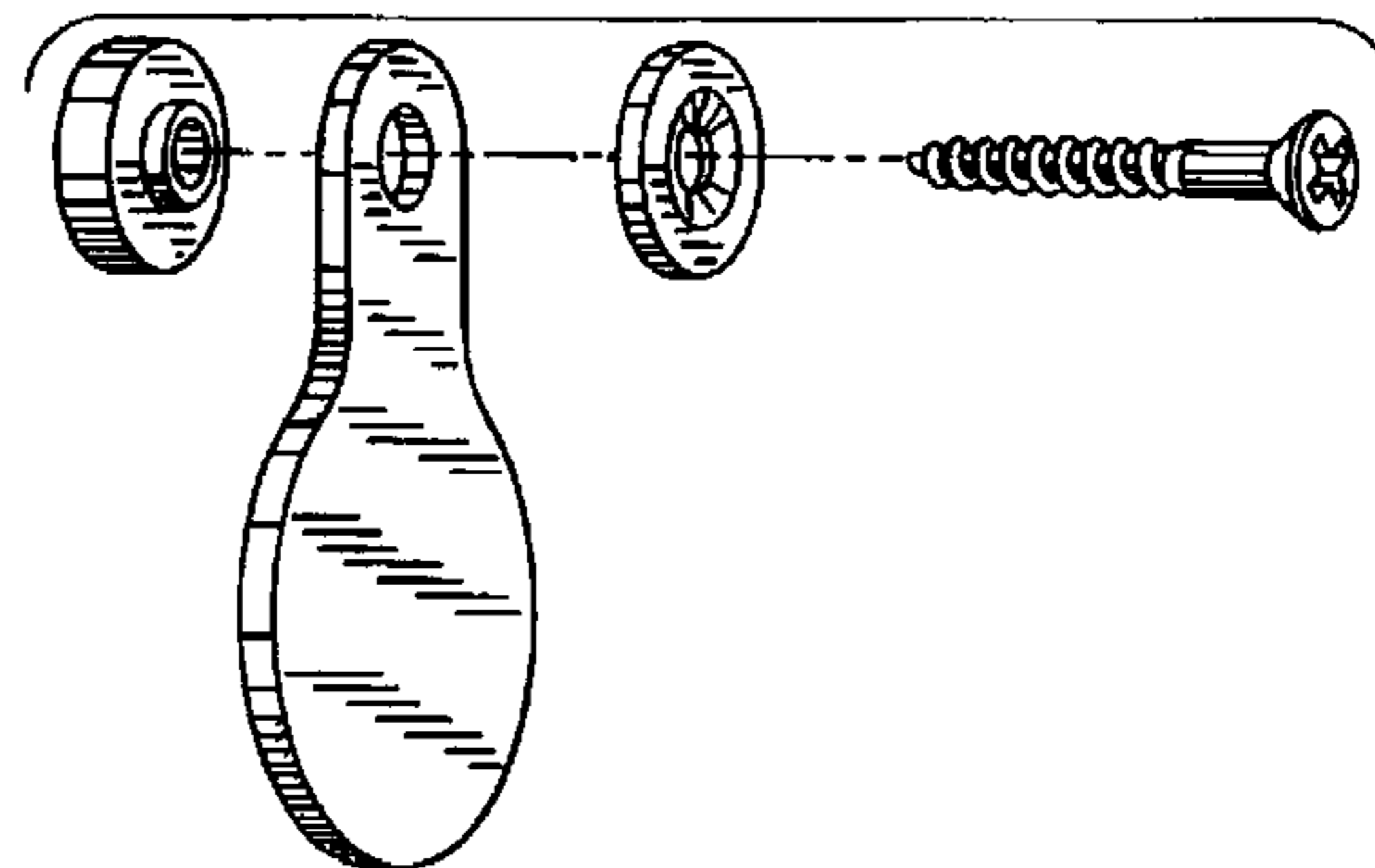
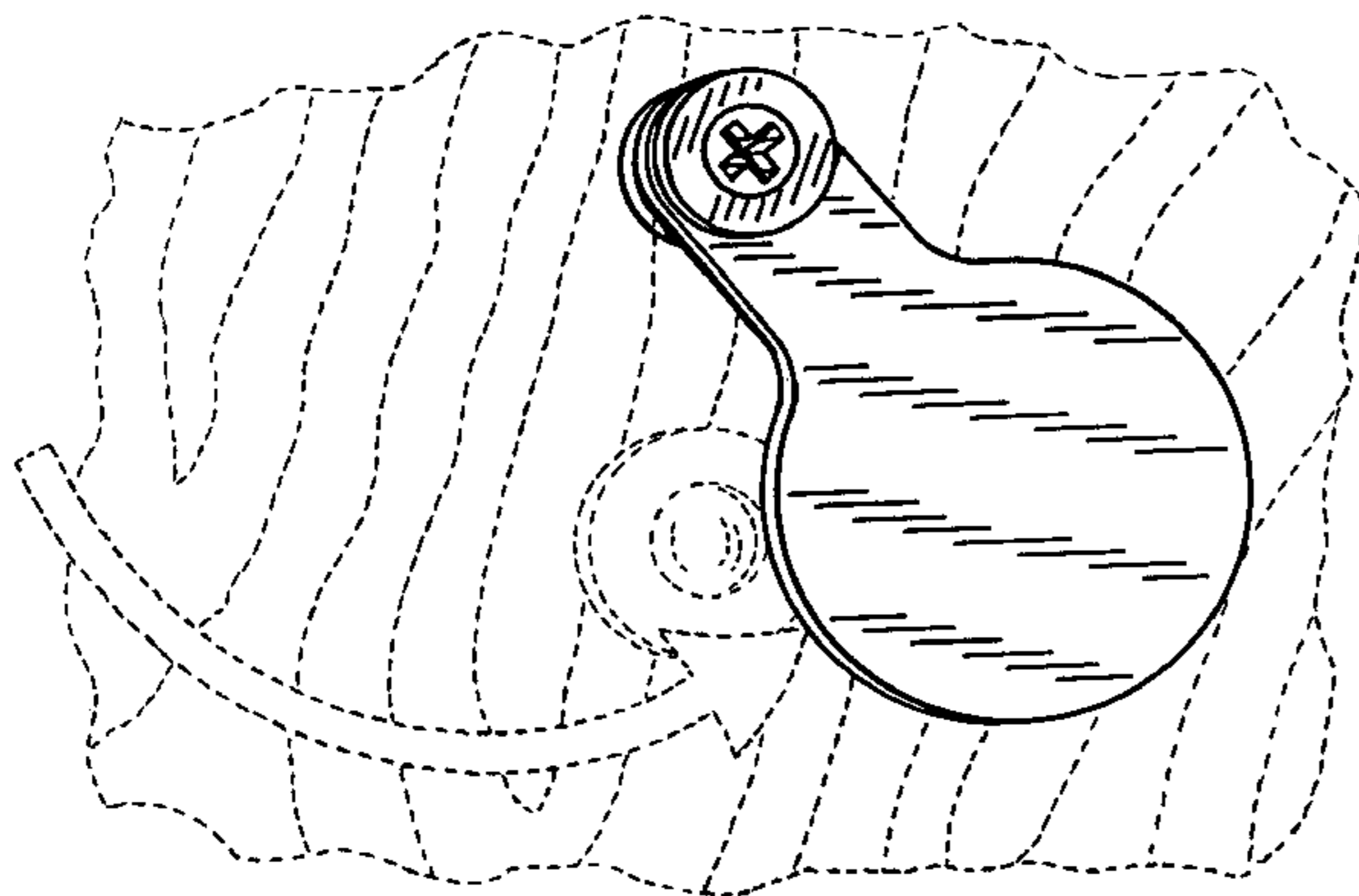
(57) **CLAIM**

The ornamental design for a peep hole cover, as shown and described.

DESCRIPTION

FIG. 1 is a perspective view of a peep hole cover of my invention in use, on a door shown in phantom;
 FIG. 2 is a side view of a peep hole cover of my invention, in use on a door shown in phantom;
 FIG. 3 is a top plan view of a peep hole cover of my invention in use;
 FIG. 4 is a bottom plan view thereof, based on FIG. 1;
 FIG. 5 is a front plan view thereof, based on FIG. 1;
 FIG. 6 is a rear plan view thereof and a reverse view of FIG. 5;
 FIG. 7 is a side view thereof, based on FIG. 1;
 FIG. 8 is a side view thereof, and a reverse view of FIG. 7;
 FIG. 9 is a perspective, exploded view of a peep hole cover of my invention;
 FIG. 10 is a front view of an elliptical peep hole cover of my invention, the only difference being the shape;
 FIG. 11 is a front view of an octagonal peep hole cover of my invention, the only difference being the shape;
 FIG. 12 is a front view of a diamond peep hole cover of my invention, the only difference being the shape;
 FIG. 13 is a front view of a square peep hole cover of my invention, the only difference being the shape; and,
 FIG. 14 is a front view of a triangular peep hole cover of my invention, the only difference being the shape.
 The broken lines form no part of the claimed design.

1 Claim, 5 Drawing Sheets



(56)

References Cited

U.S. PATENT DOCUMENTS

D150,102 S * 6/1948 Weinstein D16/136
2,522,897 A * 9/1950 Rotter 220/264
2,632,252 A * 3/1953 Blais, Sr. 359/511
2,675,910 A * 4/1954 Rasmussen et al. 206/19
2,702,468 A * 2/1955 Spain 70/455

3,180,473 A * 4/1965 Garvey 194/351
3,343,384 A * 9/1967 Barr 70/159
3,564,744 A * 2/1971 Shook 40/594
4,581,834 A * 4/1986 Zatkos et al. 40/301
4,809,320 A * 2/1989 Hawkins et al. 379/167.05
4,909,617 A * 3/1990 Boyd 359/511
5,667,515 A * 9/1997 Chu 606/116

* cited by examiner

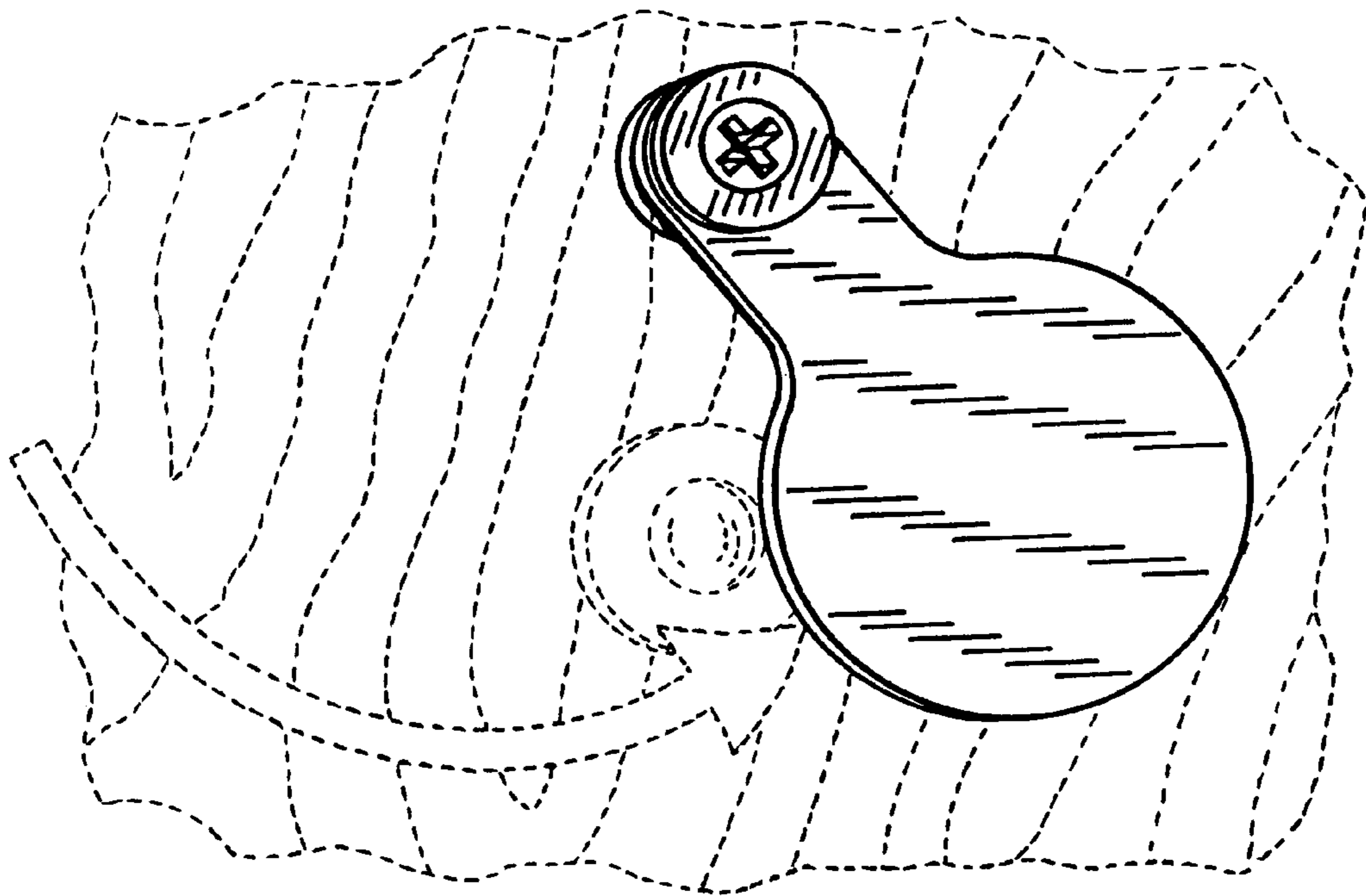


FIG. 1.

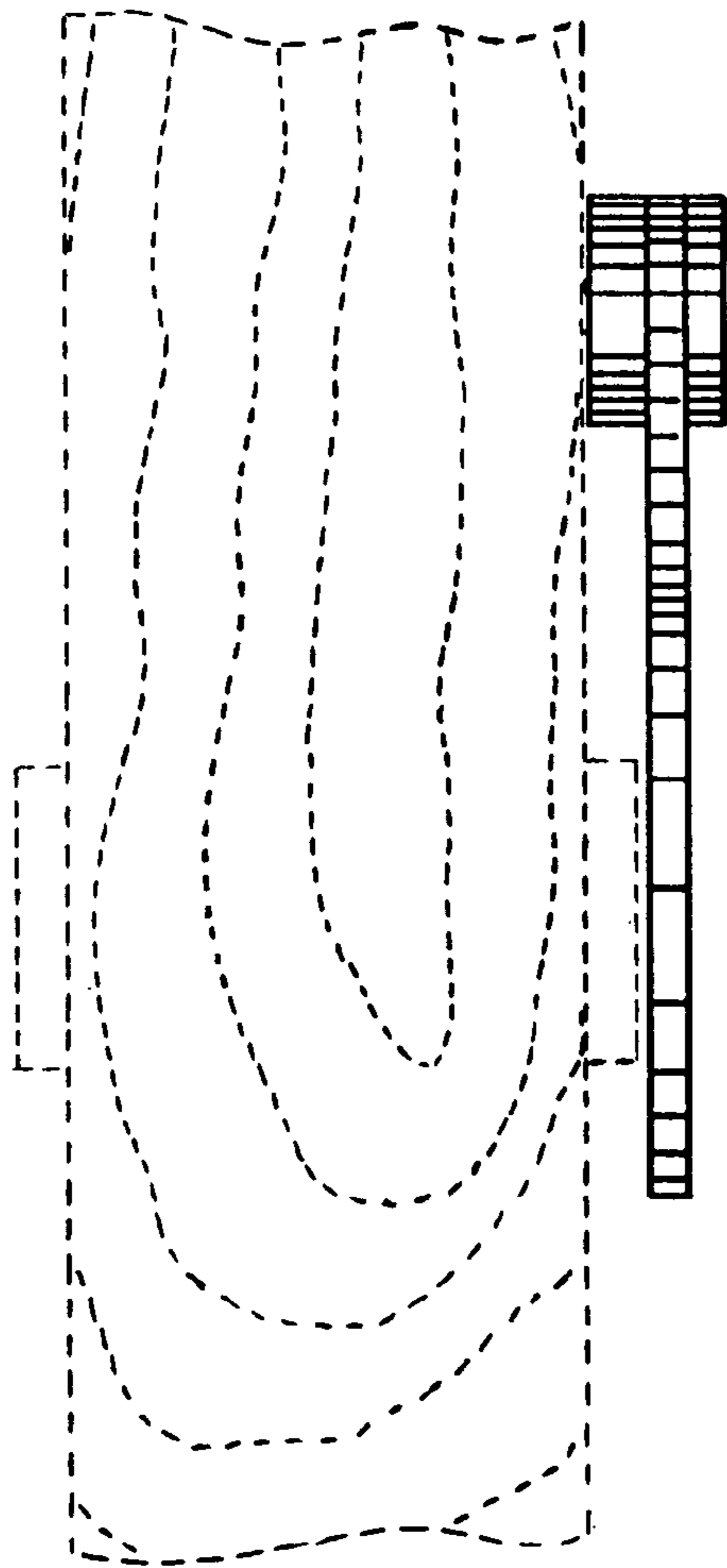


FIG. 2.




FIG. 3.




FIG. 4.

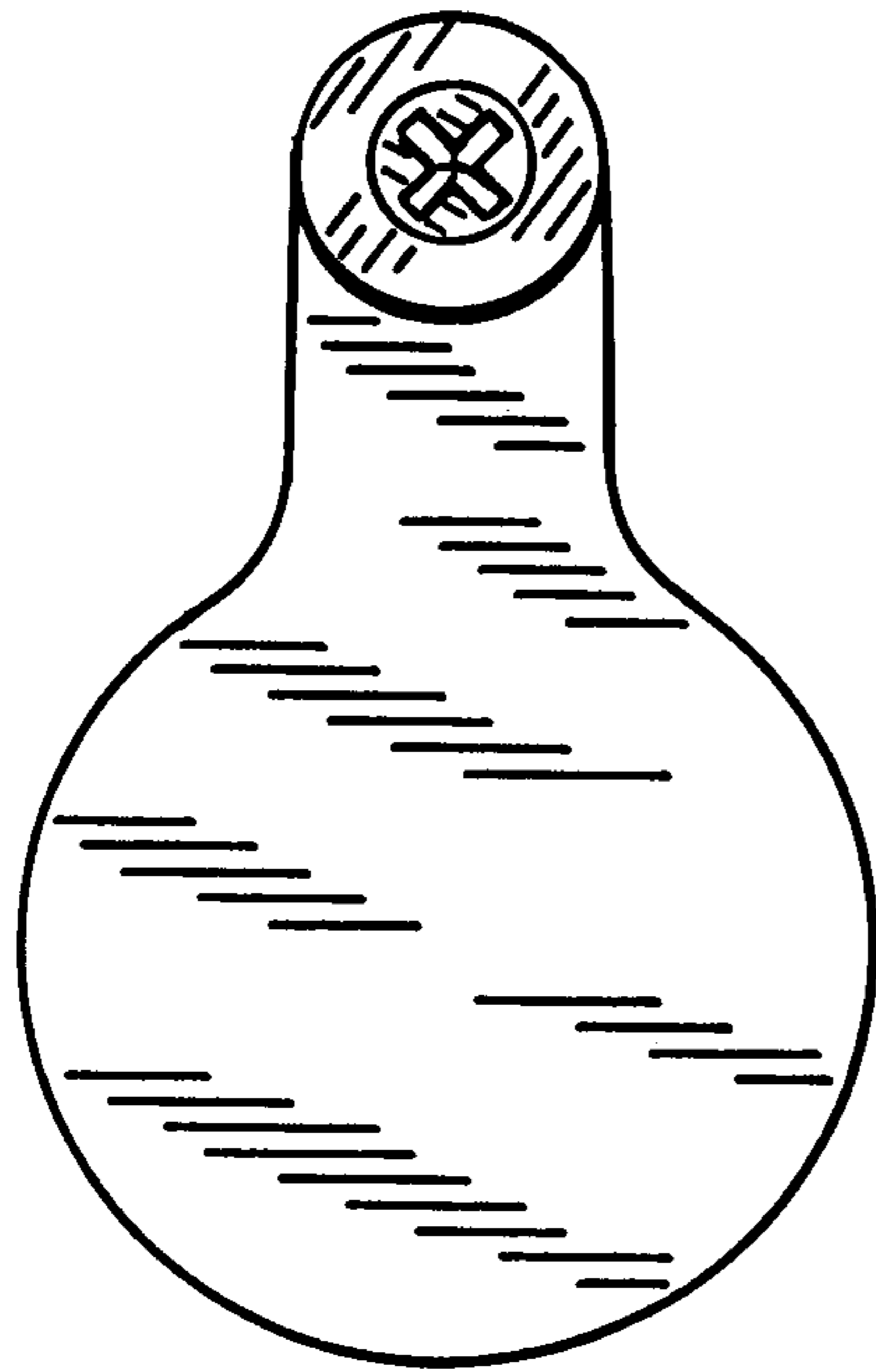


Fig. 5.

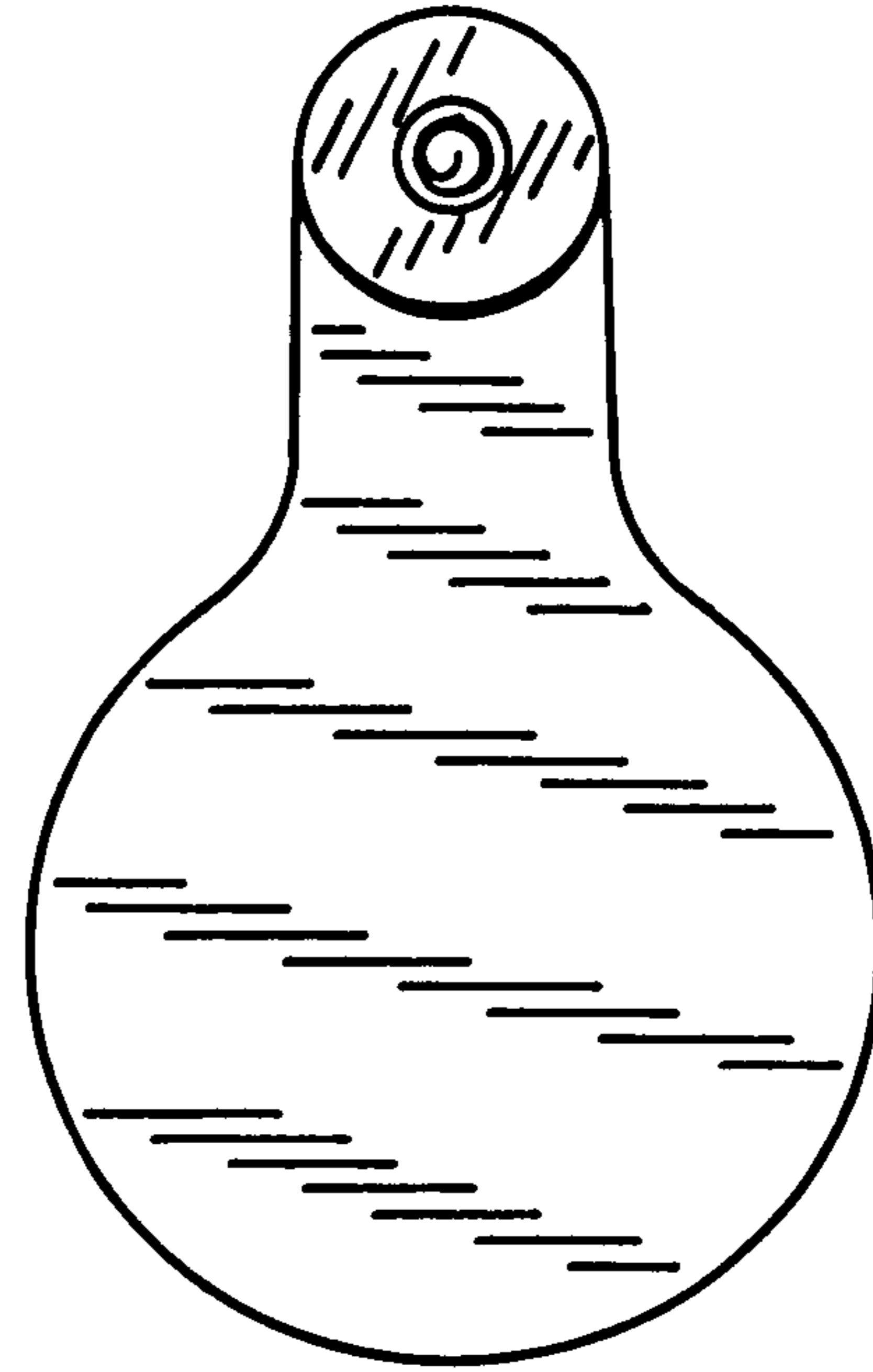


Fig. 6.




Fig. 7.

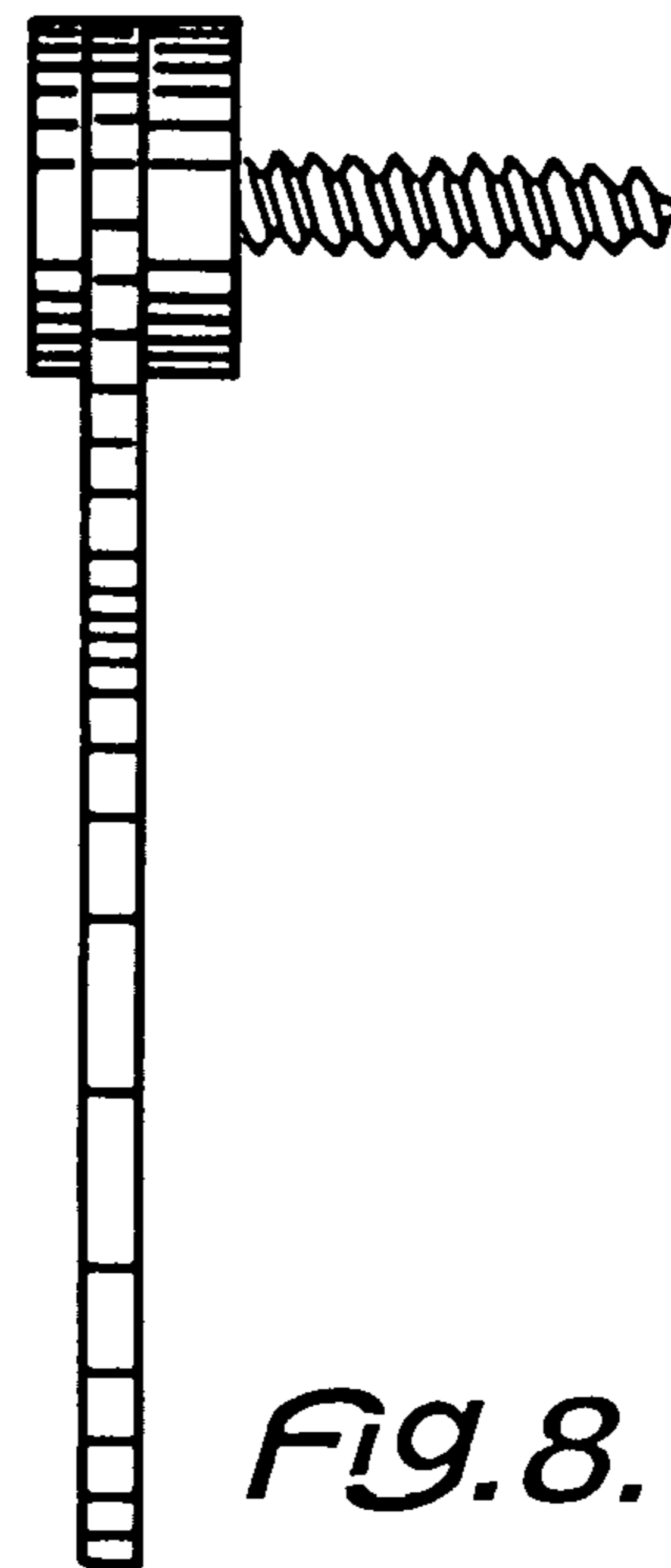


Fig. 8.

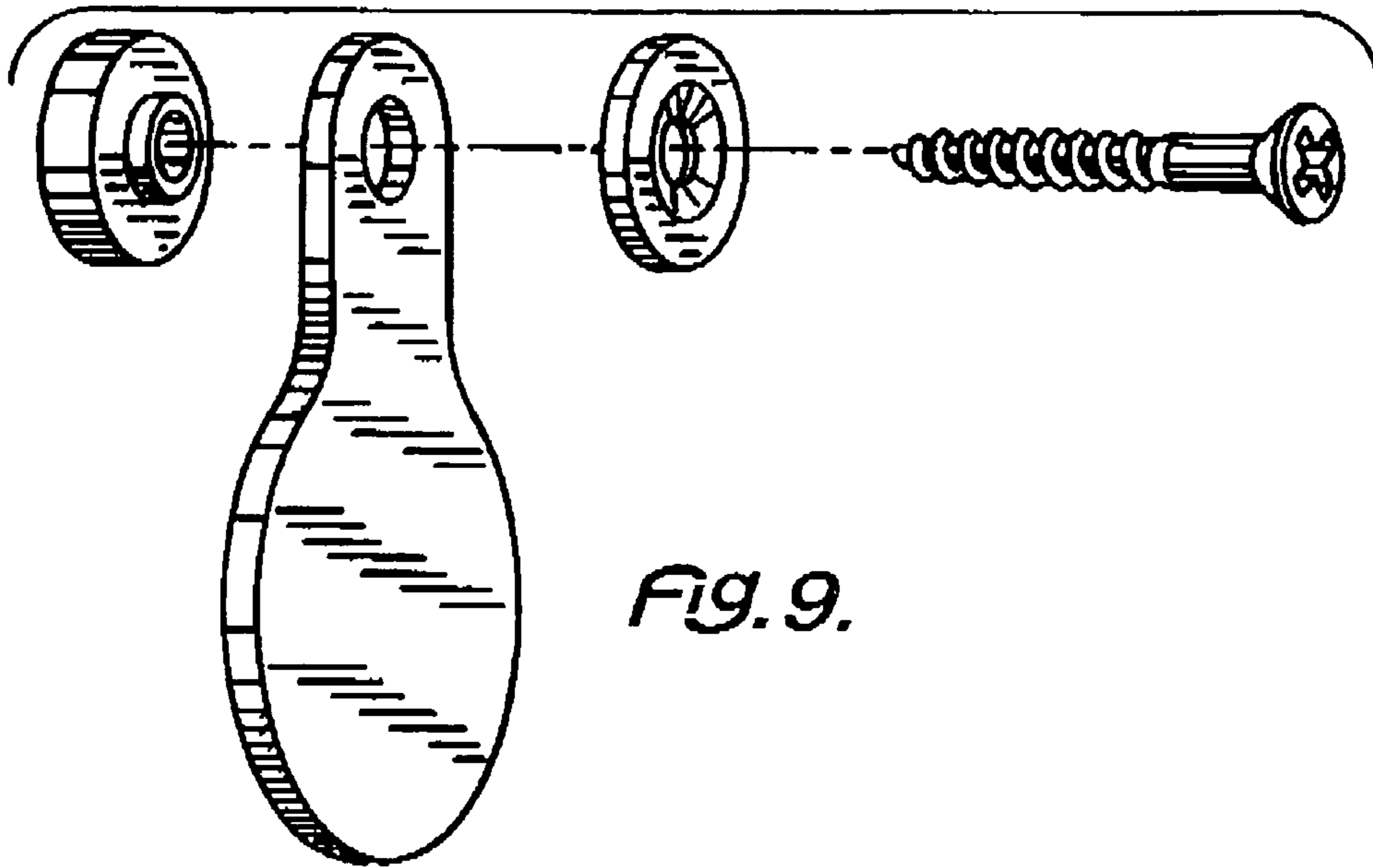


FIG. 9.

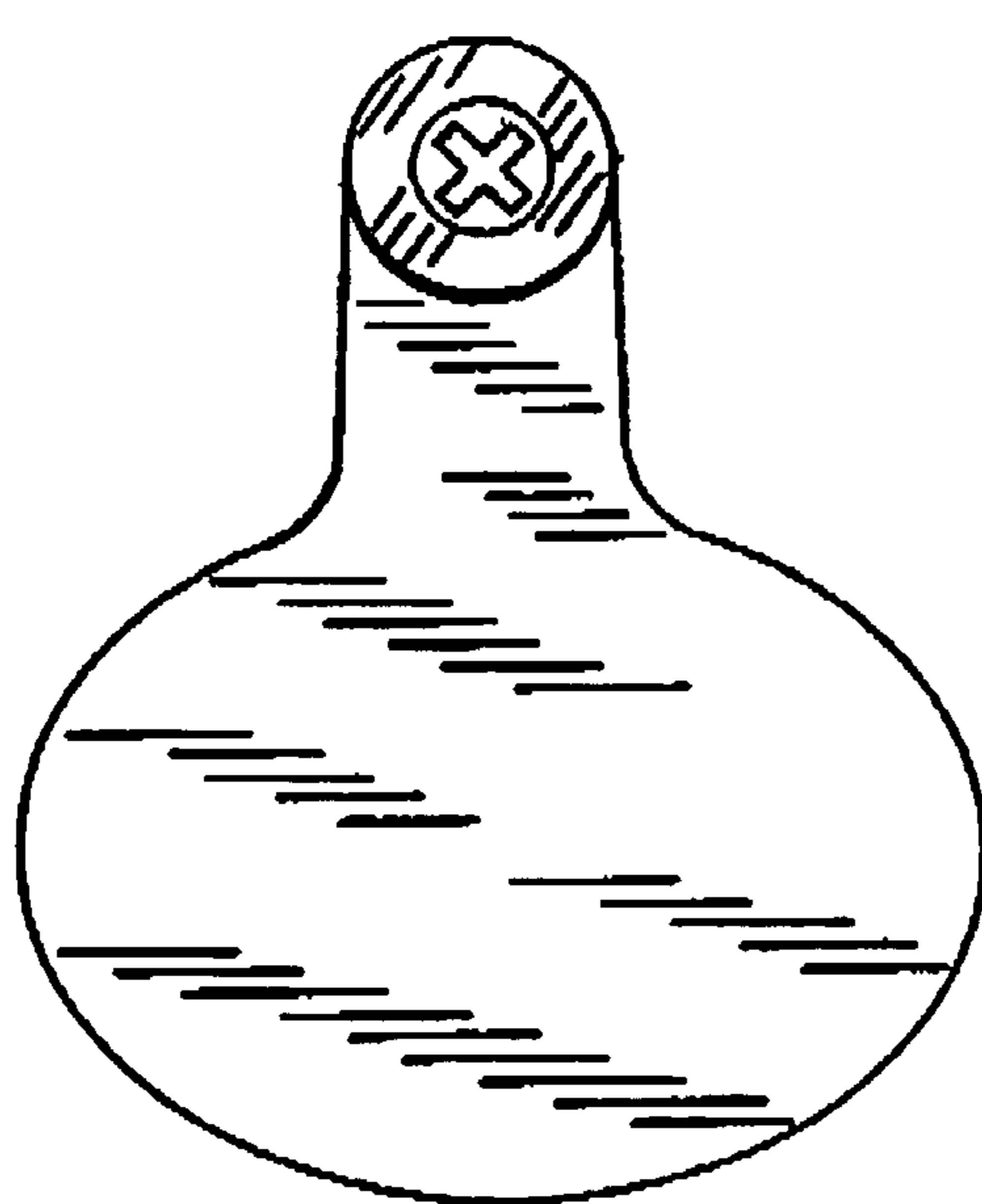


FIG. 10.




FIG. 11.




FIG. 12.




FIG. 13.




FIG. 14.