



US00D712916S

(12) **United States Design Patent**  
**Lee et al.**

(10) **Patent No.:** **US D712,916 S**  
(45) **Date of Patent:** **\*\* Sep. 9, 2014**

(54) **DISPLAY OF MOBILE PHONE WITH  
TRANSITIONAL GRAPHICAL USER  
INTERFACE**

D565,579 S \* 4/2008 Gunn et al. .... D14/485  
D567,249 S \* 4/2008 Gunn et al. .... D14/485  
D574,389 S \* 8/2008 Armendariz et al. .... D14/486

(Continued)

(71) Applicant: **LG Electronics Inc.**, Seoul (KR)

*Primary Examiner* — Karen E Kearney

(72) Inventors: **Kunho Lee**, Seoul (KR); **Seungeun Lee**,  
Seoul (KR); **Insu Hwang**, Seoul (KR);  
**Kwonhan Bae**, Seoul (KR)

(74) *Attorney, Agent, or Firm* — Birch, Stewart, Kolasch &  
Birch, LLP

(73) Assignee: **LG Electronics Inc.**, Seoul (KR)

(57) **CLAIM**

The ornamental design for a display of mobile phone with  
transitional graphical user interface, as shown and described.

(\*\*) Term: **14 Years**

**DESCRIPTION**

(21) Appl. No.: **29/447,754**

FIG. 1 is a front view of a first image in a sequence for a  
display of mobile phone with transitional graphical user inter-  
face.

(22) Filed: **Mar. 6, 2013**

FIG. 2 is a front view of a second image thereof;

(30) **Foreign Application Priority Data**

Sep. 7, 2012 (KR) ..... 30-2012-0043269

FIG. 3 is a front view of a third image thereof;

(51) **LOC (10) Cl.** ..... **14-04**

FIG. 4 is a front view of a fourth image thereof;

(52) **U.S. Cl.**

USPC ..... **D14/486**

FIG. 5 is a front view of a fifth image thereof;

(58) **Field of Classification Search**

CPC ..... G06F 3/04812; G06F 3/04883

USPC ..... D14/485-489, 492; 715/825, 861, 977

See application file for complete search history.

FIG. 6 is a front view of a sixth image thereof;

FIG. 7 is a front view of a seventh image thereof;

FIG. 8 is a front view of an eighth image thereof;

FIG. 9 is a front view of a ninth image thereof;

FIG. 10 is a front view of a tenth image thereof;

FIG. 11 is a front view of an eleventh image thereof; and,

FIG. 12 is a front view of a twelfth image.

The appearance of the transitional image sequentially transi-  
tions between the images shown in FIGS. 1-12. The process  
or period in which one image transitions to another image  
forms no part of the claimed design.

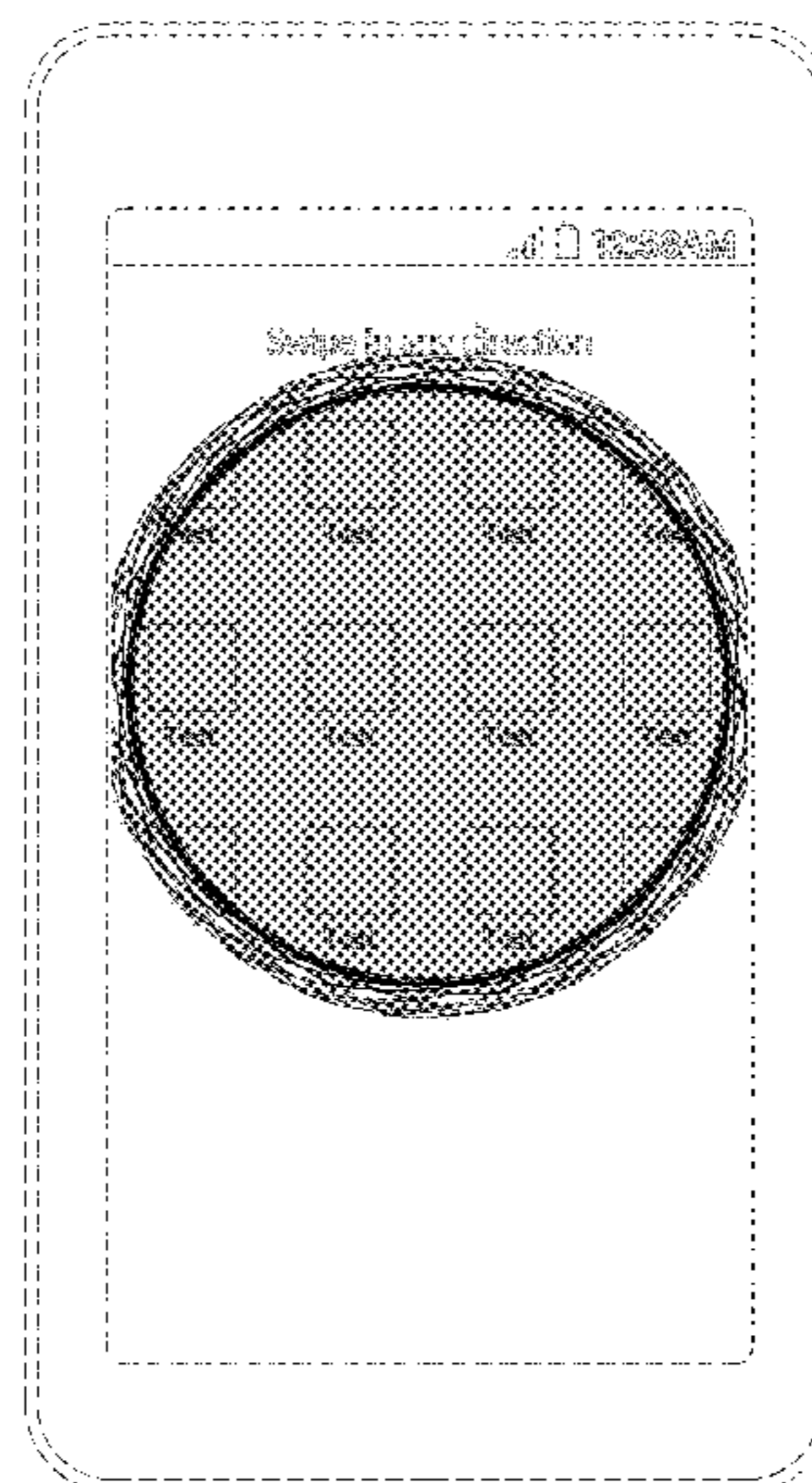

(56) **References Cited**

U.S. PATENT DOCUMENTS

5,784,056 A \* 7/1998 Nielsen ..... 715/856  
D402,645 S \* 12/1998 Garguilo ..... D14/492  
6,597,383 B1 \* 7/2003 Saito ..... 715/860  
D540,340 S \* 4/2007 Cummins ..... D14/486  
D544,492 S \* 6/2007 Rimasa-Ribikauskas  
et al. .... D14/485

The broken line showings of the display, mobile phone, and  
portions of the graphical user interface are included for the  
purpose of illustrating environmental structure and form no  
part of the claimed design.

**1 Claim, 12 Drawing Sheets**



(56)

**References Cited**

U.S. PATENT DOCUMENTS

D582,934 S *	12/2008	Byeon .....	D14/486	D687,047 S *	7/2013	Hales et al. ....	D14/485
D598,460 S *	8/2009	Hirsch et al. ....	D14/485	D687,058 S *	7/2013	Corcoran et al. ....	D14/488
D608,368 S *	1/2010	Bamford .....	D14/486	D687,059 S *	7/2013	Bruck et al. ....	D14/488
D626,131 S *	10/2010	Kruzeniski et al. ....	D14/485	D691,171 S *	10/2013	Brinda et al. ....	D14/488
D637,604 S *	5/2011	Brinda .....	D14/488	8,566,722 B2 *	10/2013	Gordon et al. ....	715/721
D649,155 S *	11/2011	van Os .....	D14/488	D692,915 S *	11/2013	Brinda et al. ....	D14/488
D650,793 S *	12/2011	Impas et al. ....	D14/489	8,635,545 B2 *	1/2014	Kim et al. ....	715/764
D665,421 S *	8/2012	Morrow et al. ....	D14/492	D699,745 S *	2/2014	Pearson et al. ....	D14/488
D665,422 S *	8/2012	Morrow et al. ....	D14/492	D703,693 S *	4/2014	Brinda et al. ....	D14/488
D667,423 S *	9/2012	Nagamine .....	D14/488	2009/0295753 A1 *	12/2009	King et al. ....	345/174
8,472,671 B2 *	6/2013	Kubota .....	382/103	2012/0151415 A1 *	6/2012	Park et al. ....	715/835
				2012/0236037 A1 *	9/2012	Lessing et al. ....	345/661
				2013/0063380 A1 *	3/2013	Wang et al. ....	345/173

\* cited by examiner

FIG. 1




FIG. 2

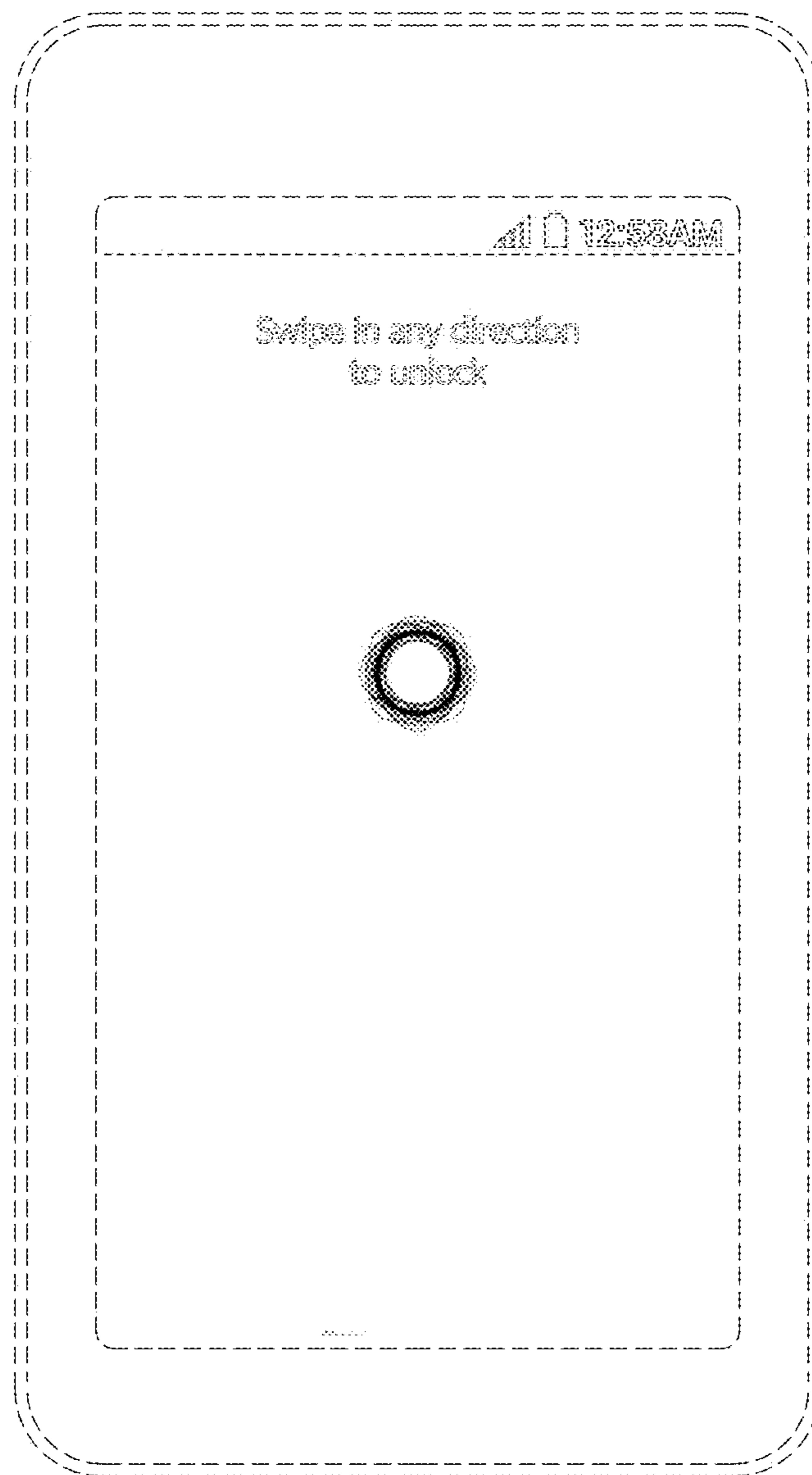


FIG. 3




FIG. 4




FIG. 5

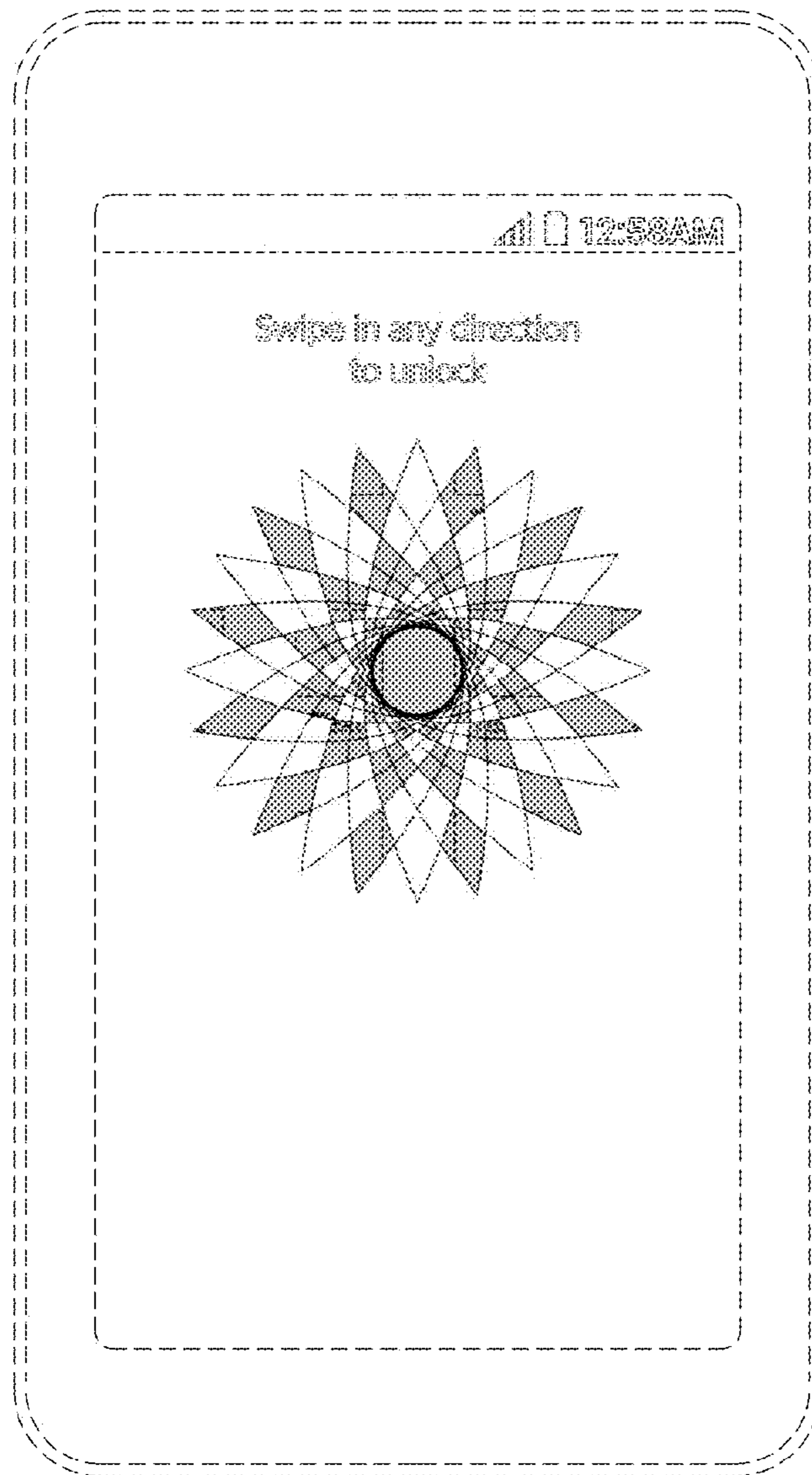


FIG. 6

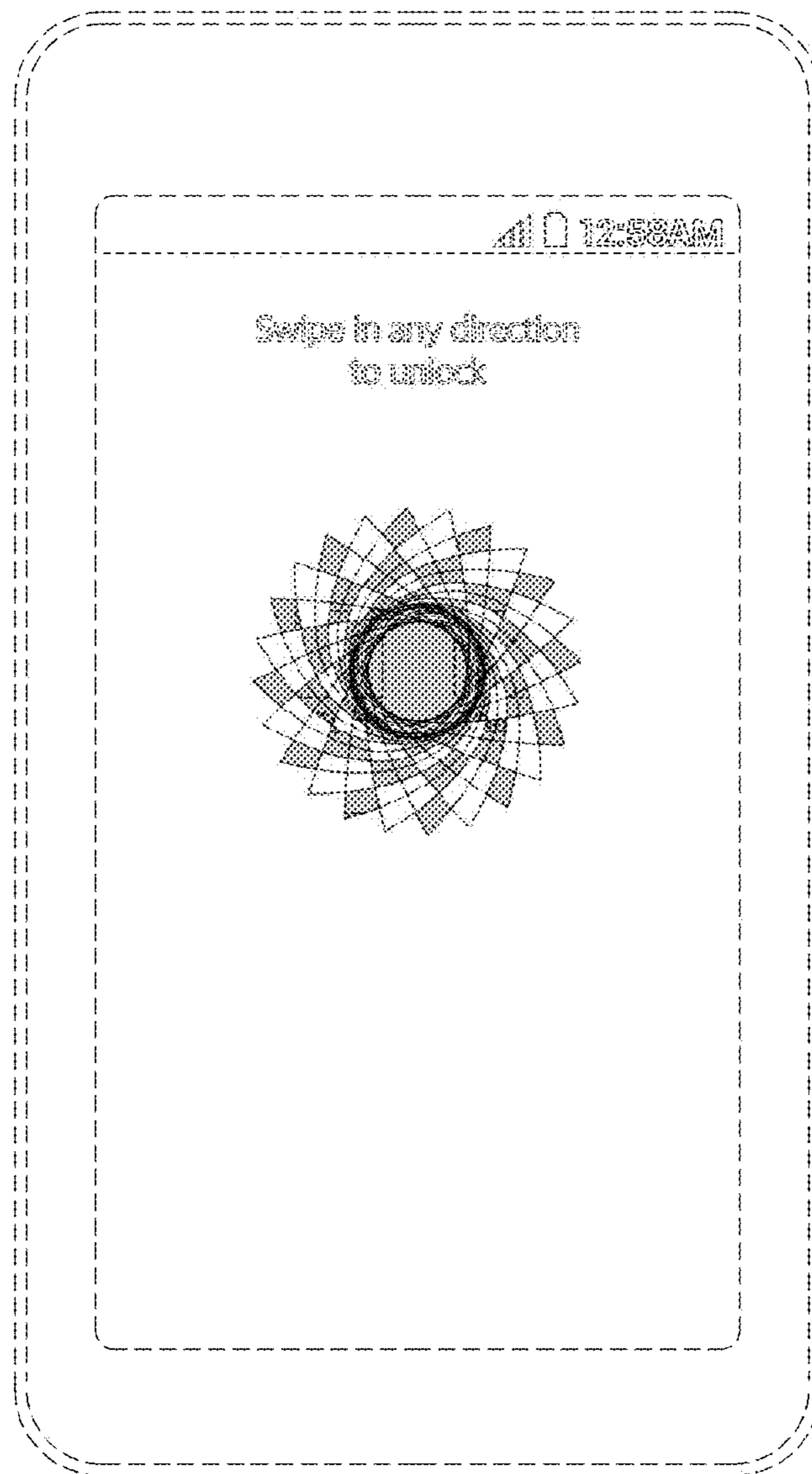




FIG. 7

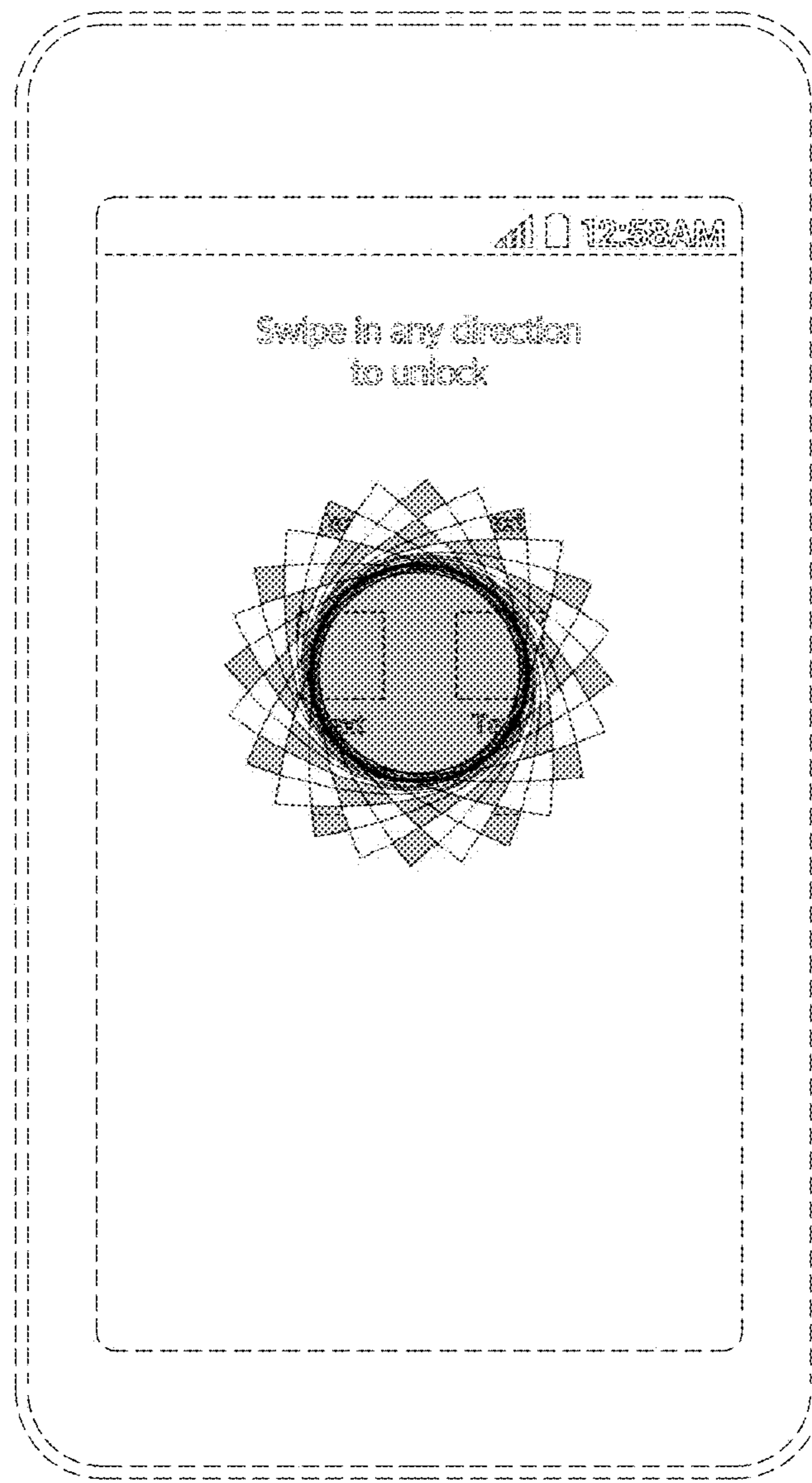


FIG. 8

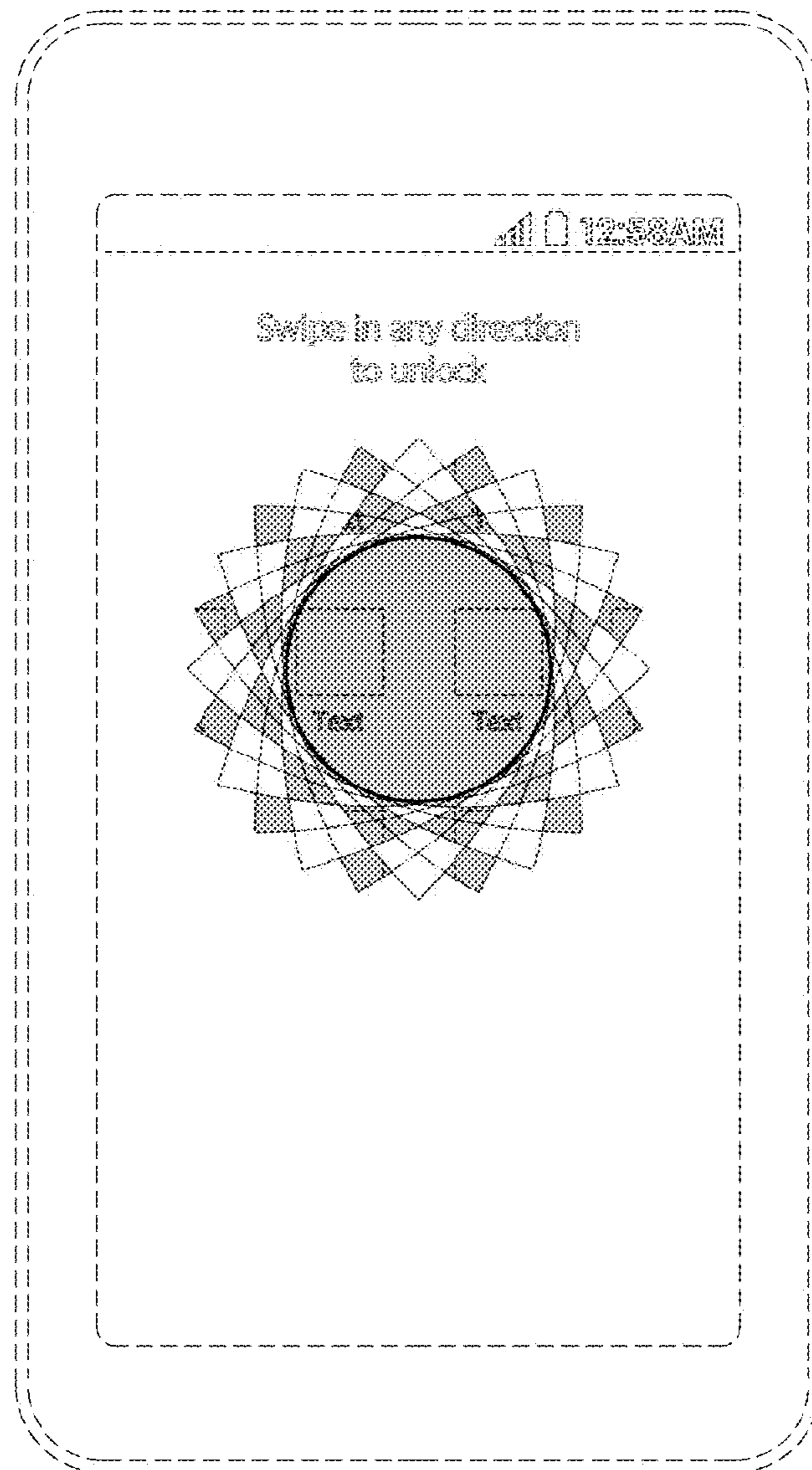


FIG. 9

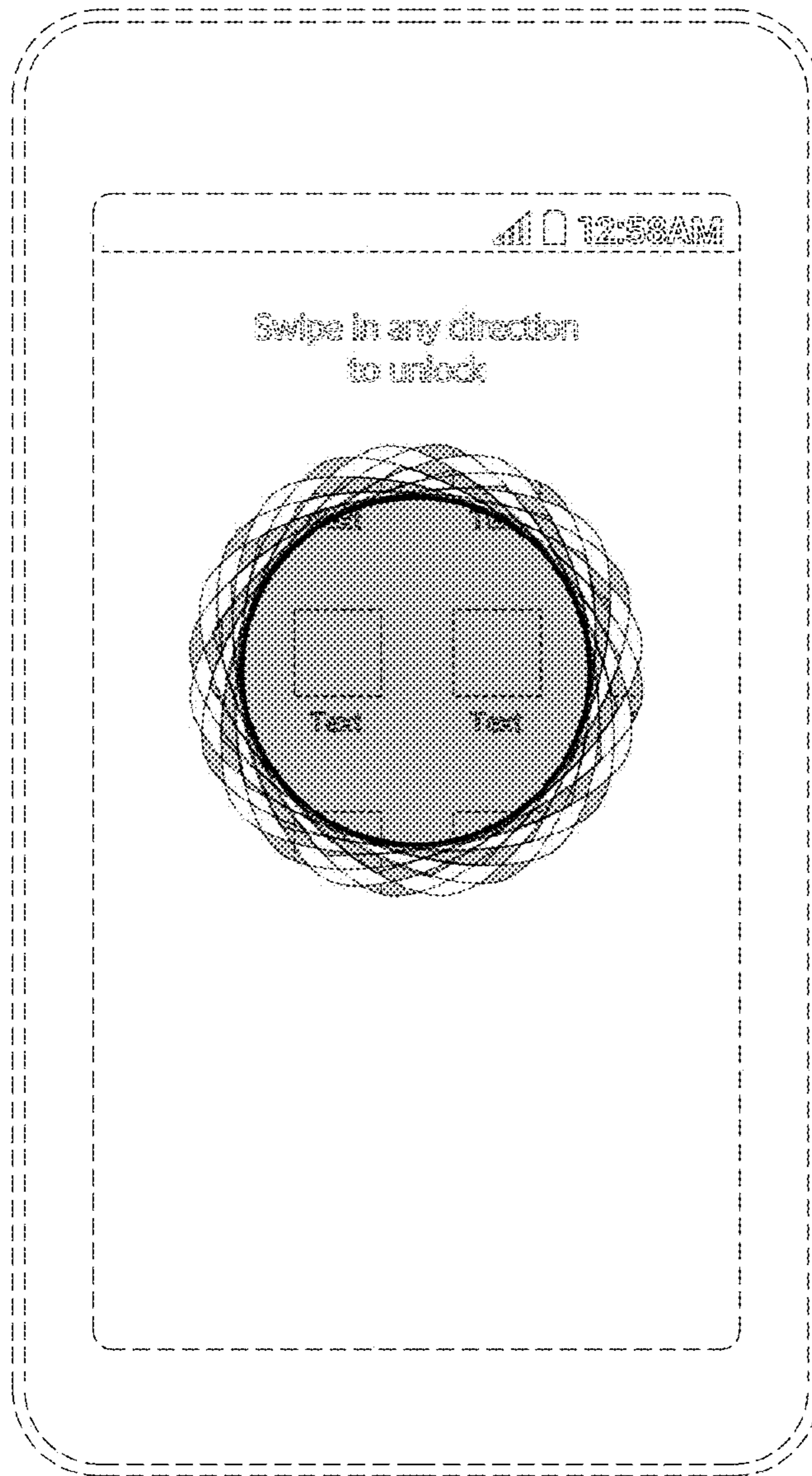


FIG. 10

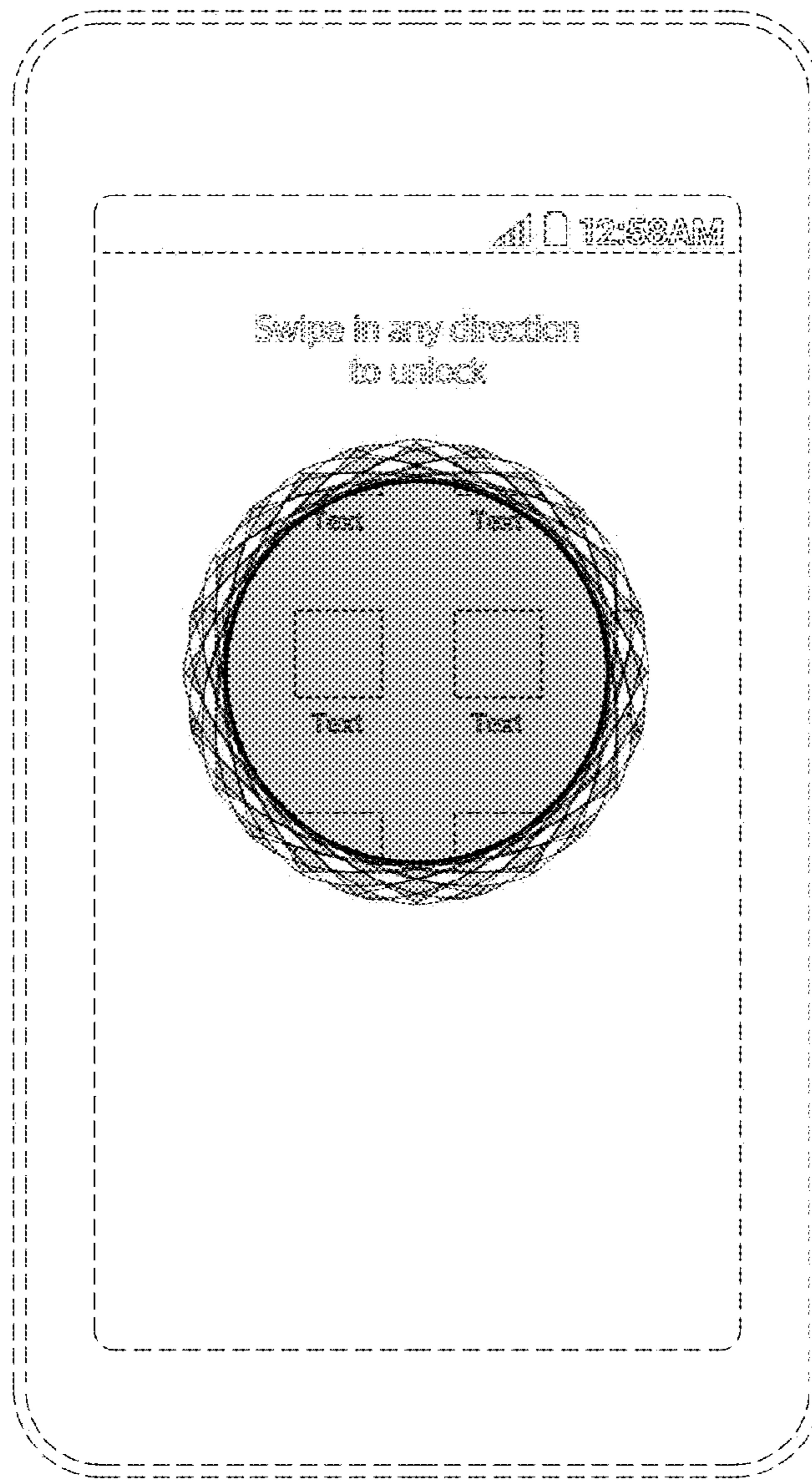


FIG. 11

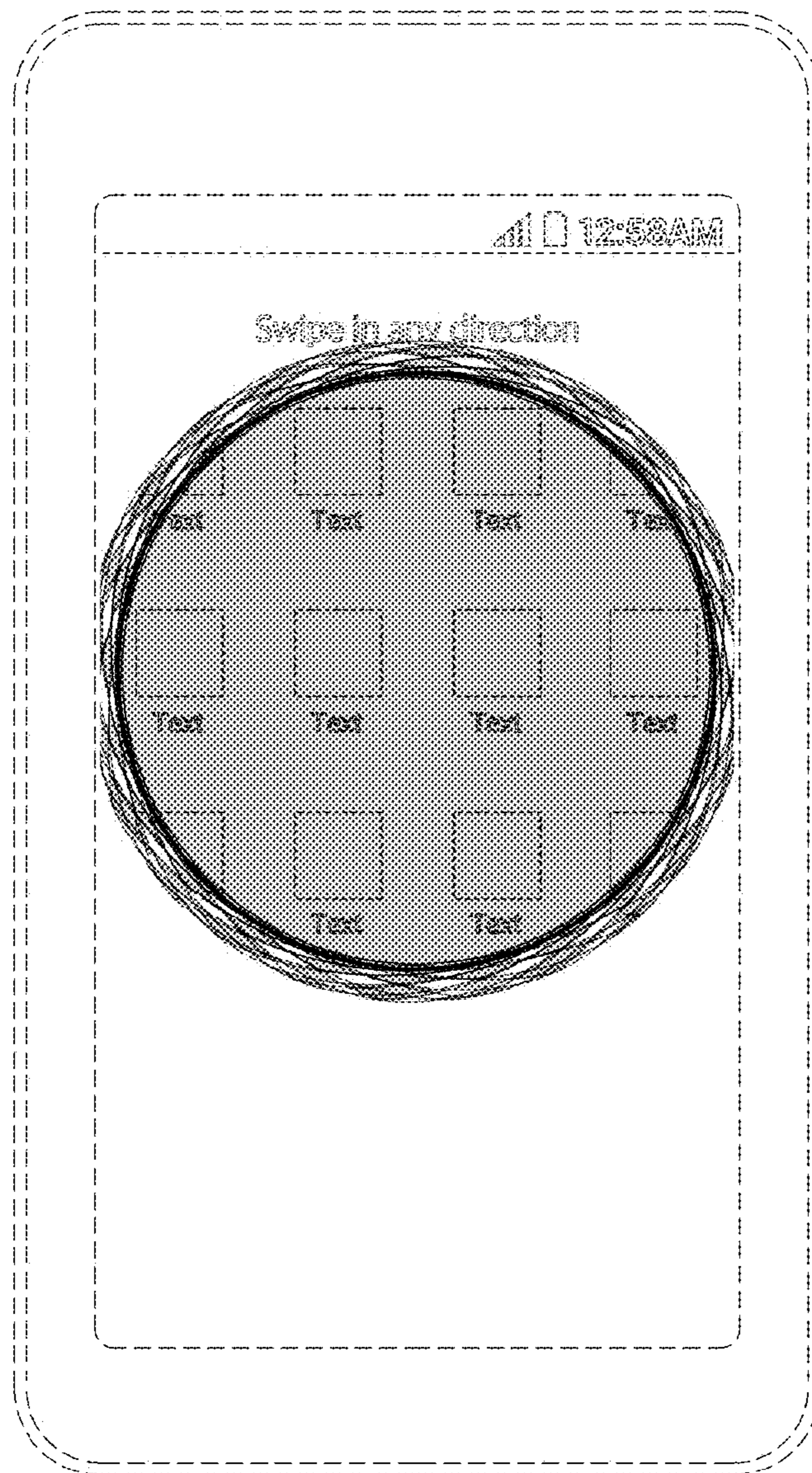


FIG. 12

