



US00D712914S

(12) **United States Design Patent**
Lee et al.

(10) **Patent No.:** **US D712,914 S**
(45) **Date of Patent:** **** Sep. 9, 2014**

(54) **DISPLAY OF MOBILE PHONE WITH
TRANSITIONAL GRAPHICAL USER
INTERFACE**

6,597,383 B1 * 7/2003 Saito 715/860
D540,340 S * 4/2007 Cummins D14/486
D544,492 S * 6/2007 Rimas-Ribikauskas
et al. D14/485

(71) Applicant: **LG Electronics Inc.**, Seoul (KR)

(Continued)

(72) Inventors: **Kunho Lee**, Seoul (KR); **Hana Jeong**,
Incheon (KR); **Younghoon Kim**, Seoul
(KR); **Kwanju Jung**, Seoul (KR)

Primary Examiner — Karen E Kearney

(74) *Attorney, Agent, or Firm* — Birch, Stewart, Kolasch &
Birch, LLP

(73) Assignee: **LG Electronics Inc.**, Seoul (KR)

(57) **CLAIM**

The ornamental design for a display of mobile phone with
transitional graphical user interface, as shown and described.

(**) Term: **14 Years**

DESCRIPTION

(21) Appl. No.: **29/447,738**

FIG. 1 is a front view of a first image in a sequence for a
display of mobile phone with transitional graphical user inter-
face.

(22) Filed: **Mar. 6, 2013**

FIG. 2 is a front view of a second image thereof;

FIG. 3 is a front view of a third image thereof;

FIG. 4 is a front view of a fourth image thereof;

FIG. 5 is a front view of a fifth image thereof;

FIG. 6 is a front view of a sixth image thereof;

FIG. 7 is a front view of a seventh image thereof;

FIG. 8 is a front view of an eighth image thereof;

FIG. 9 is a front view of a ninth image thereof;

FIG. 10 is a front view of a tenth image thereof;

FIG. 11 is a front view of an eleventh image thereof;

FIG. 12 is a front view of a twelfth image thereof; and,

FIG. 13 is a front view of a thirteenth image thereof.

(30) **Foreign Application Priority Data**

Sep. 7, 2012 (KR) 30-2012-0043266

(51) **LOC (10) Cl.** **14-04**

(52) **U.S. Cl.**

USPC **D14/486**; D14/492

(58) **Field of Classification Search**

CPC G06F 3/04883; G06F 3/04812

USPC D14/485-489, 492; 715/825, 861, 977

See application file for complete search history.

The appearance of the transitional image sequentially transi-
tions between the images shown in FIGS. 1-13. The process
or period in which one image transitions to another image
forms no part of the claimed design.

The broken line showings of the display, mobile phone, and
portions of the graphical user interface are included for the
purpose of illustrating environmental structure and form no
part of the claimed design.


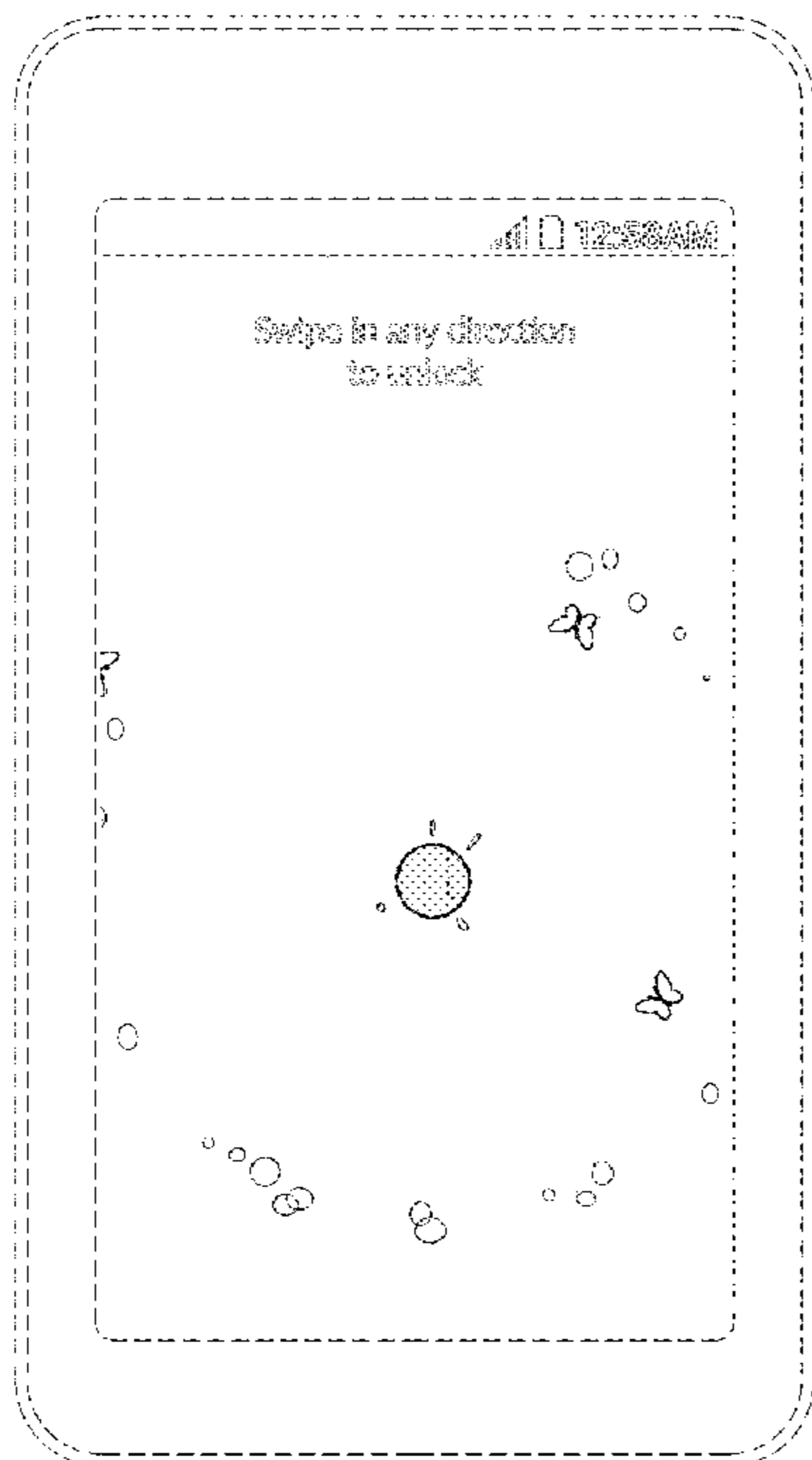
(56) **References Cited**

U.S. PATENT DOCUMENTS

5,784,056 A * 7/1998 Nielsen 715/856

D402,645 S * 12/1998 Garguilo D14/492

1 Claim, 13 Drawing Sheets



(56)

References Cited

U.S. PATENT DOCUMENTS

D565,579 S * 4/2008 Gunn et al. D14/485
 D567,249 S * 4/2008 Gunn et al. D14/485
 D574,389 S * 8/2008 Armendariz et al. D14/486
 D582,934 S * 12/2008 Byeon D14/486
 D598,460 S * 8/2009 Hirsch et al. D14/485
 7,605,796 B2 * 10/2009 Kaminaga 345/104
 D608,368 S * 1/2010 Bamford D14/486
 D626,131 S * 10/2010 Kruzeniski et al. D14/485
 D637,604 S * 5/2011 Brinda D14/488
 8,003,875 B2 * 8/2011 Wang et al. 84/615
 D649,155 S * 11/2011 van Os D14/488
 D650,793 S * 12/2011 Impas et al. D14/489
 D665,421 S * 8/2012 Morrow et al. D14/492
 D665,422 S * 8/2012 Morrow et al. D14/492

D667,422 S * 9/2012 Elliott D14/488
 D667,423 S * 9/2012 Nagamine D14/488
 D669,486 S * 10/2012 Garn et al. D14/485
 8,472,671 B2 * 6/2013 Kubota 382/103
 D687,047 S * 7/2013 Hales et al. D14/485
 D687,058 S * 7/2013 Corcoran et al. D14/488
 D687,059 S * 7/2013 Bruck et al. D14/488
 D691,171 S * 10/2013 Brinda et al. D14/488
 D692,915 S * 11/2013 Brinda et al. D14/488
 8,635,545 B2 * 1/2014 Kim et al. 715/764
 D699,745 S * 2/2014 Pearson et al. D14/488
 D703,693 S * 4/2014 Brinda et al. D14/488
 2008/0163056 A1 * 7/2008 Lamadon 715/716
 2010/0241979 A1 * 9/2010 Apted 715/765
 2012/0151415 A1 * 6/2012 Park et al. 715/835
 2013/0063380 A1 * 3/2013 Wang et al. 345/173

* cited by examiner

FIG. 1




FIG. 2

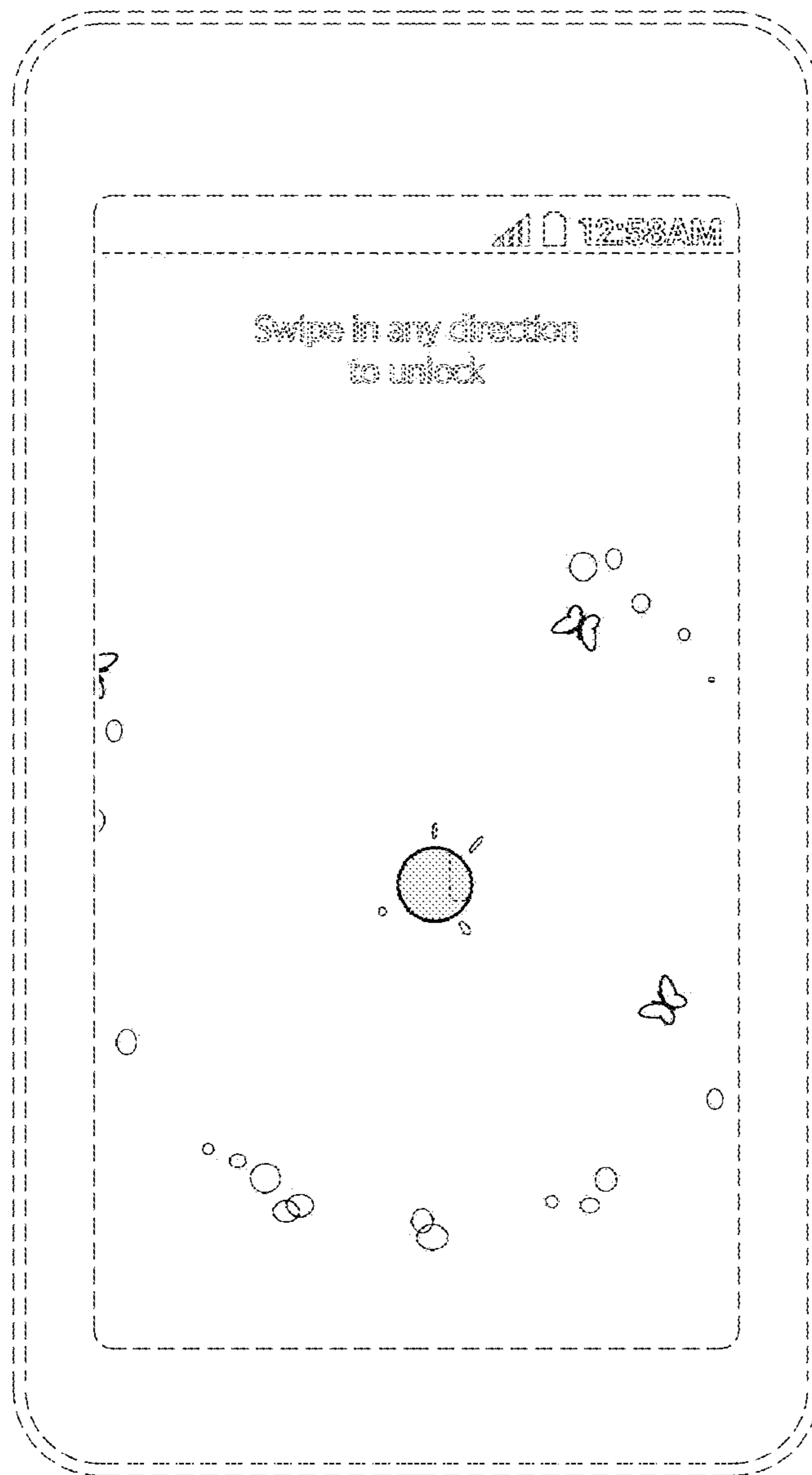


FIG. 3

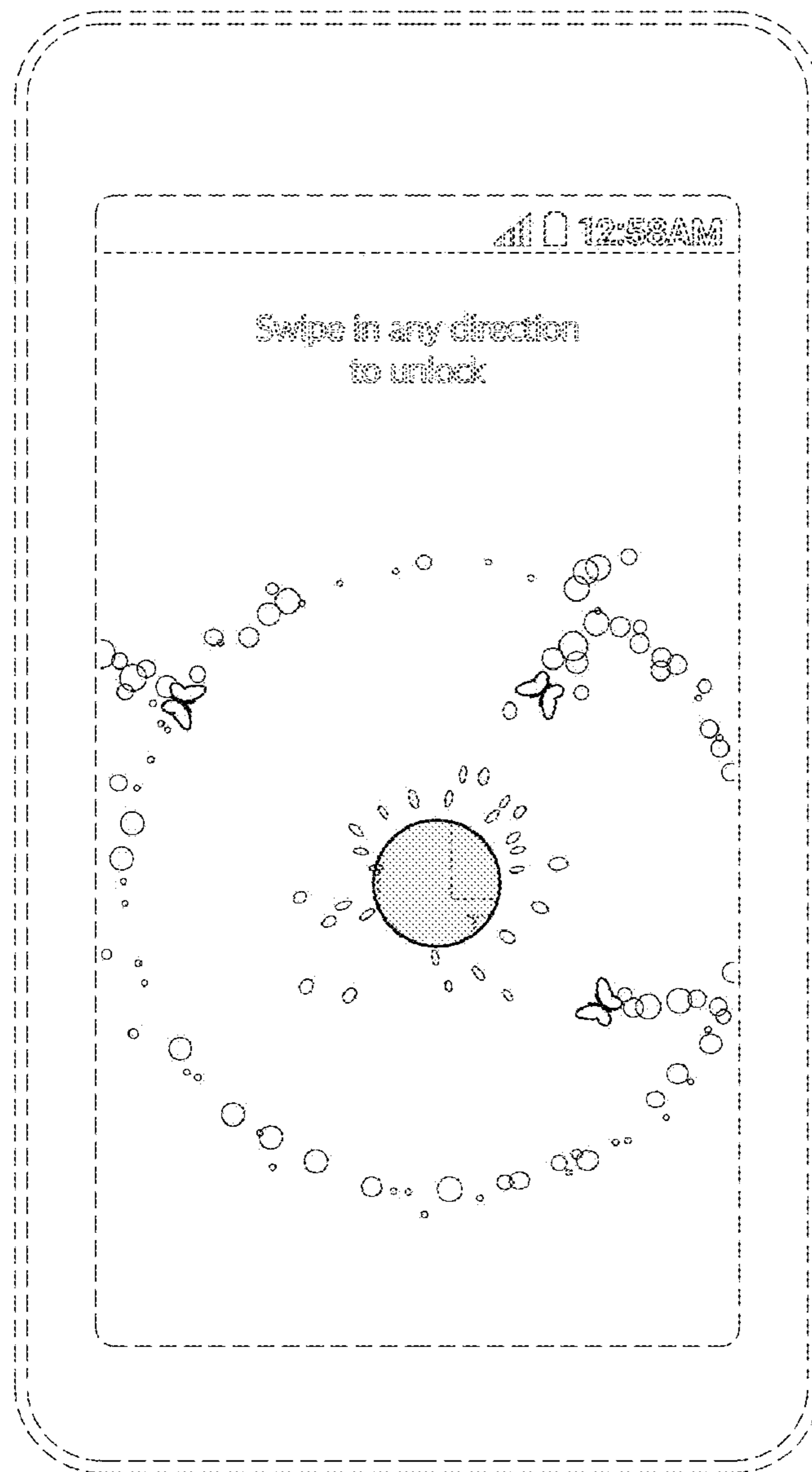


FIG. 4




FIG. 5

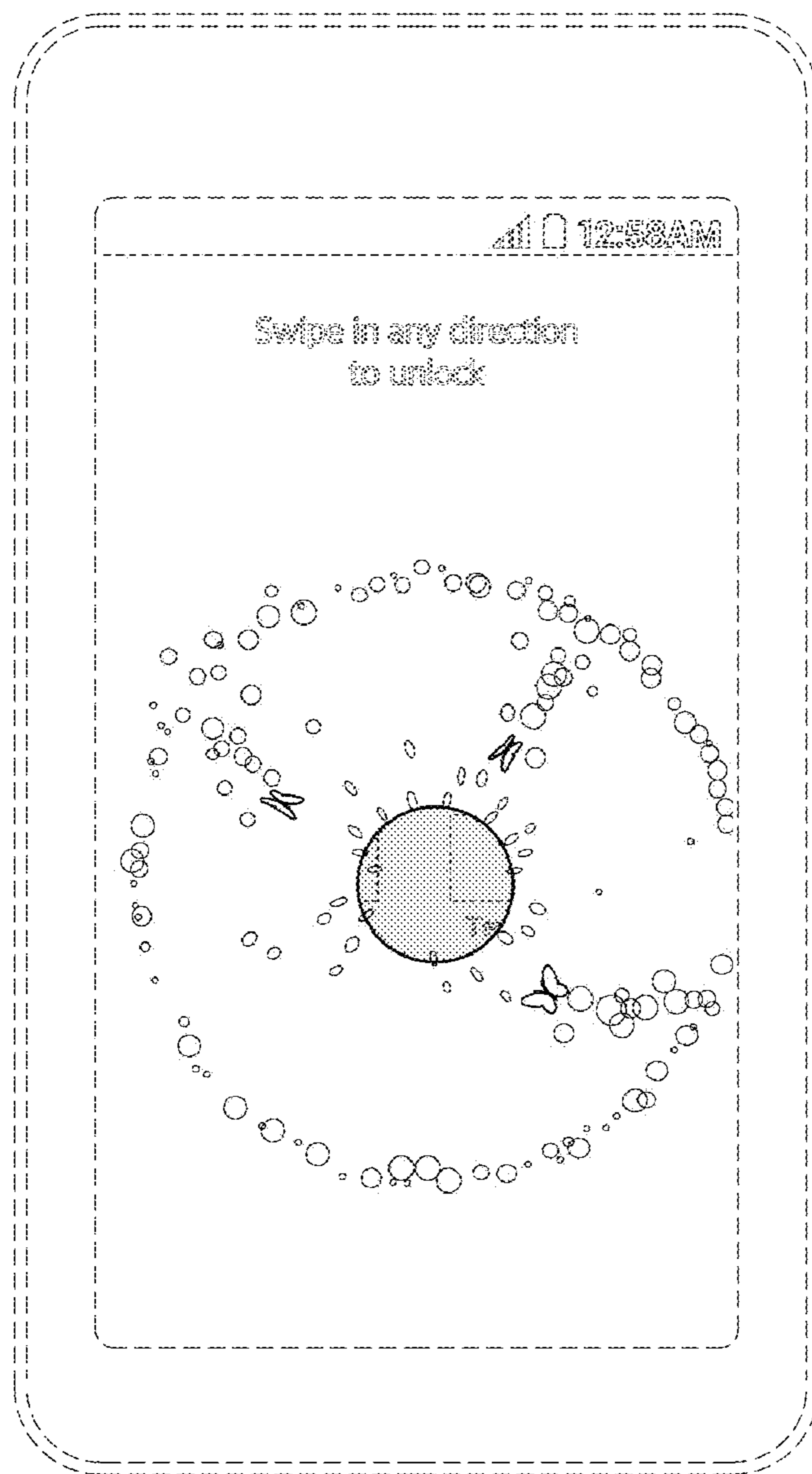


FIG. 6

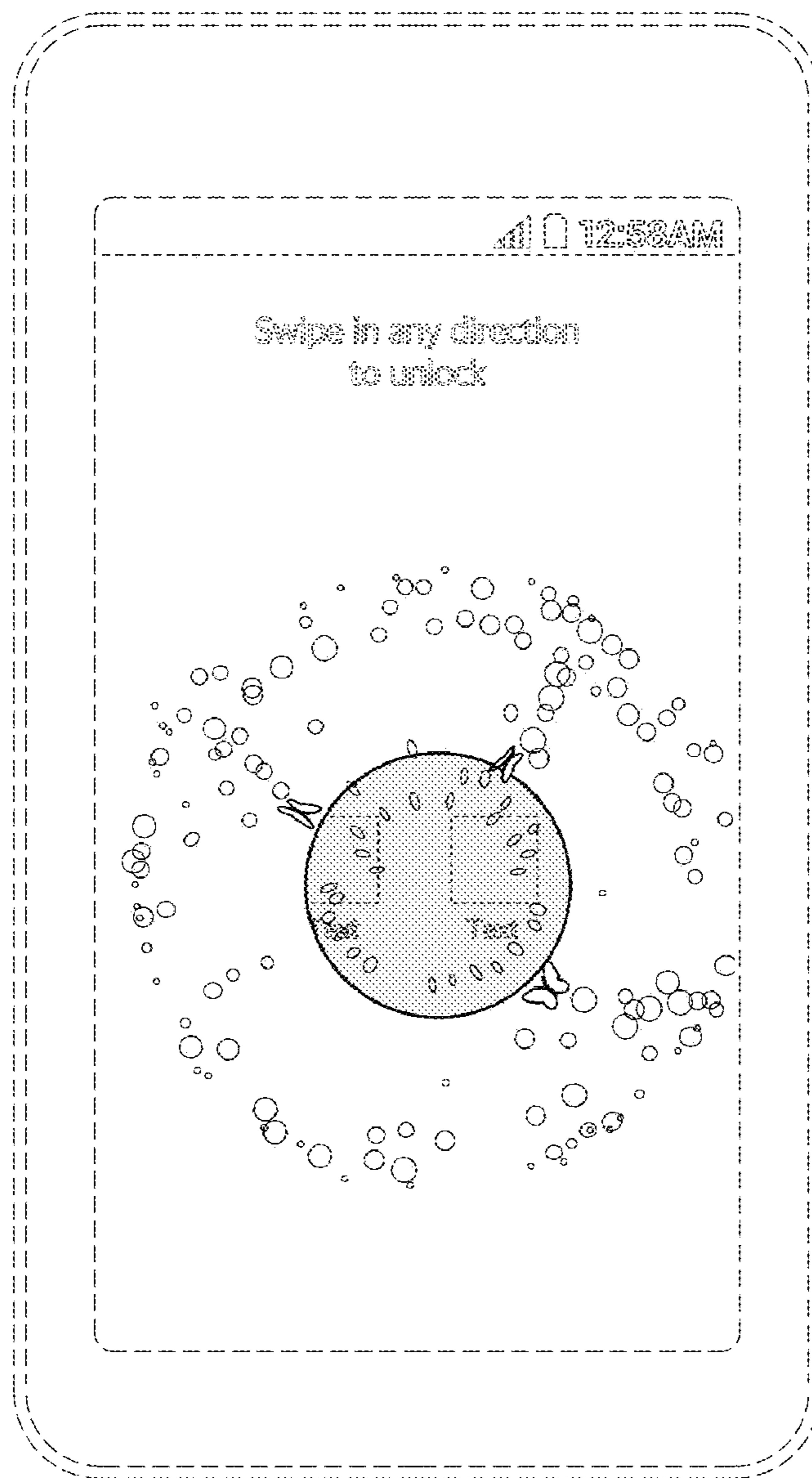


FIG. 7

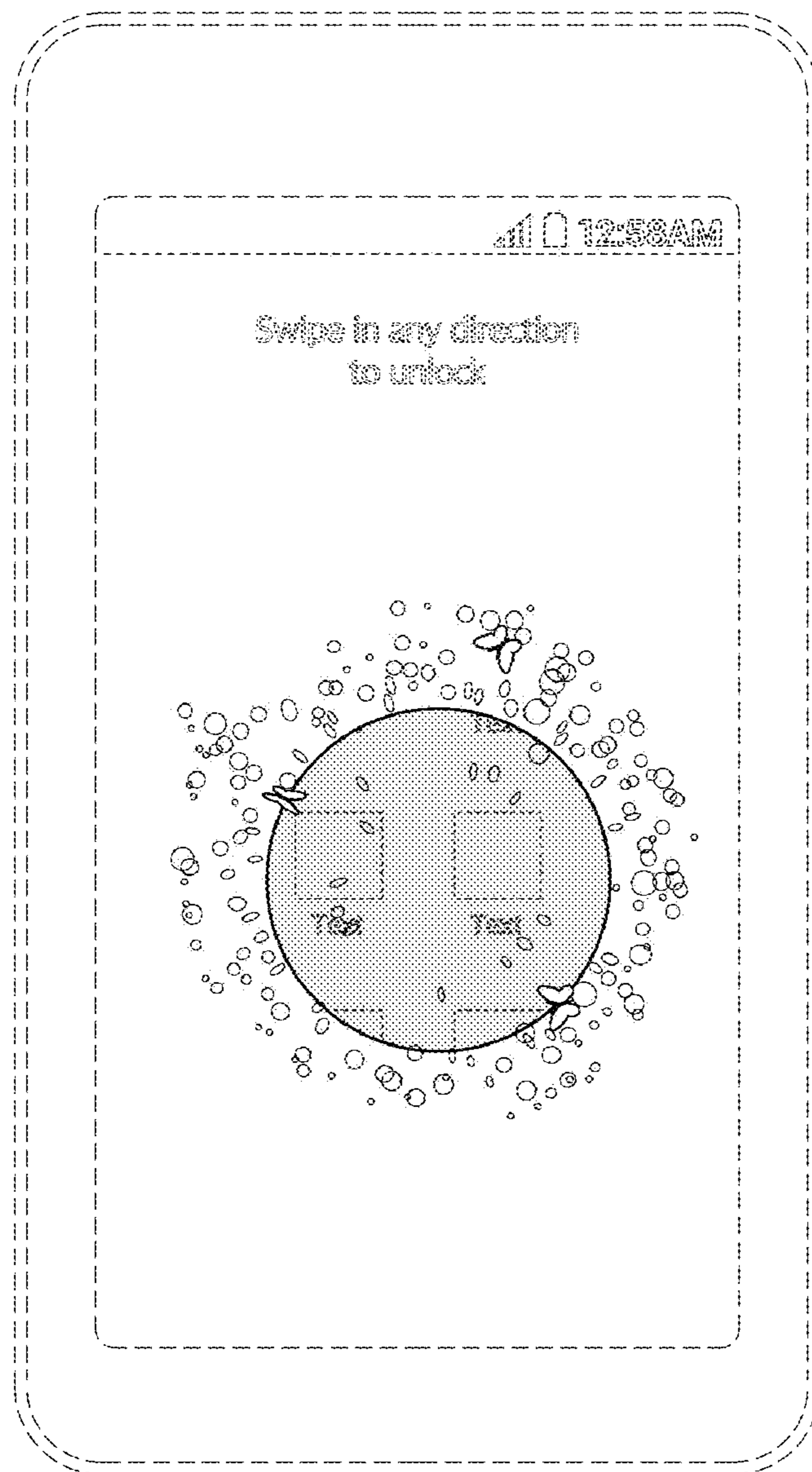


FIG. 8

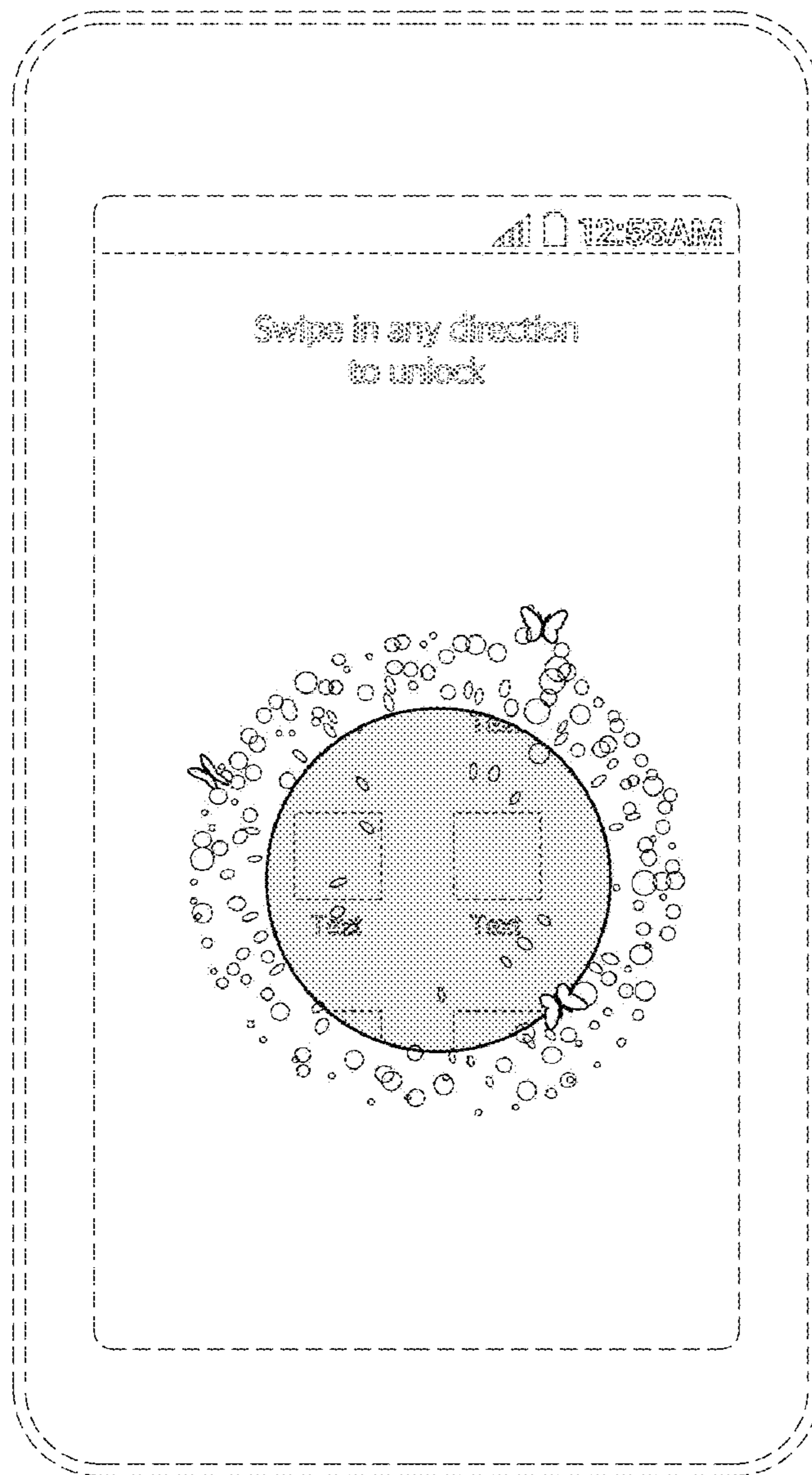


FIG. 9

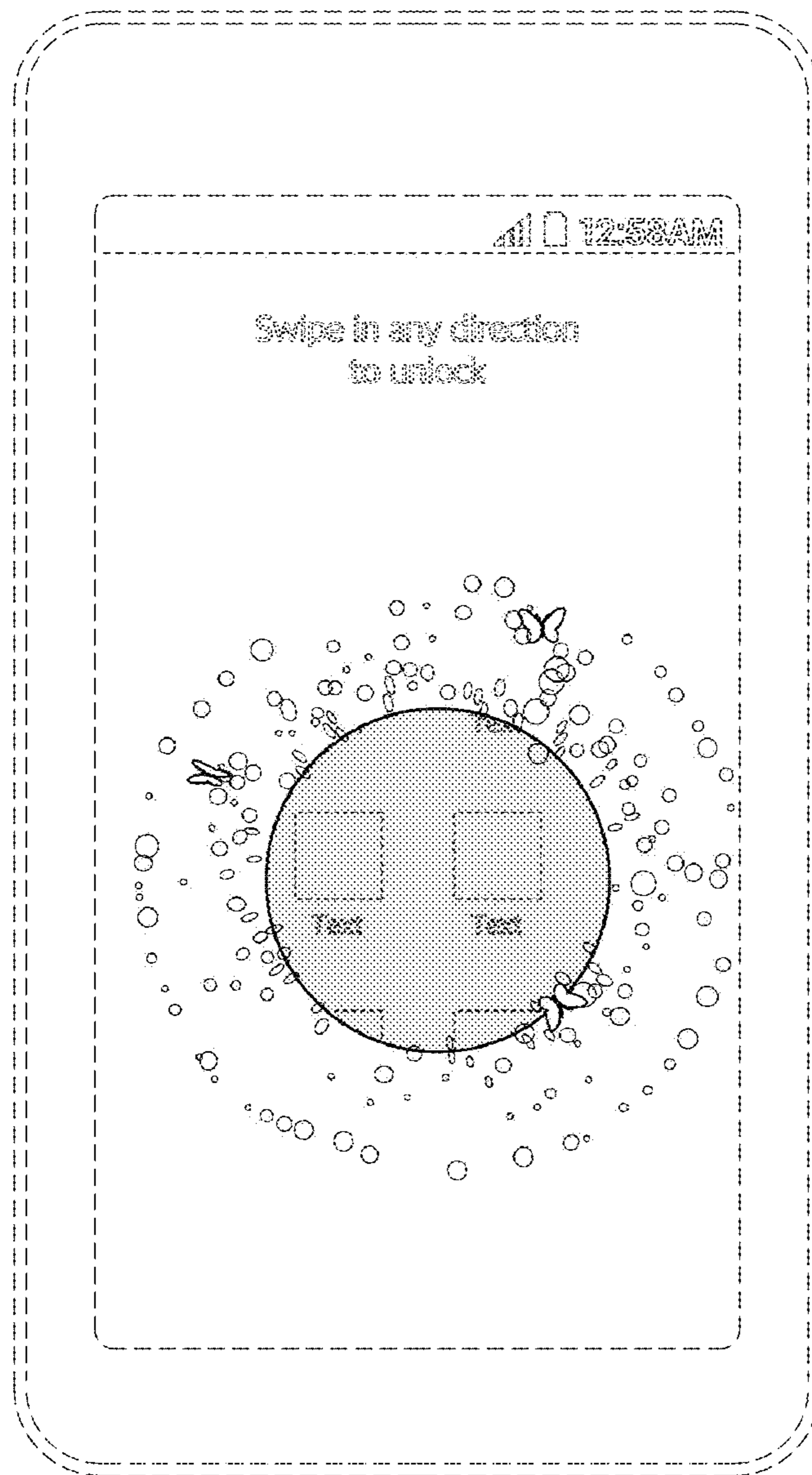


FIG. 10

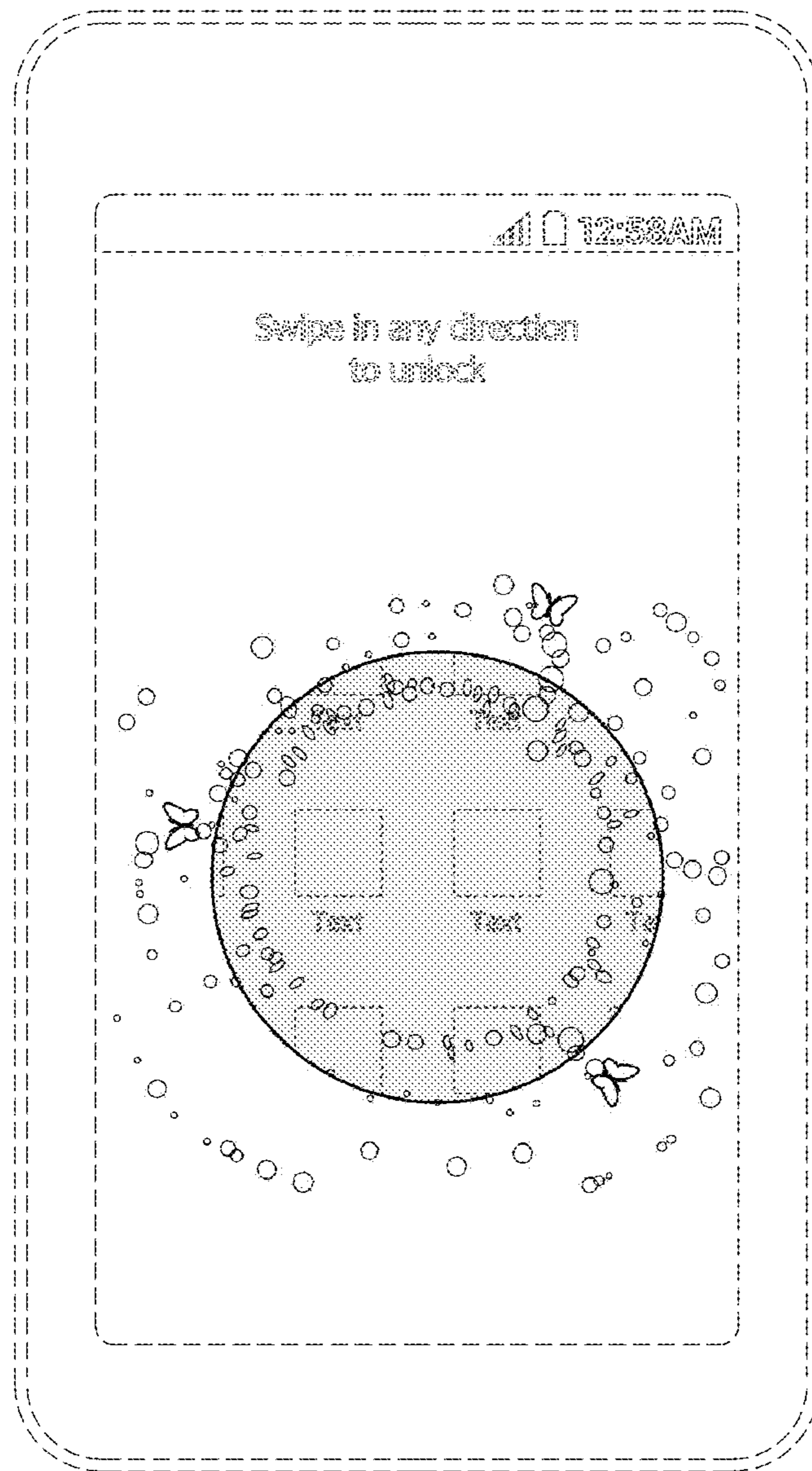


FIG. 11

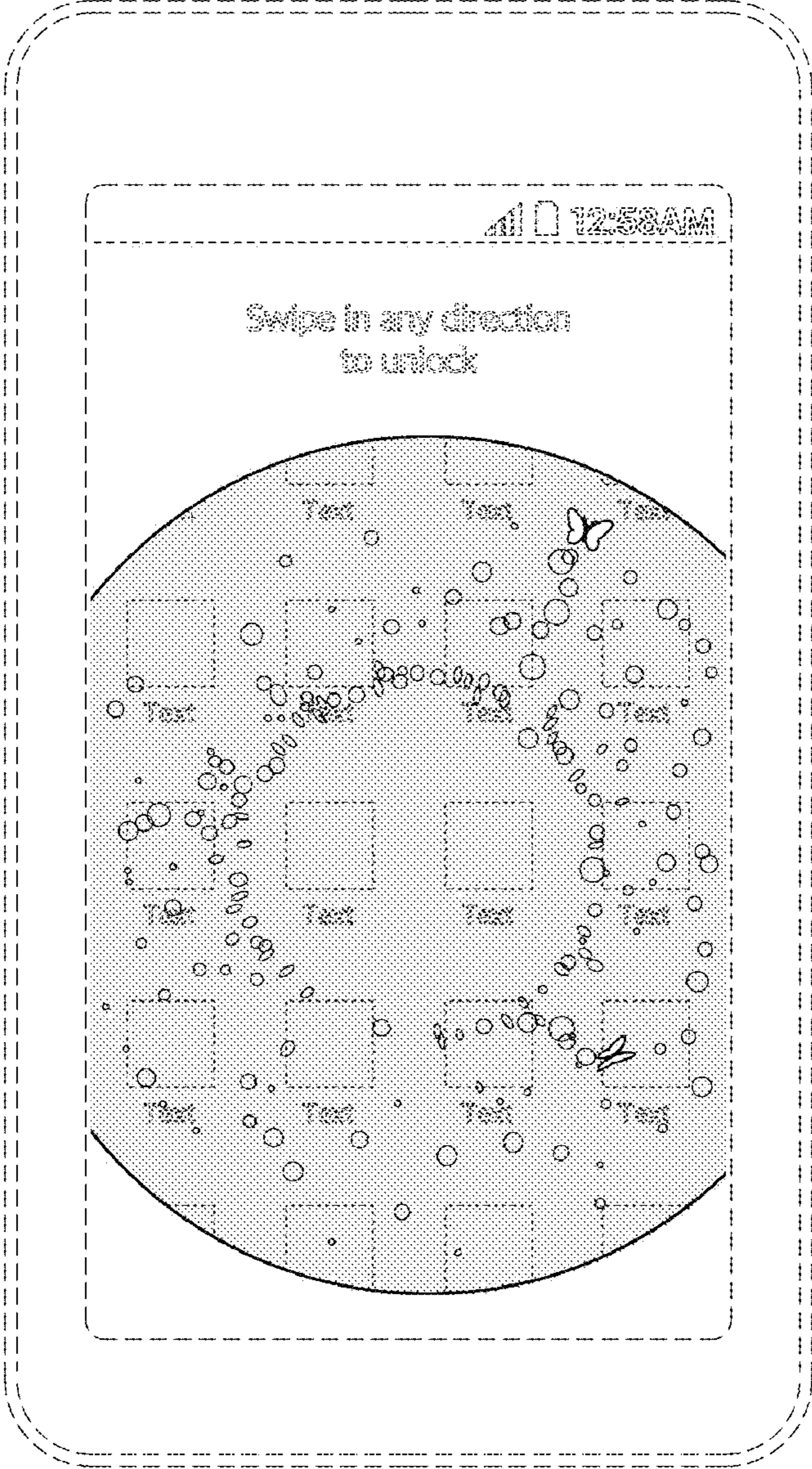


FIG. 12

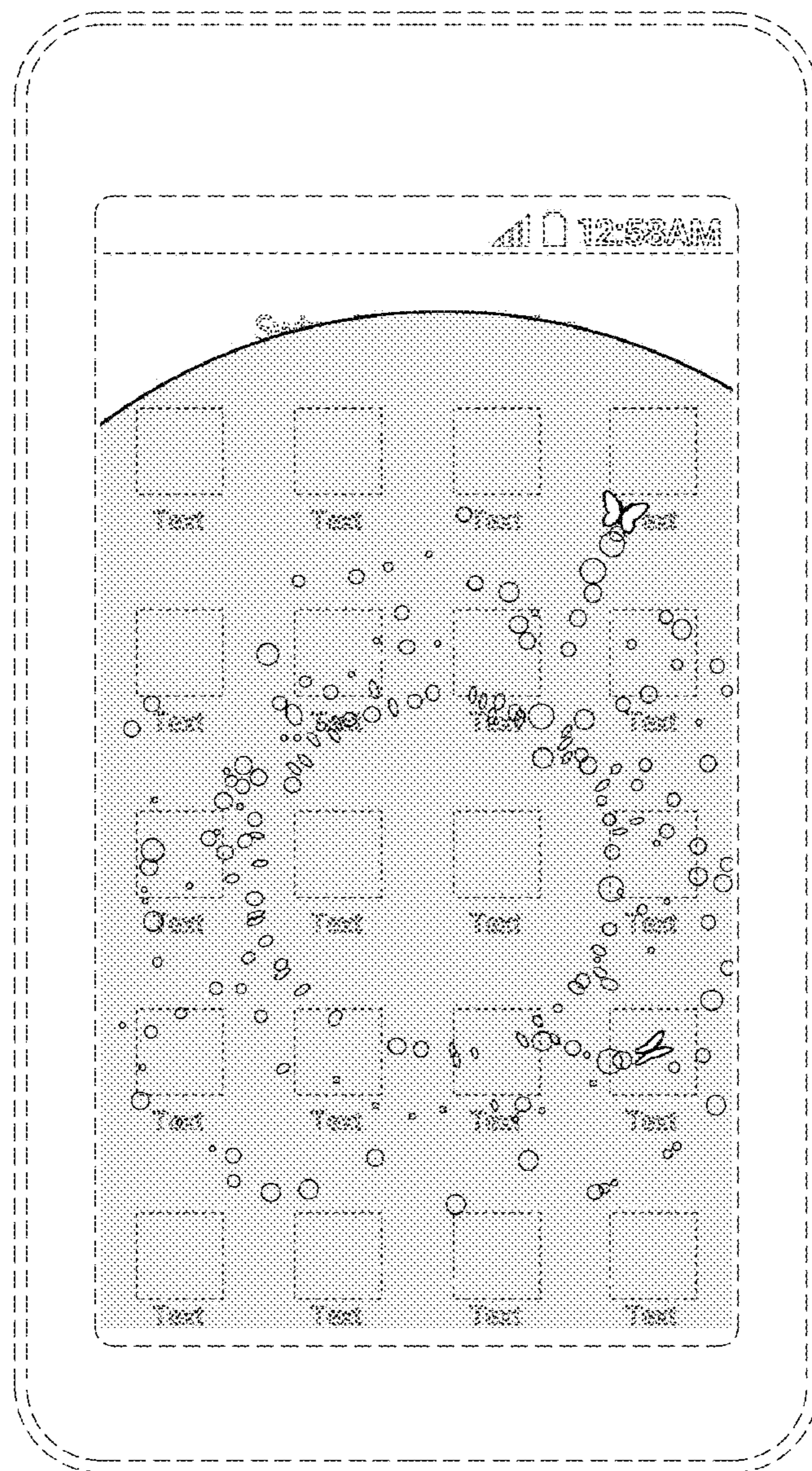


FIG. 13

