



US00D712910S

(12) **United States Design Patent**
Liao et al.

(10) **Patent No.:** **US D712,910 S**
(45) **Date of Patent:** **** Sep. 9, 2014**

(54) **DISPLAY SCREEN WITH GRAPHICAL USER INTERFACE**

(75) Inventors: **Tse Hsine Liao**, New Taipei (TW);
Sheng Liang Kao, New Taipei (TW);
Chih Hua Ke, New Taipei (TW); **Wan Chen Wang**, New Taipei (TW); **Yen Chu Lu**, New Taipei (TW)

(73) Assignee: **Giga-Byte Technology Co., Ltd.**, New Taipei (TW)

(**) Term: **14 Years**

(21) Appl. No.: **29/406,354**

(22) Filed: **Nov. 12, 2011**

(51) **LOC (10) Cl.** **14-04**

(52) **U.S. Cl.**
USPC **D14/486**

(58) **Field of Classification Search**
USPC D14/485–495; 715/700–866
See application file for complete search history.

(56) **References Cited**

U.S. PATENT DOCUMENTS

5,689,287	A *	11/1997	Mackinlay et al.	345/427
5,710,896	A *	1/1998	Seidl	715/744
6,002,403	A *	12/1999	Sugiyama et al.	715/717
6,774,914	B1 *	8/2004	Benayoun	345/650
7,134,092	B2 *	11/2006	Fung et al.	715/779
RE39,830	E *	9/2007	Balabanovic	345/419
D563,990	S *	3/2008	Okuyama	D14/492
D576,635	S *	9/2008	Nathan et al.	D14/488
D593,118	S *	5/2009	Nathan et al.	D14/488
D602,028	S *	10/2009	Queric	D14/485

D623,657	S *	9/2010	Fitzmaurice et al.	D14/488
D628,586	S *	12/2010	Umezawa et al.	D14/492
8,117,564	B2 *	2/2012	Woods et al.	715/850
D678,323	S *	3/2013	Yoshida et al.	D14/493
D681,657	S *	5/2013	Deng	D14/486
2004/0205091	A1 *	10/2004	Mulcahy et al.	707/204
2011/0107223	A1 *	5/2011	Tilton et al.	715/730
2011/0131502	A1 *	6/2011	Ryu et al.	715/744

* cited by examiner

Primary Examiner — Eric Goodman

Assistant Examiner — John Reickel

(74) *Attorney, Agent, or Firm* — Chun-Ming Shih

(57) **CLAIM**

The ornamental design for a display screen with graphical user interface, thereof as shown and described.

DESCRIPTION

FIG. 1 is a perspective view of a display screen with graphical user interface thereof showing our new design.

FIG. 2 is a perspective view of a display screen with graphical user interface thereof showing our new design.

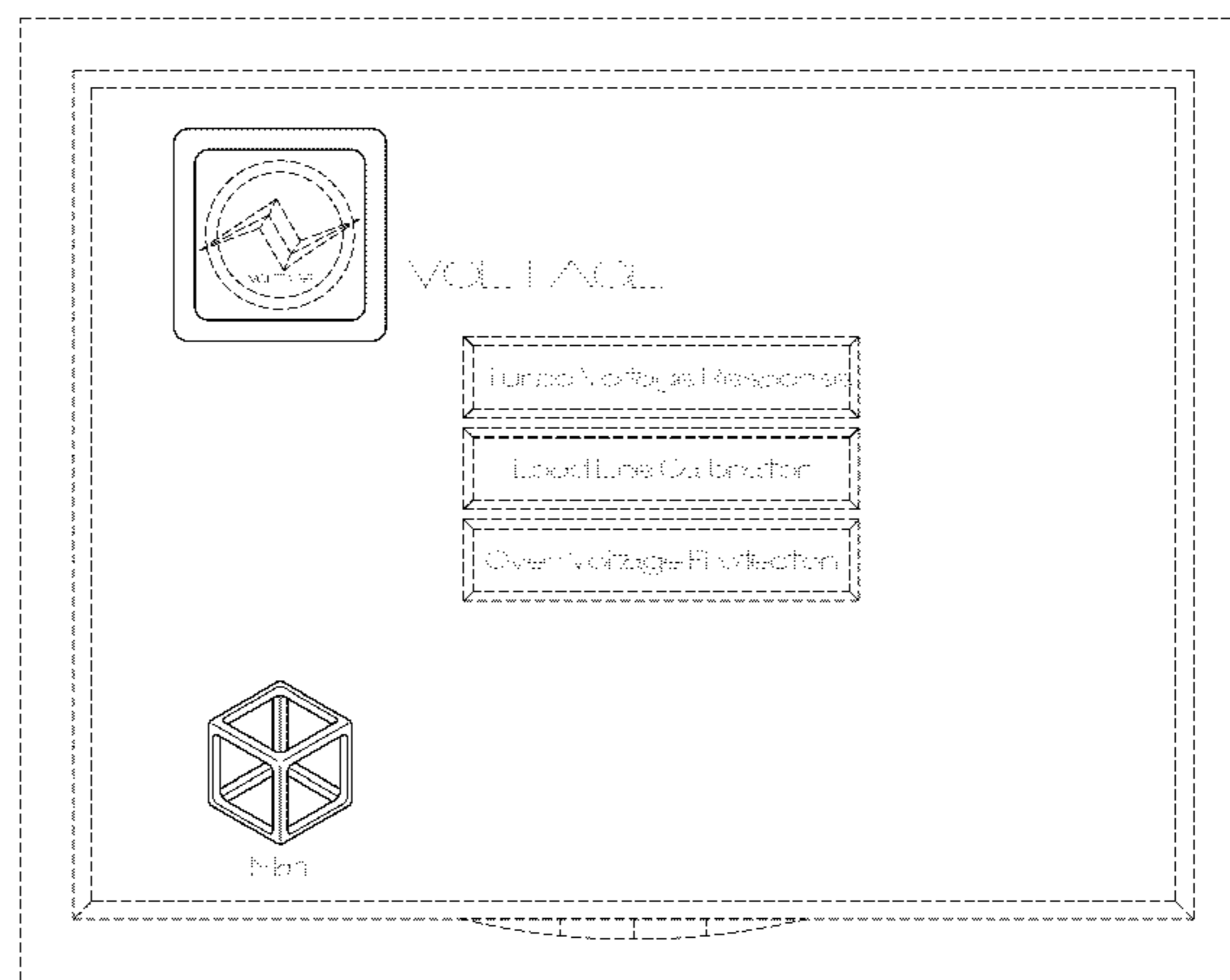

FIG. 3 is a perspective view of a display screen with graphical user interface thereof showing our new design; and,

FIG. 4 is a perspective view of a display screen with graphical user interface thereof showing our new design.

The broken line drawings of the screen display in the Figures form no part of the claimed design. The text and other elements shown in dotted lines are for illustrative purposes only and form no part of the claimed design.

The appearance of the transitional user interface sequentially transitions between the images shown in FIG. 1-4. The process of period in which one image transitions to another forms no part of the claimed design.

1 Claim, 4 Drawing Sheets



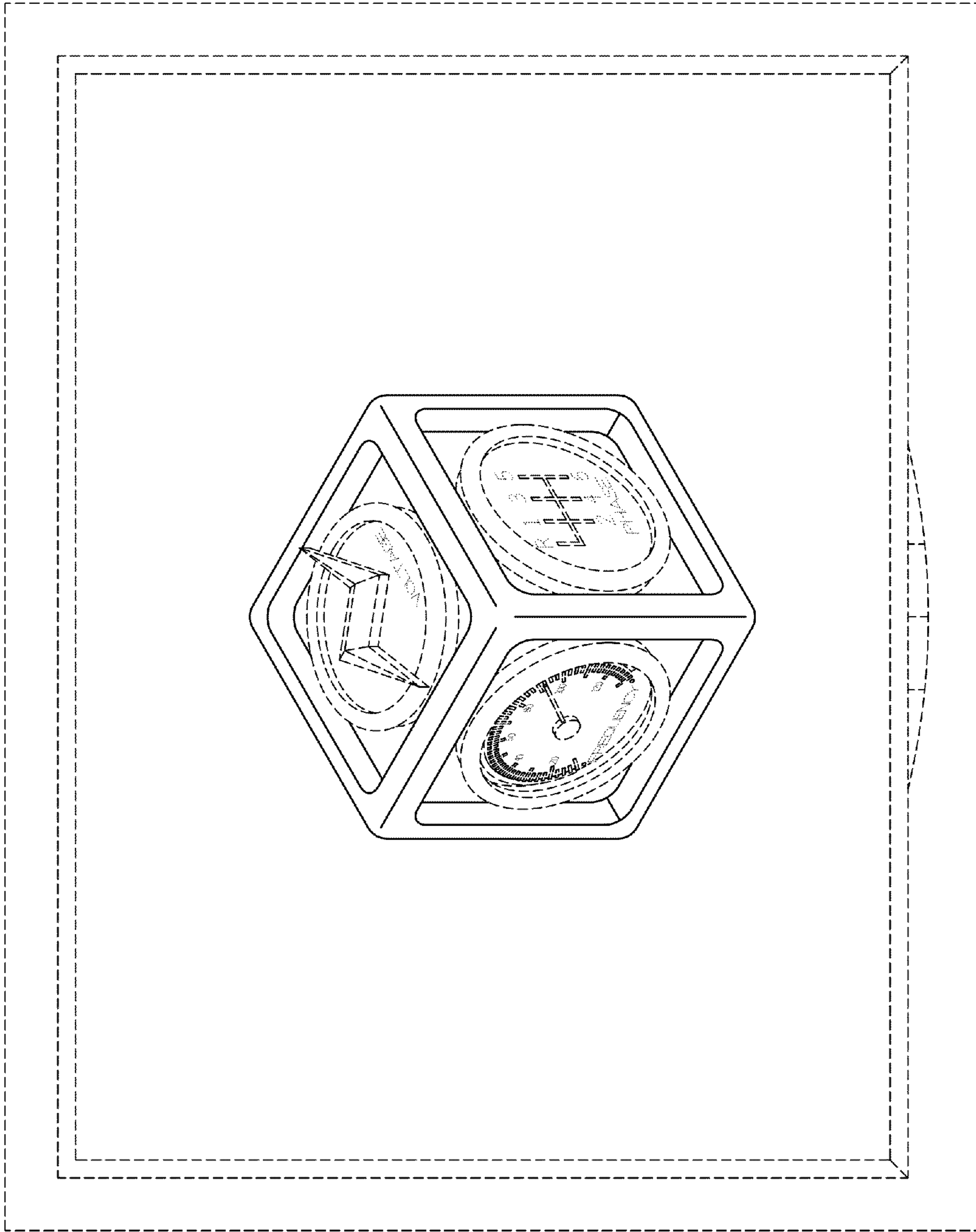


FIGURE 1

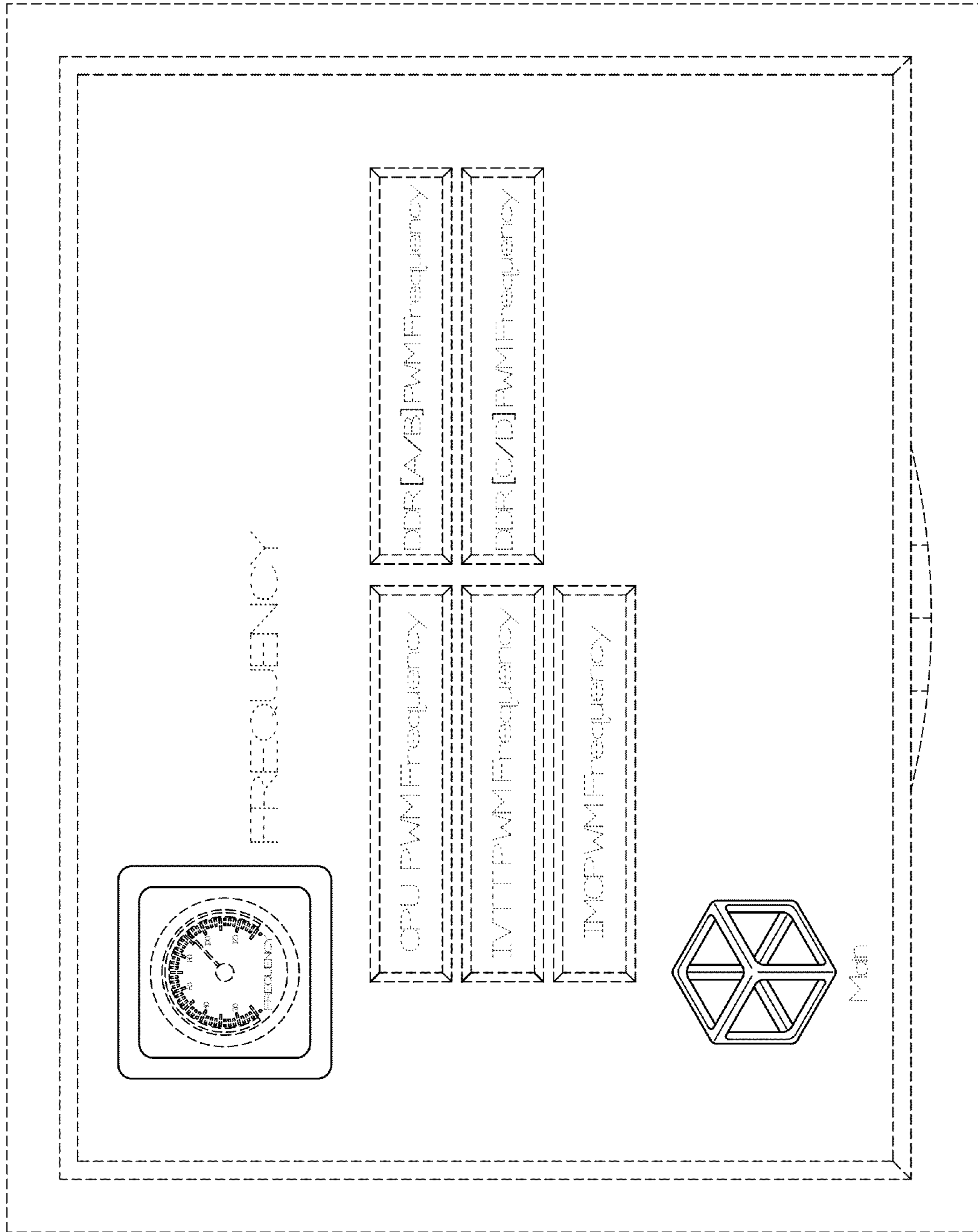


FIGURE 2

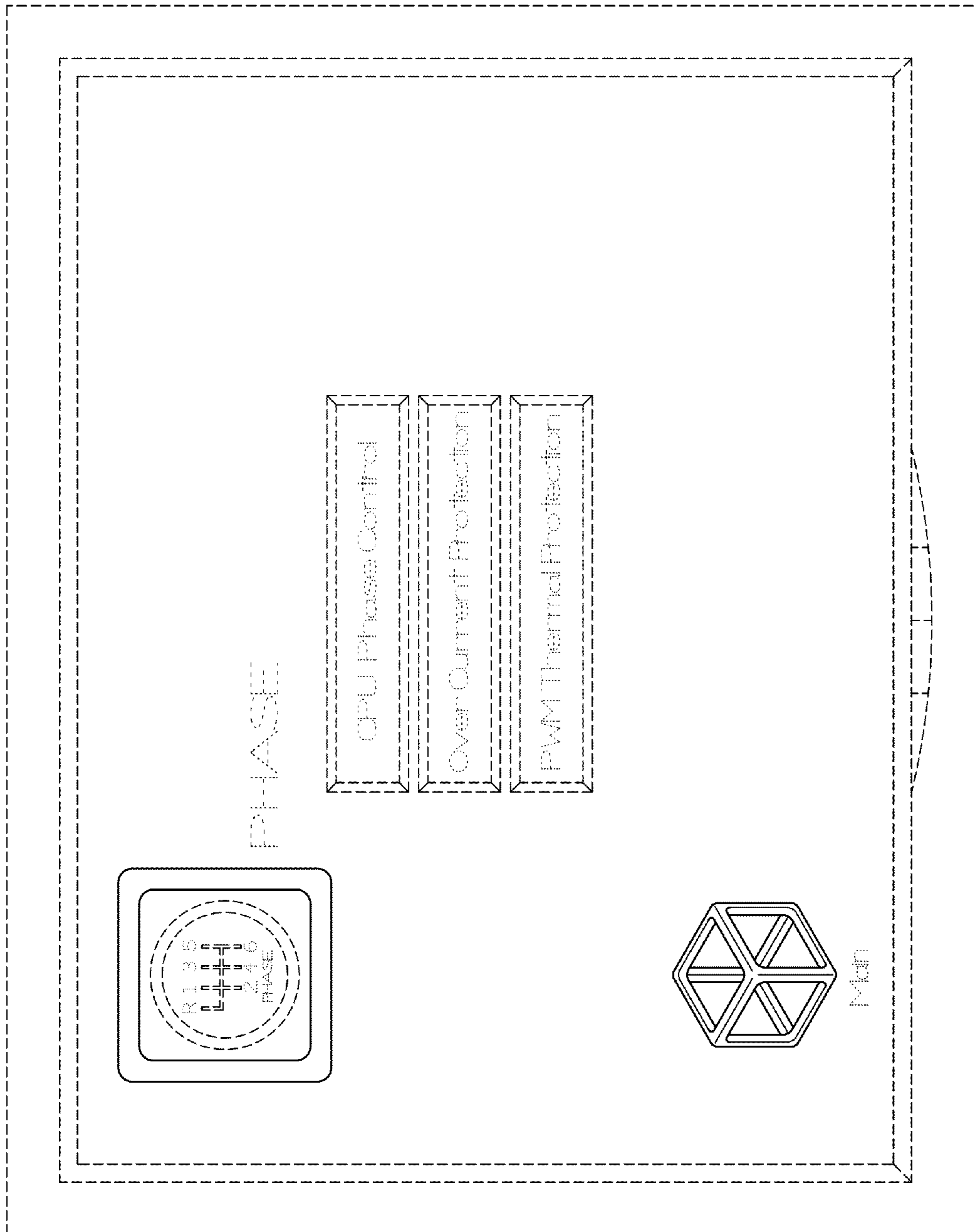


FIGURE 3

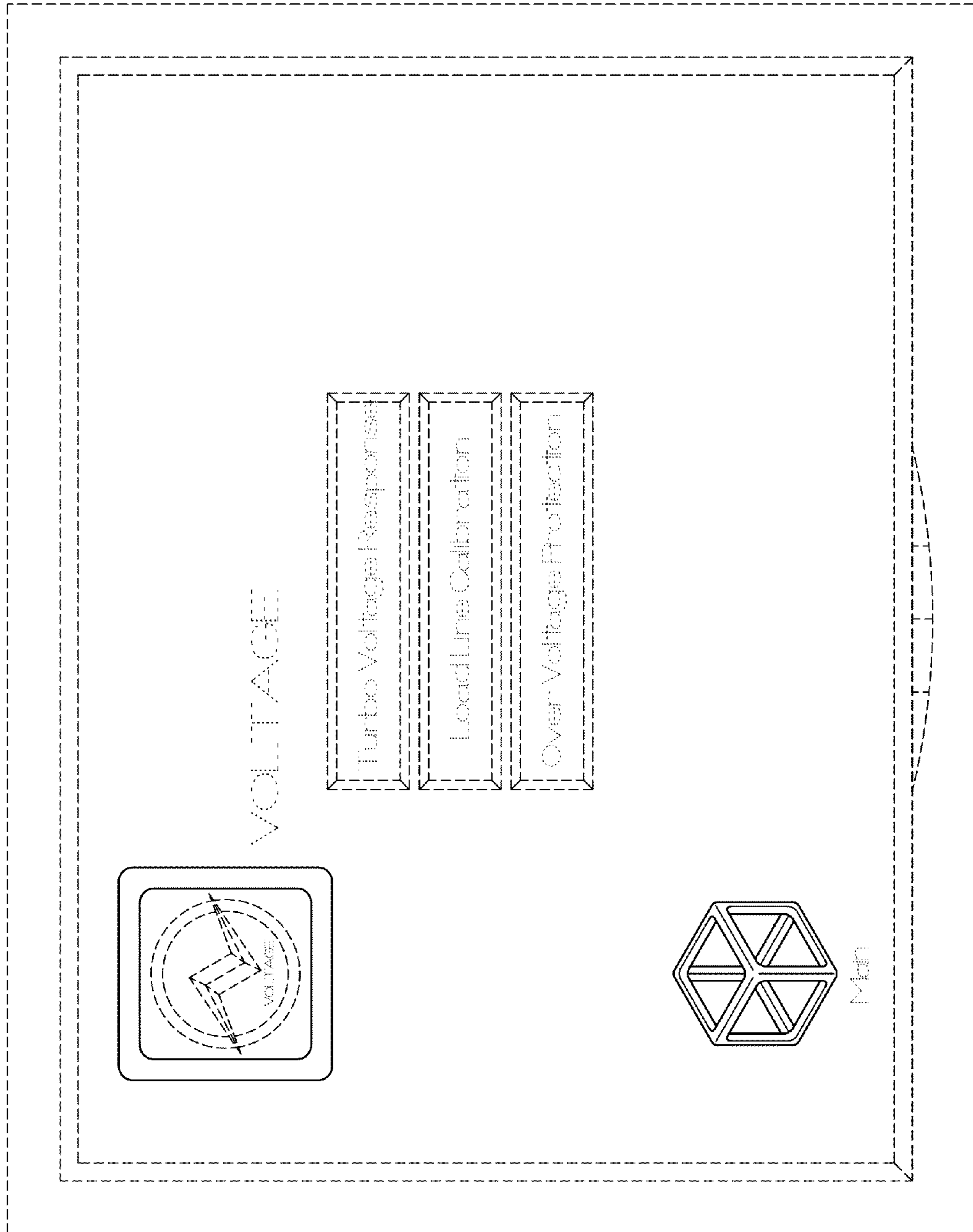


FIGURE 4