



US00D712907S

(12) **United States Design Patent**
Derry et al.

(10) **Patent No.:** **US D712,907 S**

(45) **Date of Patent:** **** *Sep. 9, 2014**

(54) **QUICK-RELEASE DISPLAY ADAPTER**

(56) **References Cited**

(71) Applicant: **Innovative Office Products, Inc.**,
Easton, PA (US)

U.S. PATENT DOCUMENTS

(72) Inventors: **Bradley A. Derry**, Easton, PA (US);
David VanDuzer, Slatington, PA (US);
Stephen J. Bowman, Allentown, PA
(US); **Odd N. Oddsen, Jr.**, Easton, PA
(US)

| | | | | | | |
|-----------|----|---|---------|-----------------|-------|---------|
| D386,782 | S | * | 11/1997 | Sasaki | | D14/451 |
| 6,505,988 | B1 | * | 1/2003 | Oddsens, Jr. | | 403/110 |
| D495,714 | S | * | 9/2004 | Pfister | | D14/451 |
| D568,144 | S | * | 5/2008 | Wohlford et al. | | D8/363 |
| D568,890 | S | * | 5/2008 | Sculler et al. | | D14/451 |
| D570,836 | S | * | 6/2008 | Chen | | D14/253 |
| D593,568 | S | * | 6/2009 | Hsieh et al. | | D14/451 |
| D617,801 | S | * | 6/2010 | Chang et al. | | D14/451 |
| D671,820 | S | * | 12/2012 | Henderson | | D8/373 |
| D674,807 | S | * | 1/2013 | Derry et al. | | D14/452 |

(73) Assignee: **Innovative Office Products, Inc.**,
Easton, PA (US)

* cited by examiner

(*) Notice: This patent is subject to a terminal disclaimer.

Primary Examiner — Cynthia Ramirez

(**) Term: **14 Years**

(74) *Attorney, Agent, or Firm* — Design IP

(21) Appl. No.: **29/454,661**

(57) **CLAIM**

The ornamental design for a quick-release display adapter, as shown and described.

(22) Filed: **May 13, 2013**

DESCRIPTION

Related U.S. Application Data

(63) Continuation of application No. 29/438,479, filed on Nov. 30, 2012, now Pat. No. Des. 684,158, which is a continuation of application No. 29/401,573, filed on Sep. 13, 2011, now Pat. No. Des. 674,807.

(51) **LOC (10) Cl.** **08-07**

(52) **U.S. Cl.**
USPC **D14/452**

(58) **Field of Classification Search**
USPC D14/451, 452, 448, 447, 239, 253;
D8/349, 363, 373, 380, 354; 248/917,
248/918, 919, 920-924, 122.1, 124.1,
248/125.8, 371, 393, 425, 176.1, 186.1,
248/274.1, 280.11, 284.1, 291.1

See application file for complete search history.

FIG. 1 is a perspective view of an embodiment of an adapter plate of a quick-release display adapter showing our new design;

FIG. 2 is a front view thereof;

FIG. 3 is a rear view thereof;

FIG. 4 is a right side view thereof;

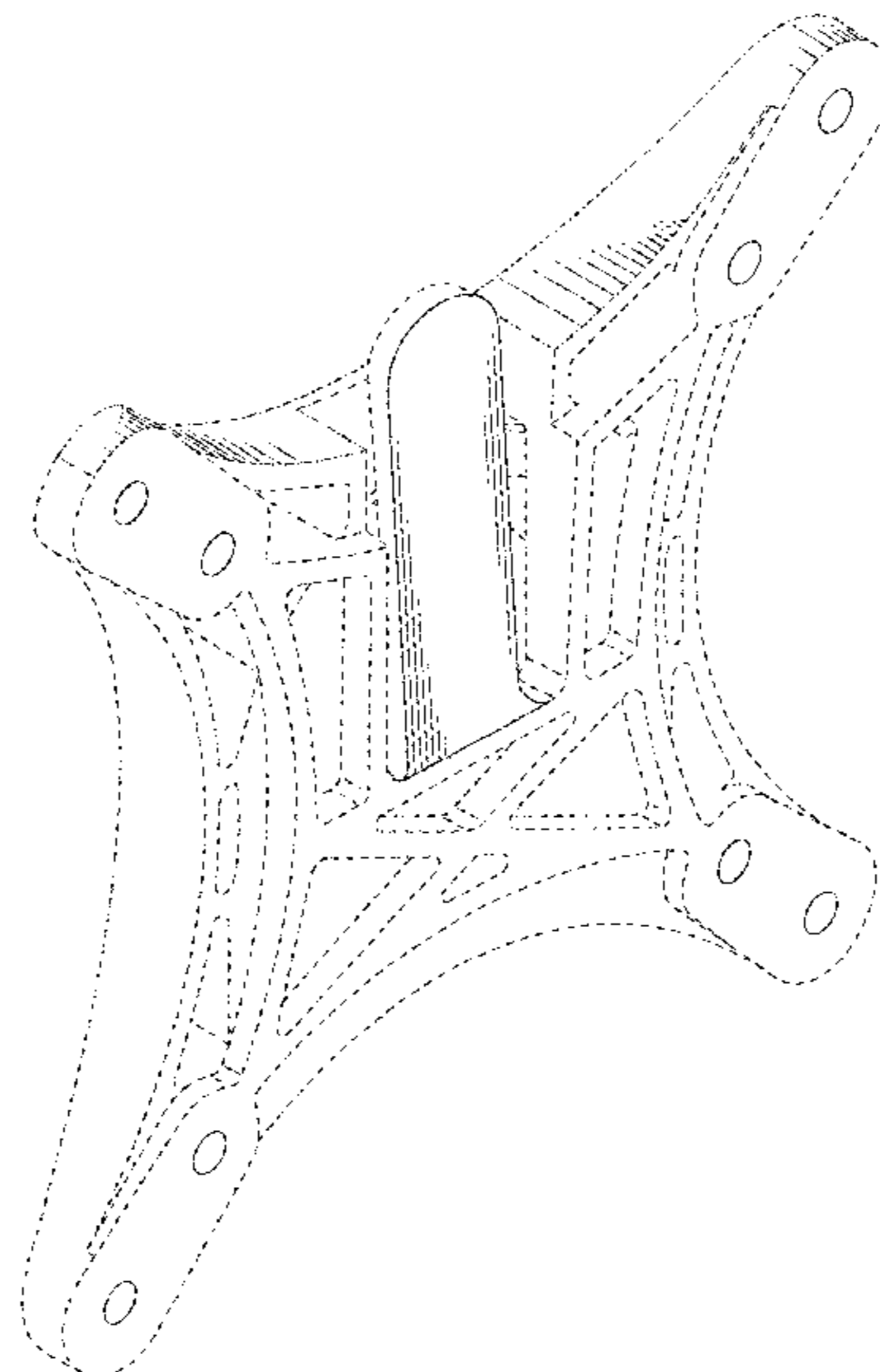
FIG. 5 is a left side view thereof;

FIG. 6 is a top view thereof; and,

FIG. 7 is a bottom view thereof.

The dash-dot lines shown in FIGS. 1-6 represent boundary lines between claimed and unclaimed subject matter, with the dash-dot lines themselves representing unclaimed subject matter. The dashed lines shown in FIGS. 1-7 are included for the purpose of illustrating environmental subject matter only and form no part of the claimed design.

1 Claim, 4 Drawing Sheets



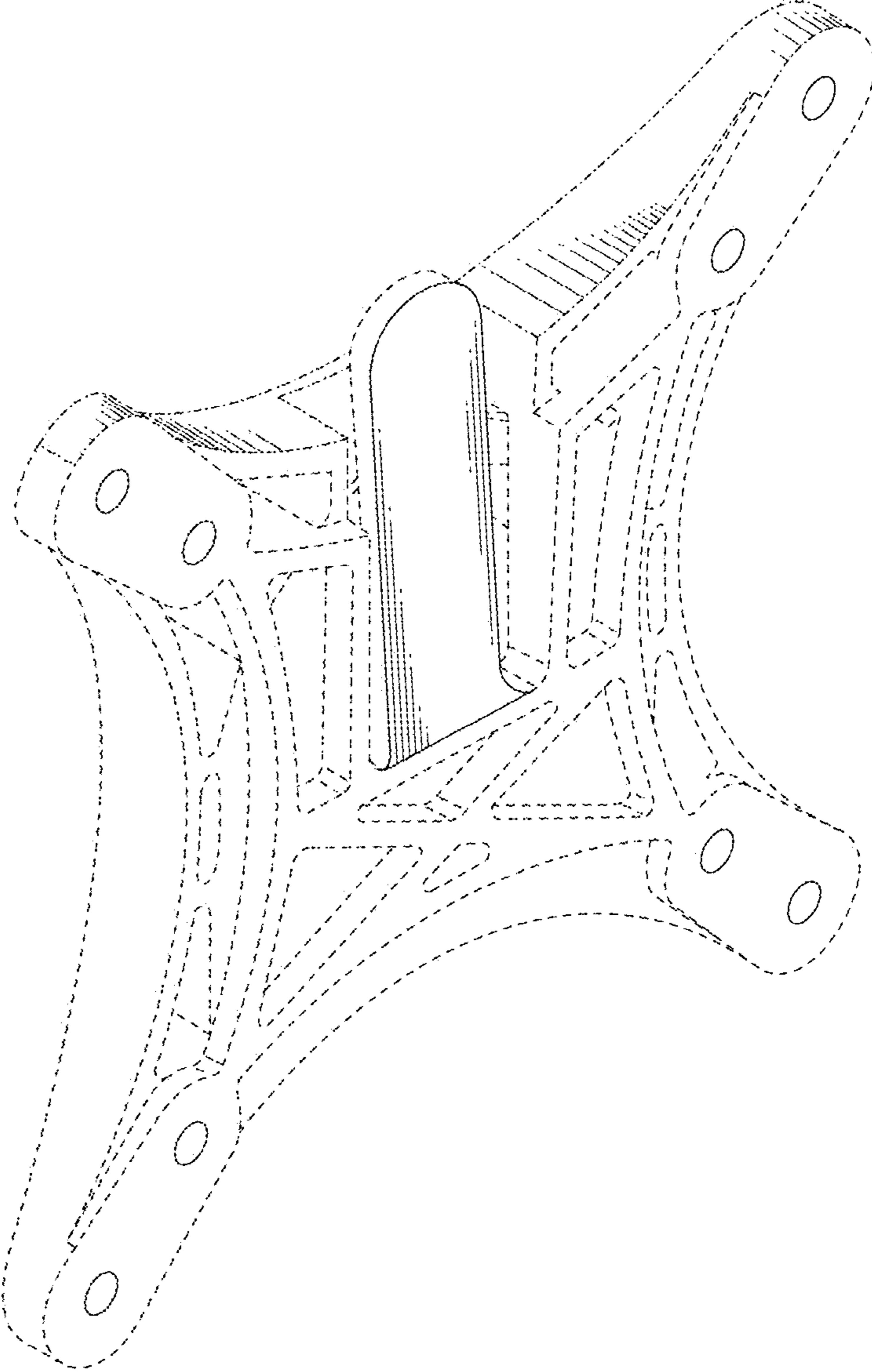


FIG. 1

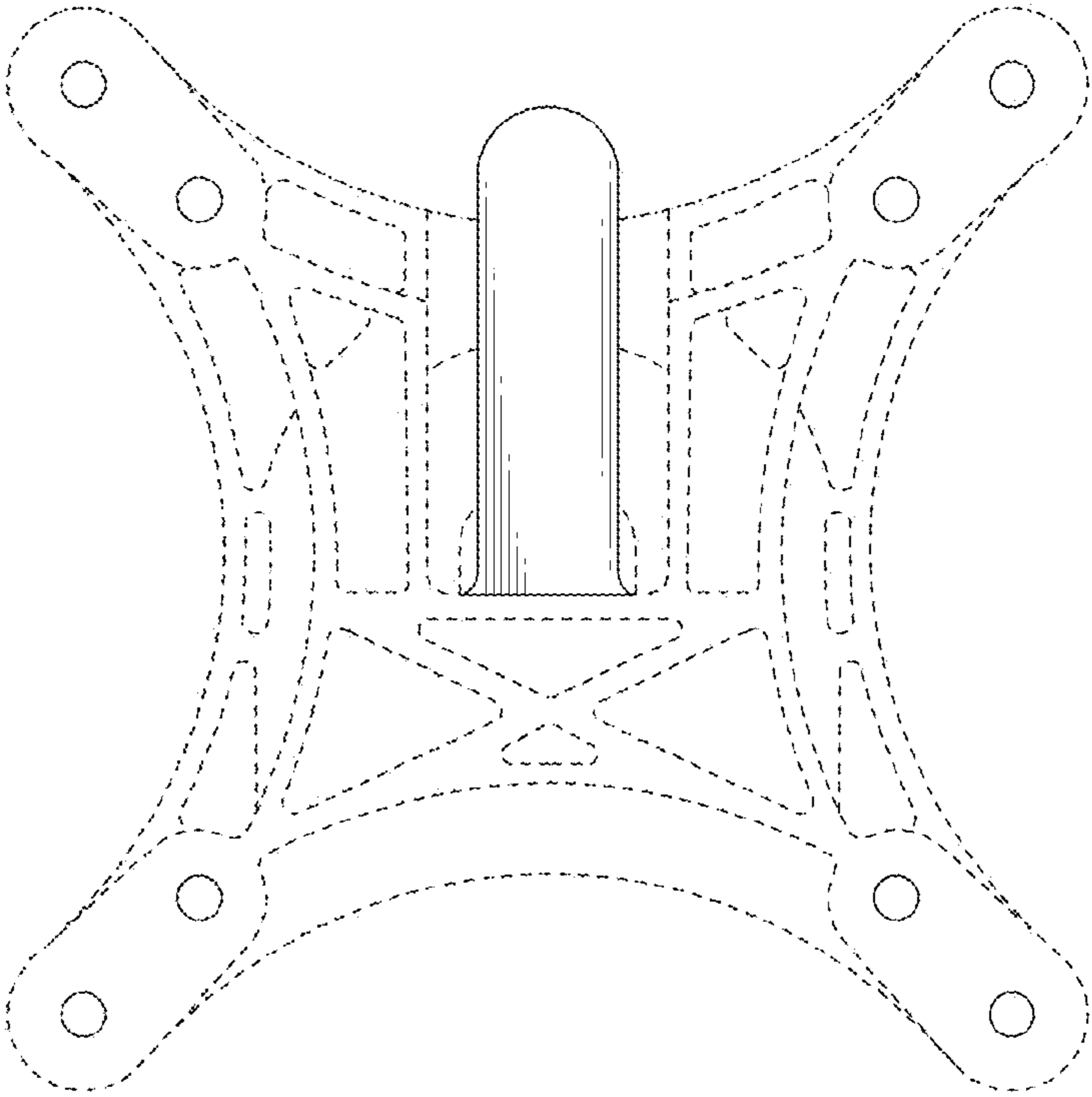


FIG. 2

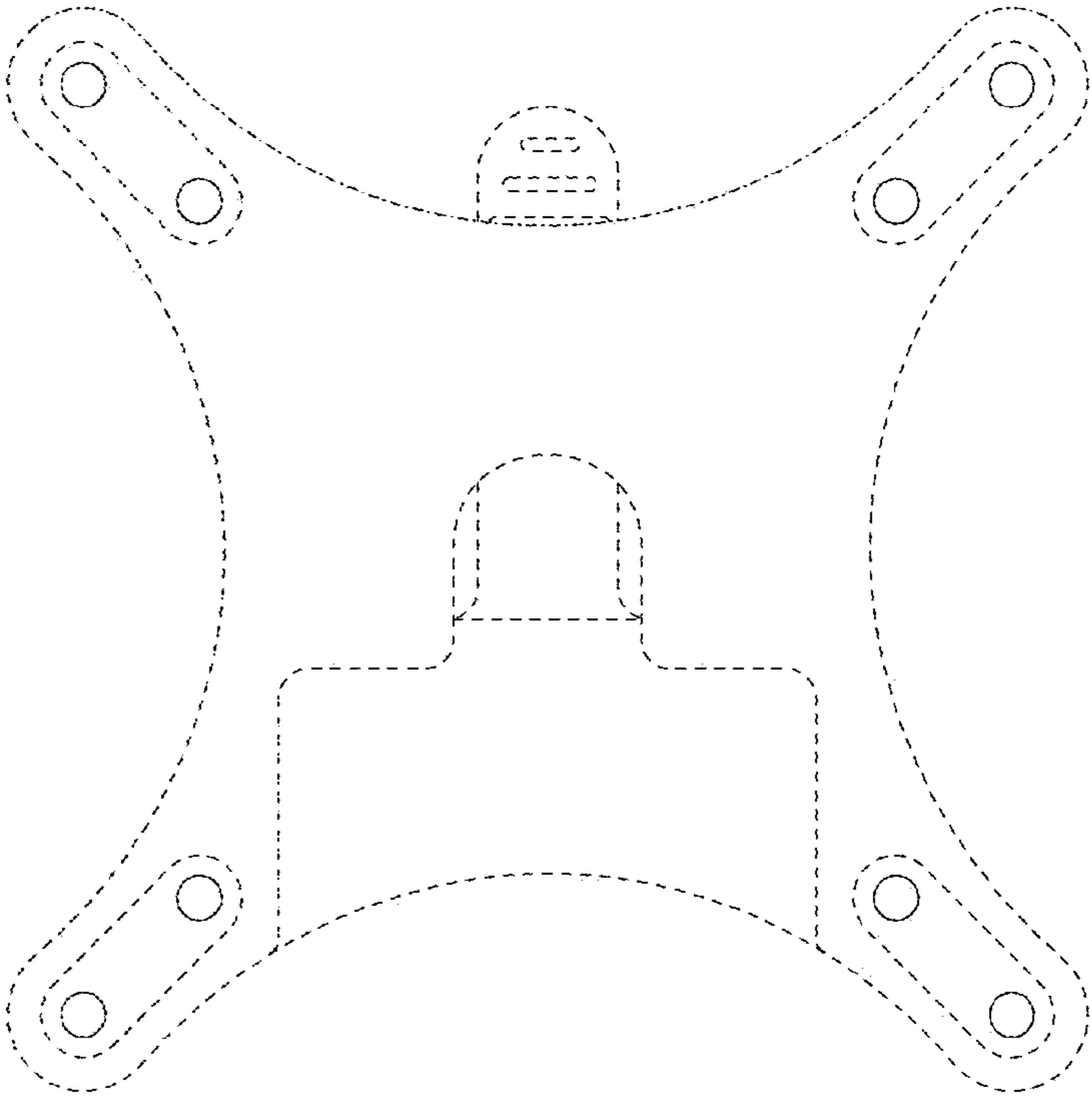


FIG. 3




FIG. 4




FIG. 5

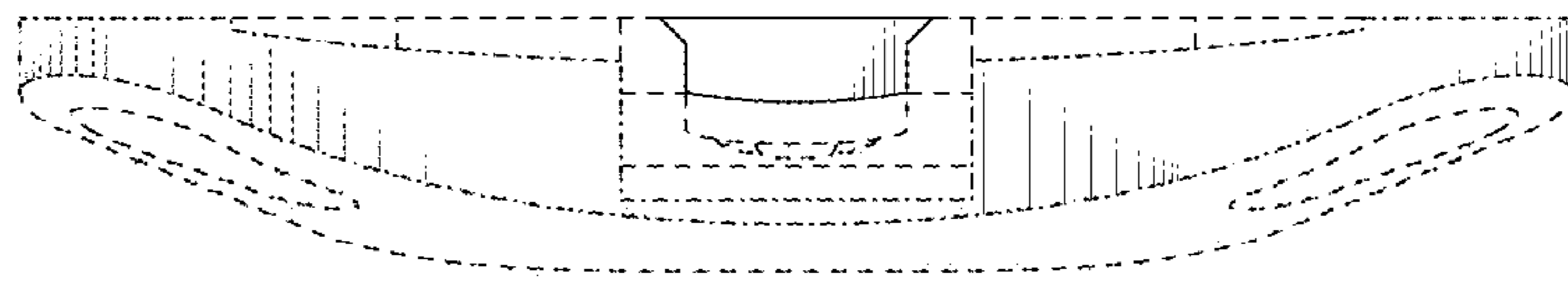


FIG. 6

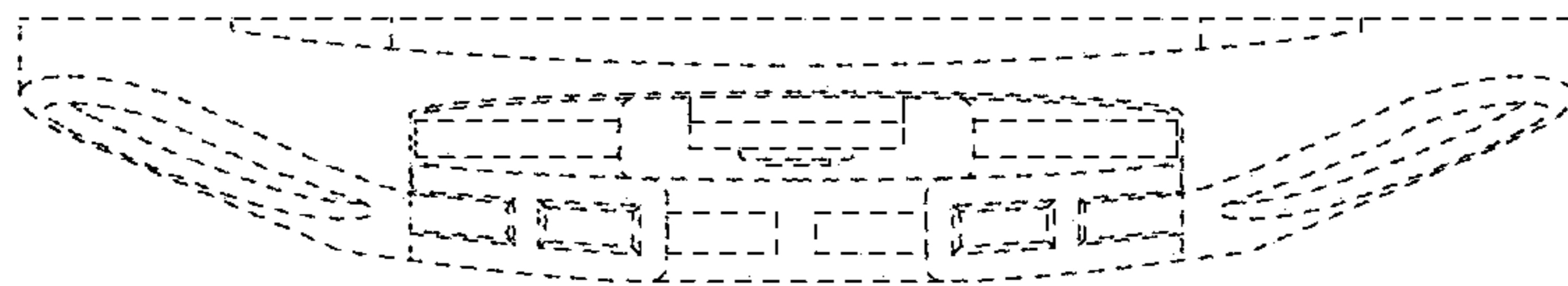


FIG. 7