



US00D712899S

(12) **United States Design Patent**
Park et al.

(10) **Patent No.:** **US D712,899 S**

(45) **Date of Patent:** **** *Sep. 9, 2014**

(54) **TABLET COMPUTER**

(56) **References Cited**

(71) Applicant: **Samsung Electronics Co., Ltd.**,
Suwon-si (KR)

U.S. PATENT DOCUMENTS

(72) Inventors: **Ji-Sang Park**, Yoin-Si (KR); **Sung-Jin Yum**, Seoul (KR); **Yeo-Wan Yun**,
Seongnam-Si (KR)

D595,712	S	*	7/2009	Guery et al.	D14/341
D636,769	S	*	4/2011	Wood et al.	D14/341
D654,074	S	*	2/2012	Wood et al.	D14/341
D663,298	S	*	7/2012	Song et al.	D14/341
D668,650	S	*	10/2012	Han	D14/341
D670,692	S	*	11/2012	Akana et al.	D14/341
D671,514	S	*	11/2012	Kim et al.	D14/138 G
D673,561	S	*	1/2013	Hyun et al.	D14/341
D677,255	S	*	3/2013	McManigal et al.	D14/341
D677,659	S	*	3/2013	Akana et al.	D14/341
D679,706	S	*	4/2013	Tang et al.	D14/341
D680,524	S	*	4/2013	Feng et al.	D14/341
D685,783	S	*	7/2013	Bryan et al.	D14/341
D687,032	S	*	7/2013	Sanjo et al.	D14/341

(73) Assignee: **Samsung Electronics Co., Ltd.**,
Suwon-si (KR)

(*) Notice: This patent is subject to a terminal disclaimer.

(**) Term: **14 Years**

(Continued)

(21) Appl. No.: **29/440,824**

Primary Examiner — Barbara Fox

(22) Filed: **Dec. 27, 2012**

(74) *Attorney, Agent, or Firm* — NSIP Law

(30) **Foreign Application Priority Data**

Jul. 6, 2012 (KR) 30-2012-0033110

(51) **LOC (10) Cl.** **14-02**

(52) **U.S. Cl.**
USPC **D14/341**

(58) **Field of Classification Search**
USPC D14/341-347, 137, 138 AA, 138 R,
D14/138 C, 138 G, 496, 203.1, 203.3, 203.4,
D14/203.7, 129, 130, 420, 426, 147, 218,
D14/247-248, 389, 388, 315-318; D10/65,
D10/104.1; D18/6-7; D21/324, 329, 330;
455/556.1, 556.2, 566, 575.1, 90.3;
379/433.04, 433.01, 433.06, 916;
345/173, 901, 905; 361/679.26,
361/679.27, 679.3, 679.55, 679.56,
361/680-686; 248/917-924; 348/373, 376;
D19/60

See application file for complete search history.

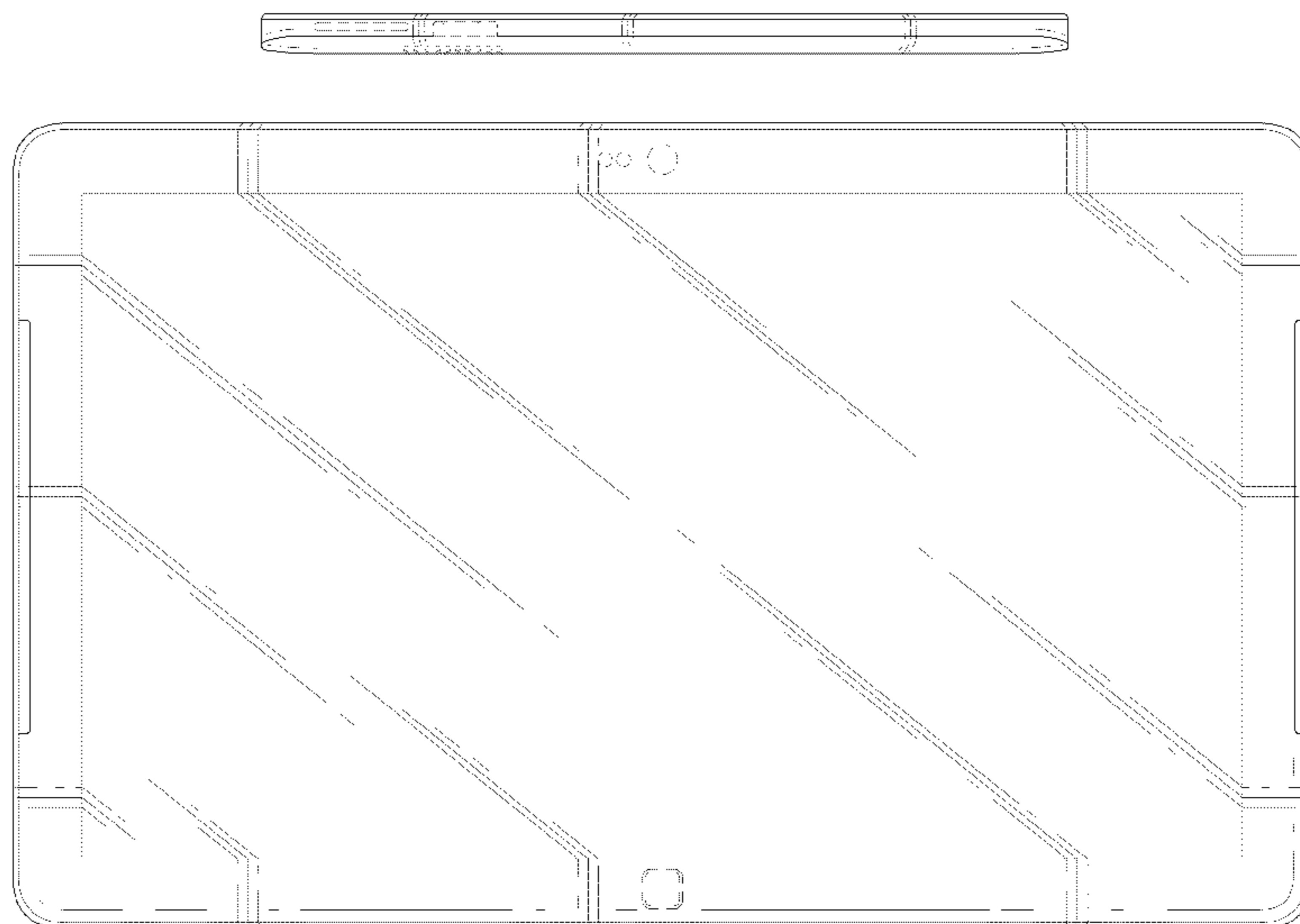
(57) **CLAIM**

The ornamental design for a tablet computer, as shown and described.

DESCRIPTION

FIG. 1 is a top perspective view of a tablet computer; FIG. 2 is a front view of the tablet computer of FIG. 1; FIG. 3 is a rear view of the tablet computer of FIG. 1; FIG. 4 is a left-side view of the tablet computer of FIG. 1; FIG. 5 is a right-side view of the tablet computer of FIG. 1; FIG. 6 is a top plan view of the tablet computer of FIG. 1; and, FIG. 7 is a bottom plan view of the tablet computer of FIG. 1. Features shown in broken lines in FIGS. 1, 2, 3, 4, 5, 6, and 7, form no part of the claimed design.

1 Claim, 5 Drawing Sheets



(56)

References Cited

U.S. PATENT DOCUMENTS

D687,820 S *	8/2013	Kim	D14/341	D691,996 S *	10/2013	Ohshima	D14/341
D687,823 S *	8/2013	Ryu et al.	D14/341	D692,880 S *	11/2013	Song et al.	D14/341
D688,661 S *	8/2013	Ho et al.	D14/341	D693,340 S *	11/2013	Ohshima	D14/341
D689,481 S *	9/2013	Song et al.	D14/341	D694,211 S *	11/2013	Yuu et al.	D14/138 G
D689,482 S *	9/2013	Akana et al.	D14/341	D695,249 S *	12/2013	Kim et al.	D14/138 G
D690,299 S *	9/2013	Akana et al.	D14/341	D695,250 S *	12/2013	Kim et al.	D14/138 G
D690,300 S *	9/2013	Akana et al.	D14/341	D695,737 S *	12/2013	Kim et al.	D14/341
				D696,249 S *	12/2013	Lee	D14/341
				D696,250 S *	12/2013	Wang et al.	D14/341
				D696,662 S *	12/2013	Song et al.	D14/341

* cited by examiner

FIG. 1

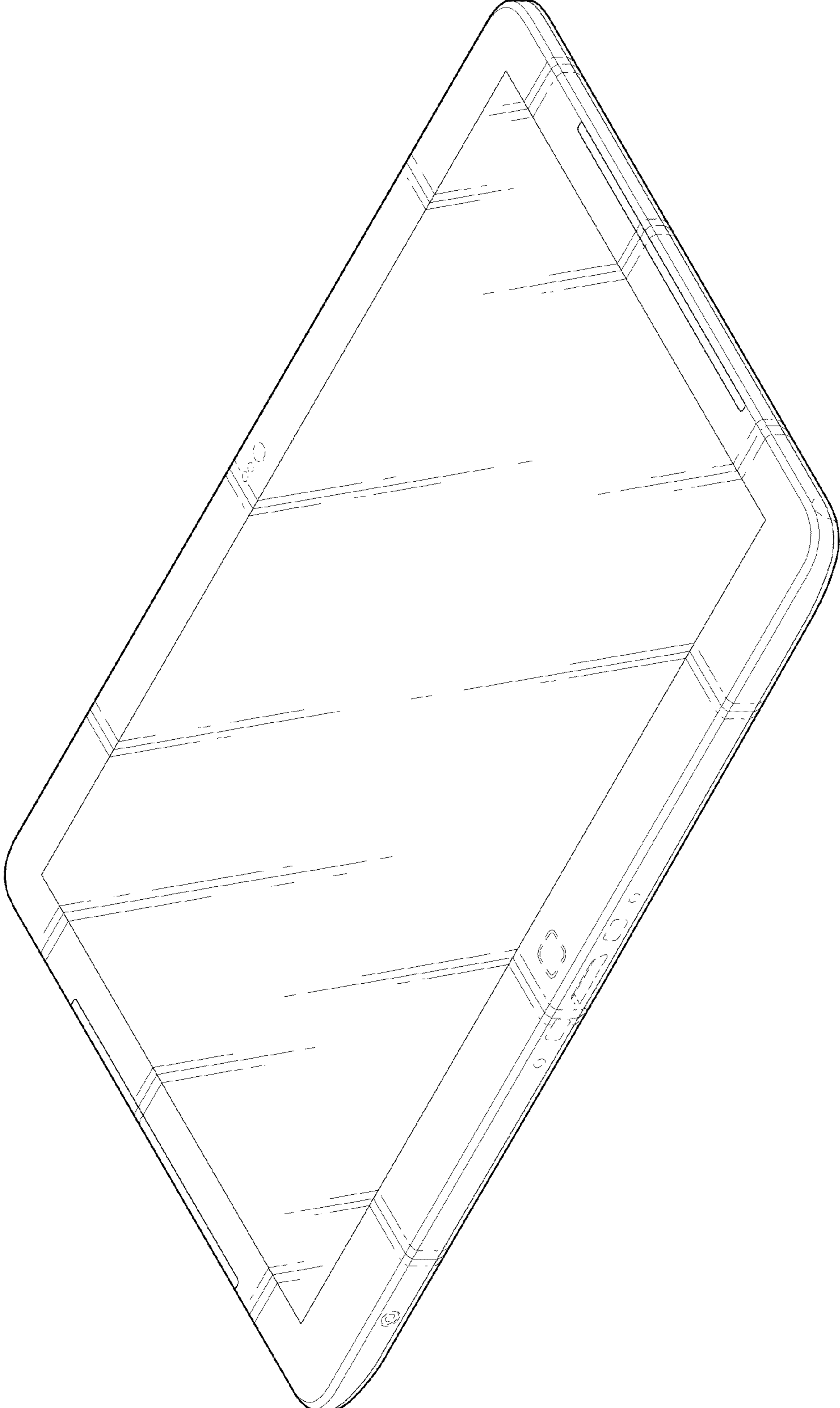


FIG. 2

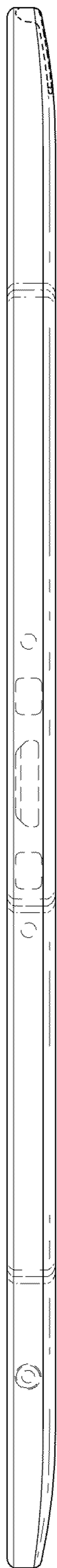


FIG. 3

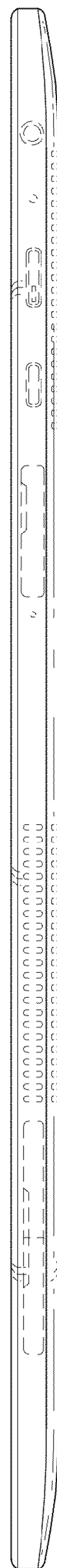


FIG. 4

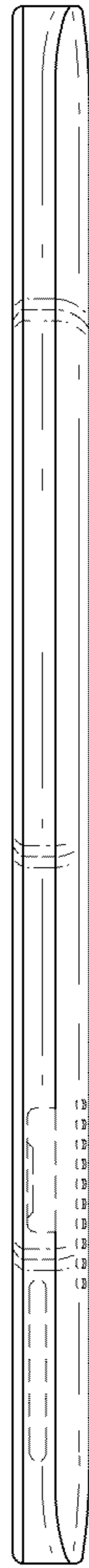


FIG. 5

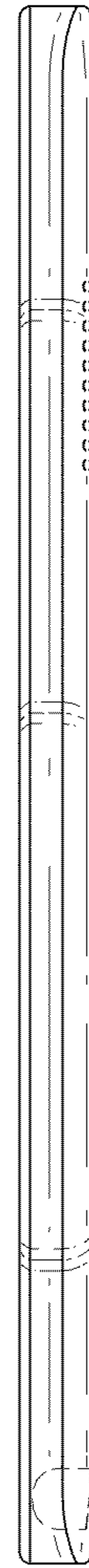


FIG. 6




FIG. 7

