



US00D712894S

(12) **United States Design Patent**
Drexler

(10) **Patent No.:** **US D712,894 S**

(45) **Date of Patent:** **** *Sep. 9, 2014**

(54) **SMART PHONE COVER**

D633,410 S * 3/2011 Walsh et al. D11/95
D633,507 S * 3/2011 Nelson D14/484.1
D640,866 S * 7/2011 Schmiemann D3/201

(71) Applicant: **Jason Drexler**, Omaha, NE (US)

(72) Inventor: **Jason Drexler**, Omaha, NE (US)

(*) Notice: This patent is subject to a terminal disclaimer.

(**) Term: **14 Years**

(21) Appl. No.: **29/438,135**

(22) Filed: **Nov. 27, 2012**

(51) **LOC (10) Cl.** **14-03**

(52) **U.S. Cl.**
USPC **D14/250**; D3/201

(58) **Field of Classification Search**
USPC D14/250, 440, 238.1, 251-253,
D14/203.3-203.7, 217, 496, 248, 240, 447,
D14/341-347, 432, 434; D13/110, 118,
D13/184, 199, 103, 107, 108, 119;
220/4.02; 320/107; 224/191, 240, 241,
224/245, 682, 683; D3/201, 218, 247, 269,
D3/273, 301, 303; 361/679.56, 679.3,
361/679.25, 816; 379/426, 433.11, 455;
455/575.1, 575.8; D11/95
See application file for complete search history.

(56) **References Cited**

U.S. PATENT DOCUMENTS

2,297,285 A * 9/1942 Bledsoe 40/634
D221,118 S * 7/1971 Chambers D20/22
D395,845 S * 7/1998 Hickbert D11/95
D430,505 S * 9/2000 Perry D11/133
D569,760 S * 5/2008 Endres D11/95
D590,875 S * 4/2009 Law et al. D19/10
D592,244 S * 5/2009 Hammad D19/10
D631,483 S * 1/2011 Nelson D14/484.1

FOREIGN PATENT DOCUMENTS

KR 300623646.0000 * 8/2011
KR 300634823.0000 * 8/2011

OTHER PUBLICATIONS

“Tag-Z Customized Military Dog Tag iPhone 5 Case—Black Cover”.
[retrieved on Oct. 24, 2013] Tag-Z.com [online], Retrieved from the
Internet: <http://tag-z.com/iphone-5-cases/black-iphone-5-case>.*

* cited by examiner

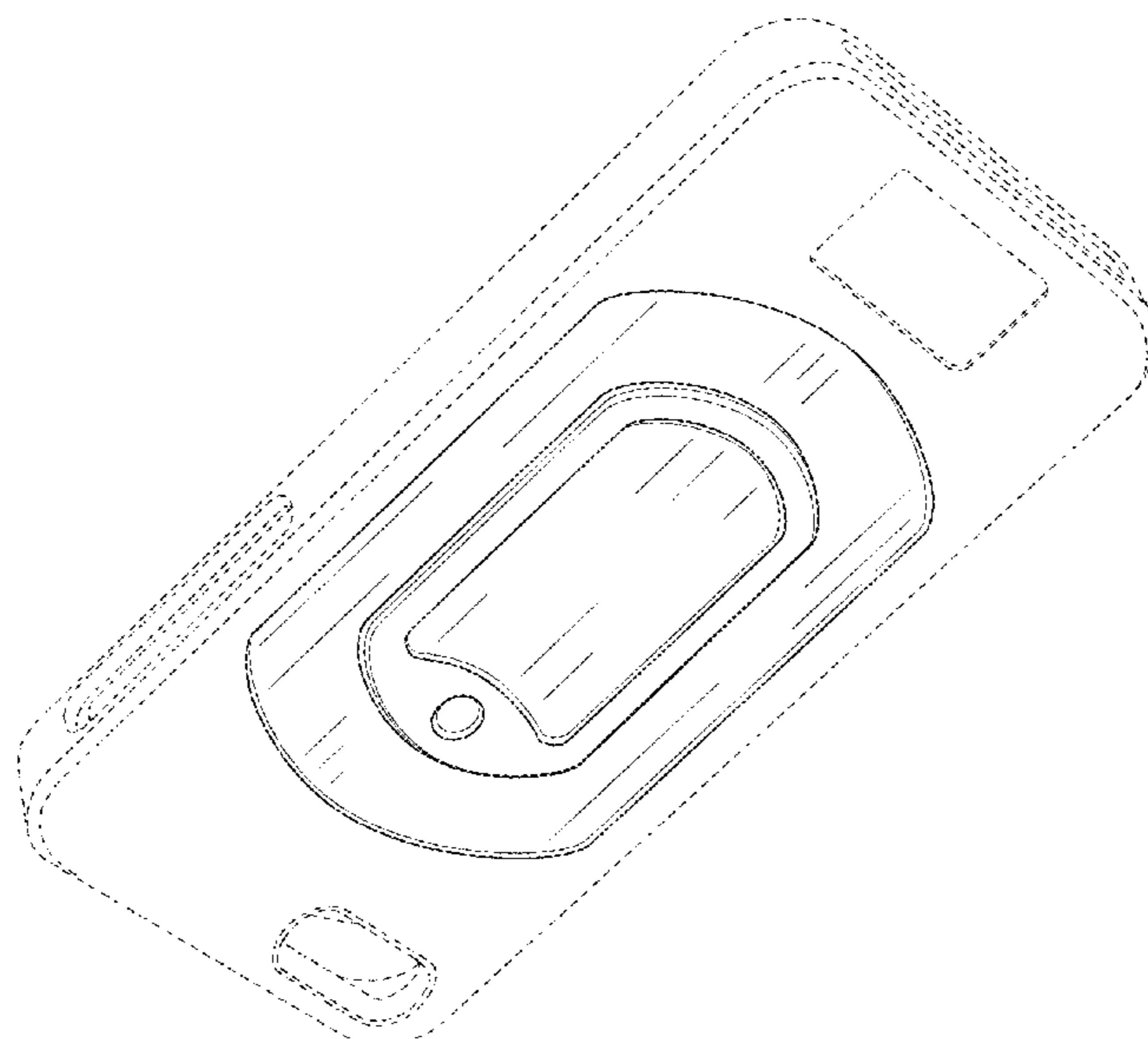
Primary Examiner — Adir Aronovich
Assistant Examiner — Ethiene Salgado-Rodriguez
(74) *Attorney, Agent, or Firm* — Advent, LLP

(57) **CLAIM**
The ornamental design for a smart phone cover, as shown and described.

DESCRIPTION

FIG. 1 is a front and left side perspective view of the smart phone cover showing my new design;
FIG. 2 is a rear and right side perspective view of the smart phone cover;
FIG. 3 is a front elevation view of the smart phone cover;
FIG. 4 is a rear elevation view of the smart phone cover;
FIG. 5 is a top plan view of the smart phone cover;
FIG. 6 is a bottom plan view of the smart phone cover;
FIG. 7 is a left elevation view of the smart phone cover; and,
FIG. 8 is a right elevation view of the smart phone cover.
The broken lines shown in FIGS. 1-8 are for the purpose of illustrating environment and form no part of the claimed design.

1 Claim, 5 Drawing Sheets



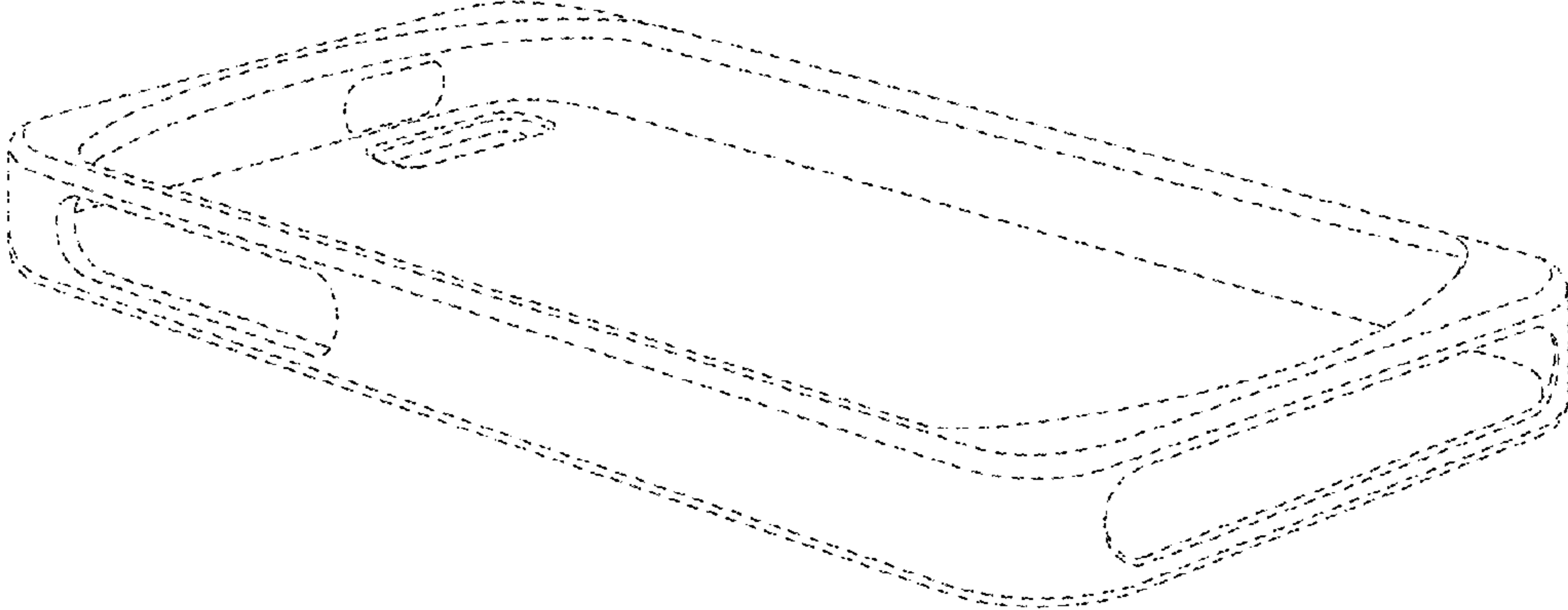


FIG. 1

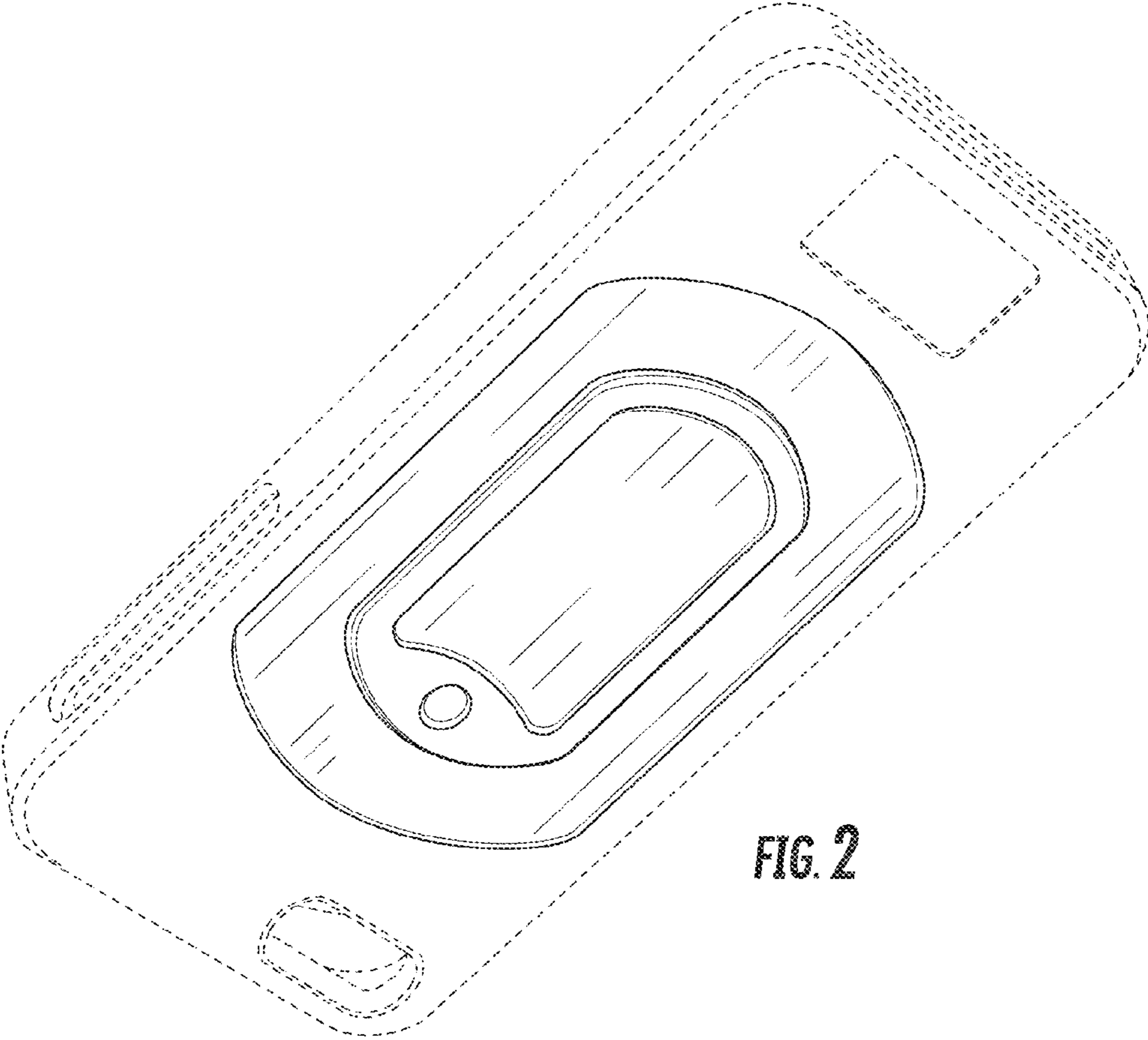


FIG. 2




FIG. 3

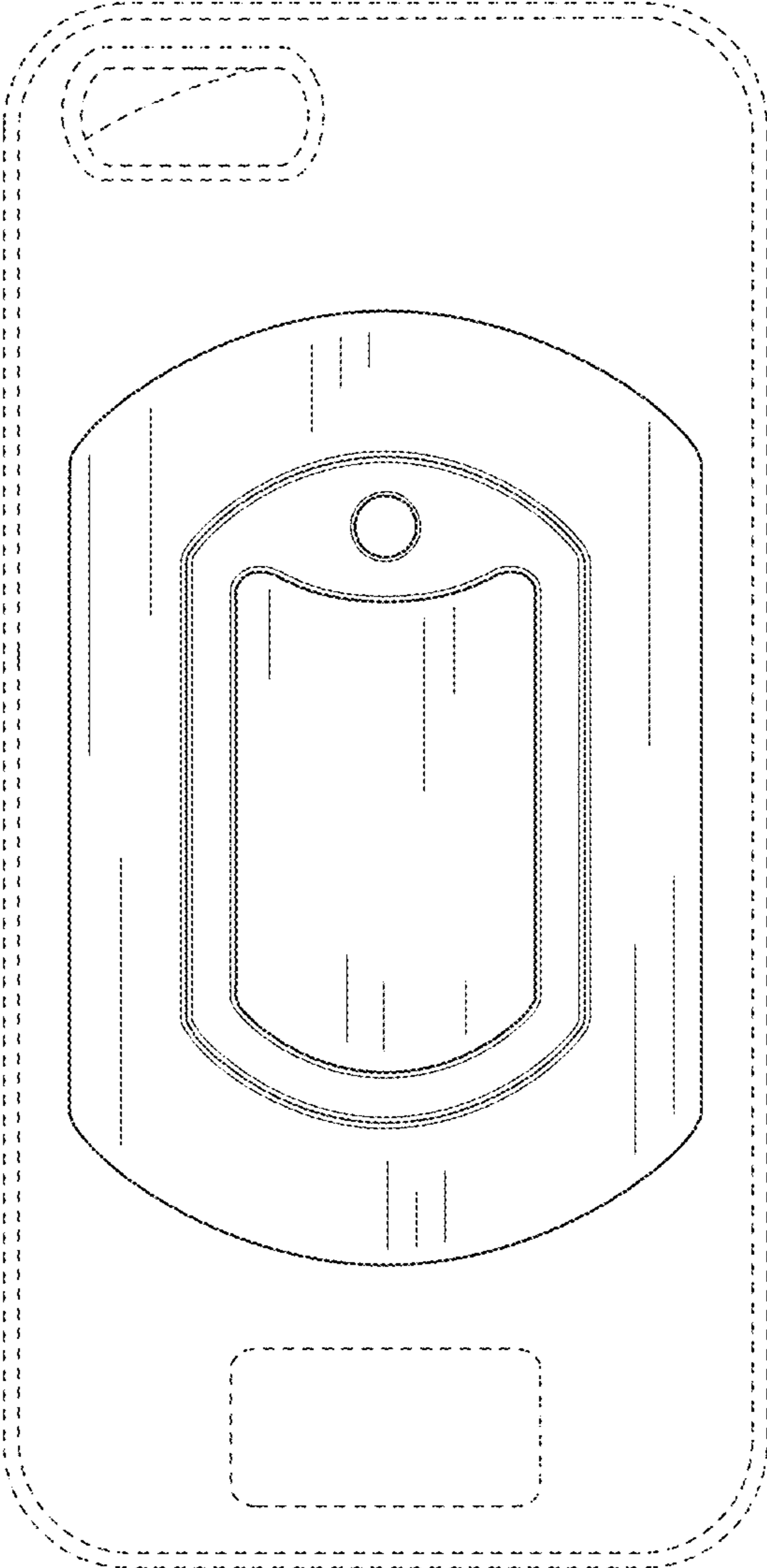


FIG. 4




FIG. 5




FIG. 6




FIG. 7

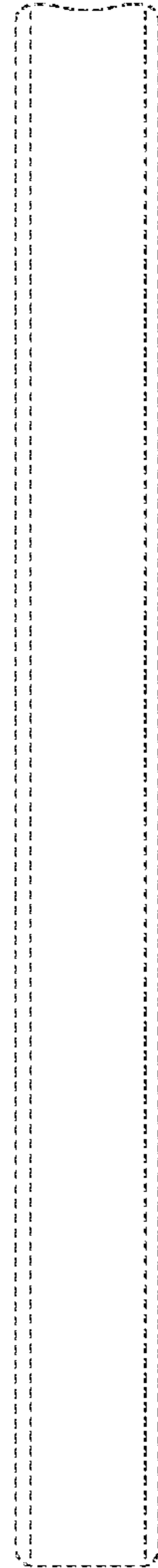


FIG. 8