



US00D712891S

(12) **United States Design Patent**
Fathollahi

(10) **Patent No.:** **US D712,891 S**

(45) **Date of Patent:** **** Sep. 9, 2014**

(54) **CASE**

(75) Inventor: **Andy Fathollahi**, Corona Del Mar, CA
(US)

(73) Assignee: **Incipio Technologies, Inc.**, Irvine, CA
(US)

(**) Term: **14 Years**

(21) Appl. No.: **29/416,006**

(22) Filed: **Mar. 16, 2012**

(51) **LOC (10) Cl.** **14-03**

(52) **U.S. Cl.**
USPC **D14/250**

(58) **Field of Classification Search**
USPC D14/250–253, 440, 203.3–203.7, 217,
D14/496, 248, 238.1; D3/201, 218, 269,
D3/301, 273, 303; D13/103, 107–108;
220/4.02; 248/309.1; 361/679.56;
379/426, 433.11, 455; 455/575.1,
455/575.8; 190/100; 206/305, 320

See application file for complete search history.

(56) **References Cited**

U.S. PATENT DOCUMENTS

745,329	A	3/1904	Milliken	
2,687,157	A *	8/1954	Cowan	220/4.23
D250,974	S	1/1979	Donley et al.	
4,551,379	A	11/1985	Kerr	
D317,255	S	6/1991	Turk	
D337,435	S	7/1993	Kaneko et al.	
5,437,068	A	8/1995	Fisher	
D368,369	S	4/1996	Pease	
D423,772	S *	5/2000	Cooper et al.	D3/218
D438,417	S	3/2001	Liu et al.	
6,239,968	B1	5/2001	Kim et al.	
6,445,577	B1	9/2002	Madsen et al.	

6,519,141	B2	2/2003	Tseng et al.	
6,646,864	B2	11/2003	Richardson	
6,995,976	B2	2/2006	Richardson	
7,158,376	B2	1/2007	Richardson et al.	
7,180,735	B2	2/2007	Thomas et al.	
7,230,823	B2	6/2007	Richardson et al.	
7,312,984	B2	12/2007	Richardson et al.	
D562,794	S	2/2008	Kim et al.	
D565,290	S	4/2008	Brandenburg et al.	
D574,383	S *	8/2008	Maruyama et al.	D14/434
D586,851	S	2/2009	Lapsker	
D589,016	S	3/2009	Richardson et al.	
D589,486	S	3/2009	He	
D601,992	S *	10/2009	Choi et al.	D14/138 AB

(Continued)

Primary Examiner — Randall Gholson

(74) *Attorney, Agent, or Firm* — Dickstein Shapiro LLP

(57) **CLAIM**

I claim the ornamental design for a case, as shown and described.

DESCRIPTION

FIG. 1 is a front perspective view of a case embodying my new design;

FIG. 2 is a rear perspective view of the case of FIG. 1;

FIG. 3 is a front view of the case of FIG. 1;

FIG. 4 is a rear view of the case of FIG. 1;

FIG. 5 is a left side view of the case of FIG. 1;

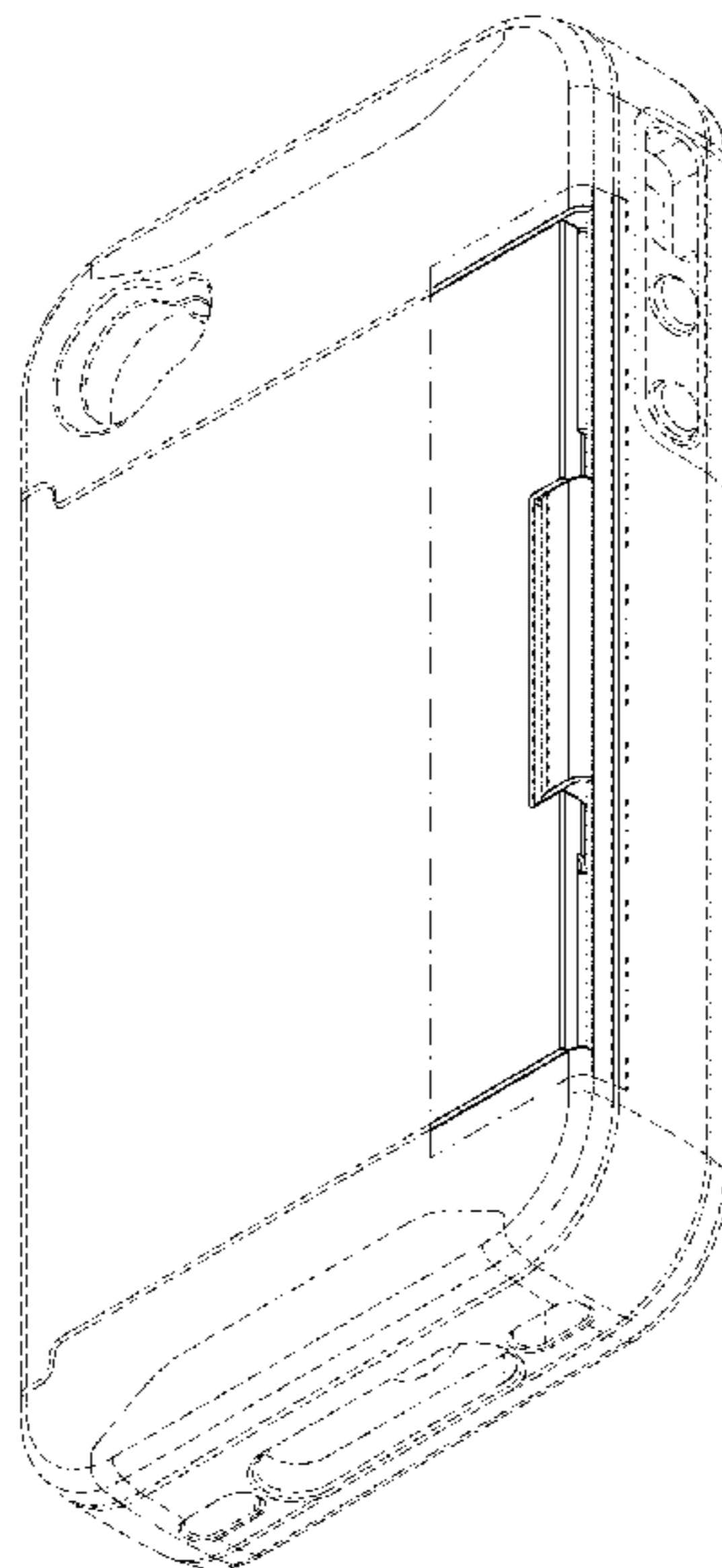
FIG. 6 is a right side view of the case of FIG. 1;

FIG. 7 is a top end view of the case of FIG. 1; and,

FIG. 8 is a bottom end view of the case of FIG. 1.

The broken lines in FIGS. 1-8 having a dash-dash configuration depict environmental subject matter and form no part of the claimed design. The broken lines in FIGS. 1-8 showing a dot-dash configuration constitute the border of the patented subject matter.

1 Claim, 6 Drawing Sheets



(56)

References Cited

U.S. PATENT DOCUMENTS

7,609,512 B2	10/2009	Richardson et al.	D645,441 S	9/2011	Choe et al.
D603,602 S	11/2009	Richardson et al.	8,016,107 B2	9/2011	Emsky
D605,850 S	12/2009	Richardson et al.	D647,519 S	10/2011	Rothbaum et al.
7,660,053 B2	2/2010	Naitou	D647,892 S *	11/2011	Ragde, Jr. D14/238.1
7,663,879 B2	2/2010	Richardson et al.	D649,536 S *	11/2011	Richardson et al. D14/250
D622,692 S	8/2010	McWilliam et al.	8,056,167 B2	11/2011	Cheung et al.
D624,114 S	9/2010	Ausems et al.	D654,068 S	2/2012	Monaco et al.
D624,115 S	9/2010	Ausems et al.	D654,483 S *	2/2012	Richardson et al. D14/250
D624,304 S *	9/2010	Danze et al. D3/201	8,132,670 B1	3/2012	Chen
7,789,228 B2	9/2010	Zenzai	D663,263 S	7/2012	Gupta et al.
D625,283 S	10/2010	Okada et al.	D665,735 S	8/2012	Kang et al.
D625,698 S	10/2010	Miyazaki et al.	8,245,843 B1	8/2012	Wu
D635,555 S	4/2011	Giles	D666,679 S *	9/2012	Ehara et al. D21/330
7,949,242 B2	5/2011	Yang et al.	2005/0247584 A1	11/2005	Lu
D639,286 S *	6/2011	Mohoney D14/250	2008/0012383 A1	1/2008	Larson
D642,170 S	7/2011	Johnson et al.	2009/0009945 A1	1/2009	Johnson et al.
8,008,591 B2	8/2011	Shi et al.	2009/0050499 A1	2/2009	Calco et al.
			2009/0111543 A1	4/2009	Tai et al.
			2010/0008208 A1	1/2010	Buechel et al.

* cited by examiner

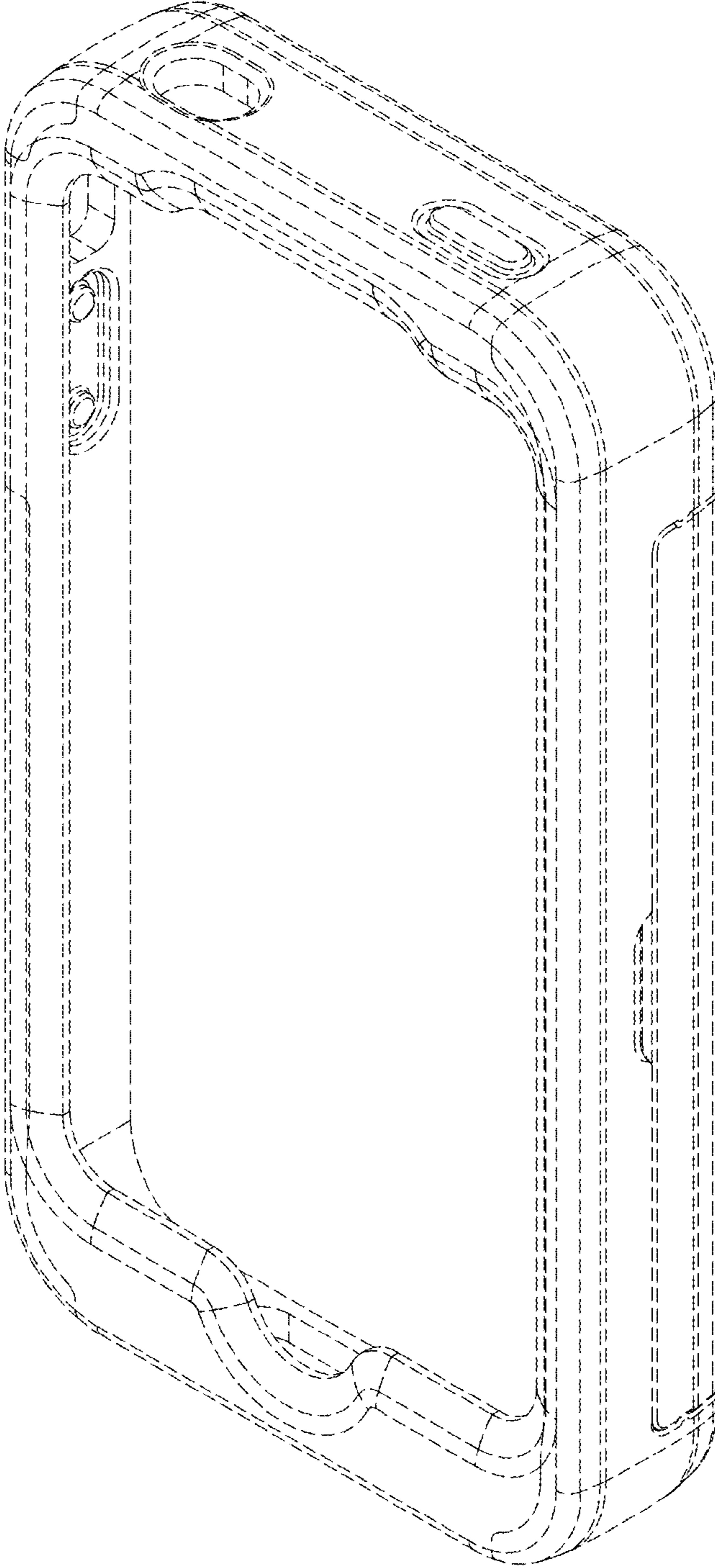


FIG. 1

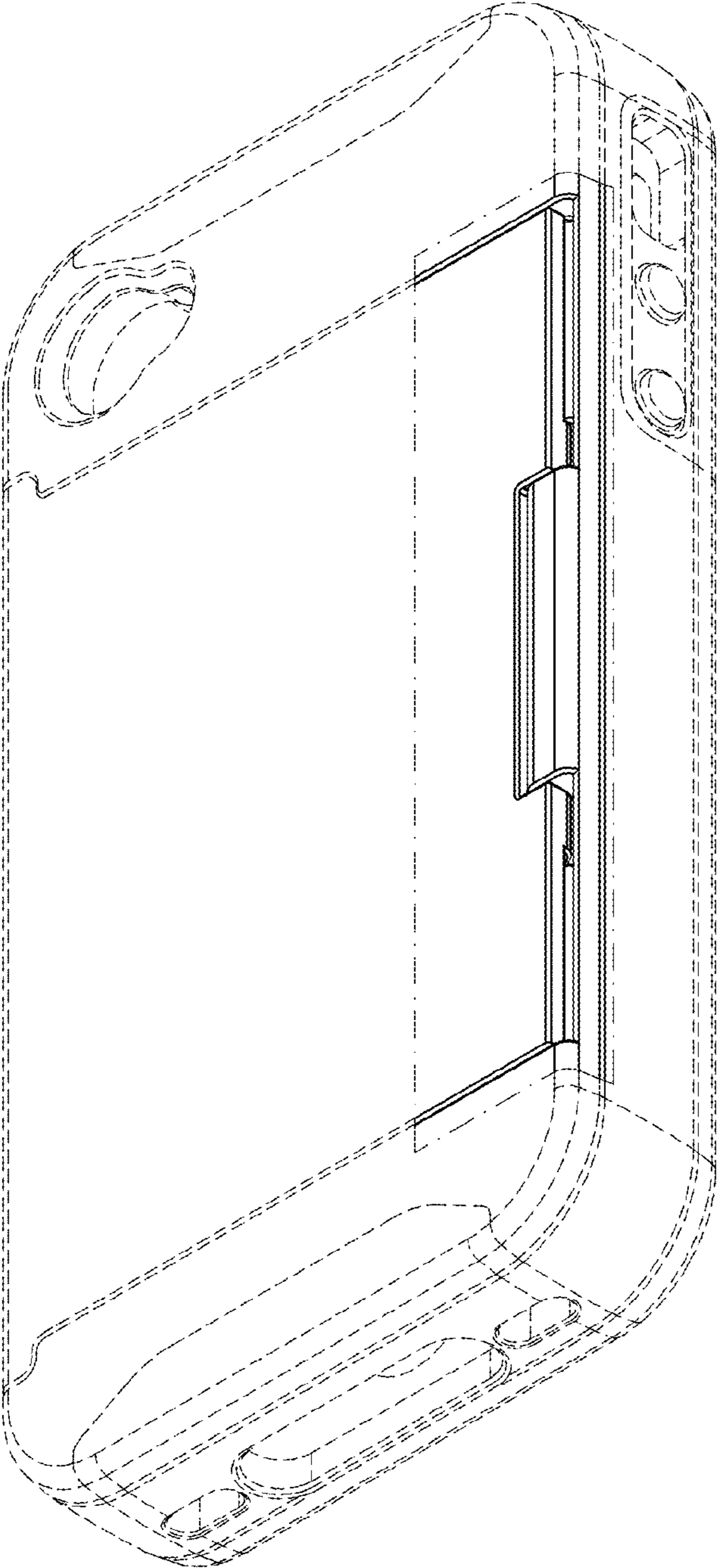


FIG. 2




FIG. 3

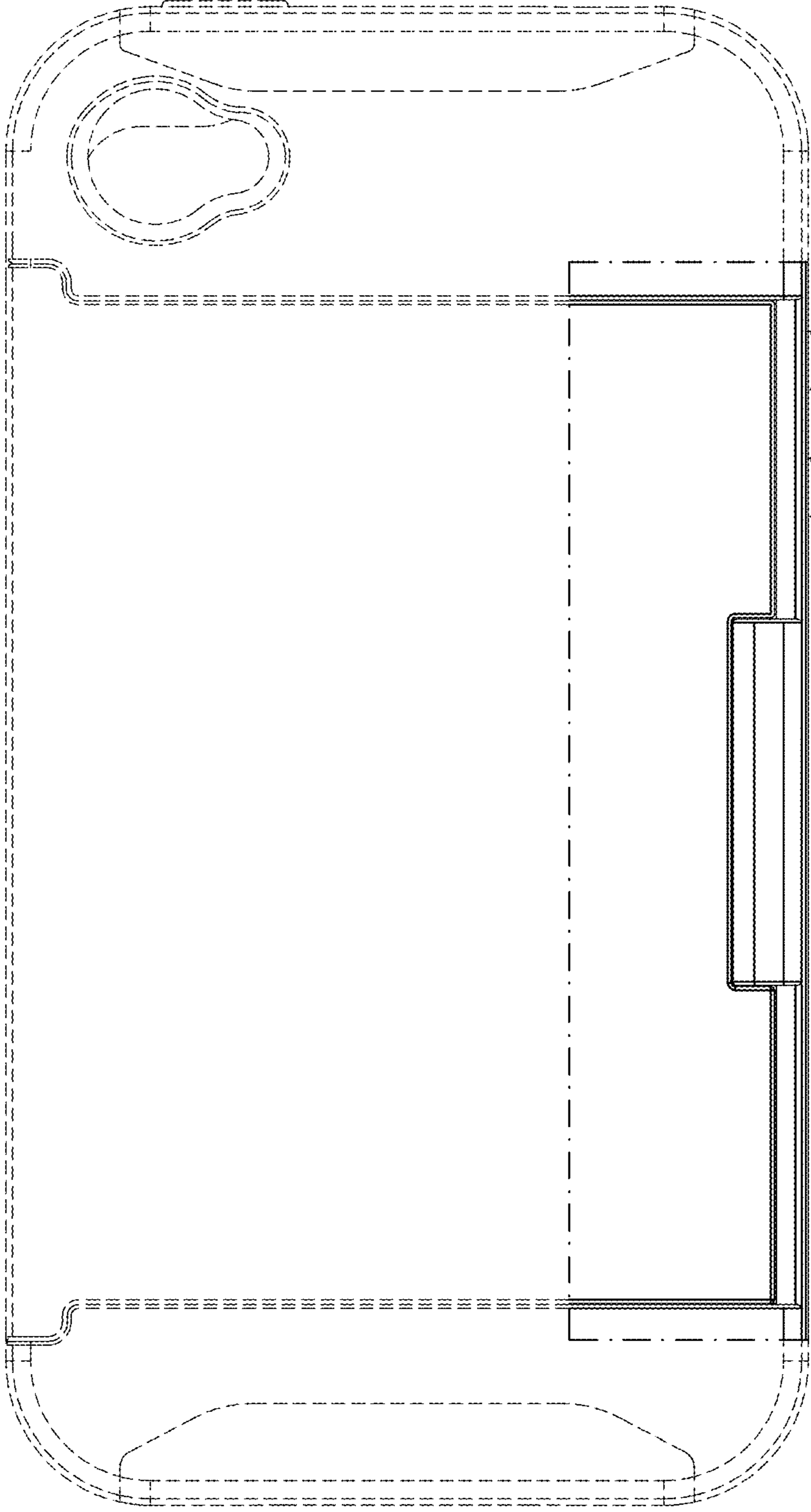


FIG. 4




FIG. 5




FIG. 6



FIG. 7



FIG. 8