



US00D712890S

(12) **United States Design Patent**
McCormac et al.

(10) **Patent No.:** **US D712,890 S**

(45) **Date of Patent:** **** Sep. 9, 2014**

(54) **MIRRORED, SLOTTED PHONE CASE**

(75) Inventors: **John A. McCormac**, Shaker Heights, OH (US); **Fredrich H. Dengel**, Avon, OH (US); **Jiju G. Johnson**, Waukesha, WI (US)

(73) Assignee: **Mobile Togs, LLC**, Shaker Heights, OH (US)

(**) Term: **14 Years**

(21) Appl. No.: **29/406,248**

(22) Filed: **Nov. 10, 2011**

(51) **LOC (10) Cl.** **14-03**

(52) **U.S. Cl.**
USPC **D14/250**

(58) **Field of Classification Search**
USPC D14/250–253, 440, 203.3–203.7, 217, D14/496, 248, 238.1, 240, 447, 138 AA; D3/201, 218, 269, 301, 273, 303, 103, D3/247; D13/103, 107–108, 119; 220/4.02; 248/309.1, 371, 176.3, 668; 361/679.56, 679.3, 679.25, 816; 379/426, 433.11, 455; 455/575.1, 455/575.8; 206/305, 320; 345/173

See application file for complete search history.

(56) **References Cited**

U.S. PATENT DOCUMENTS

D508,316 S 8/2005 Tsai
D527,176 S 8/2006 Andre et al.
D574,819 S * 8/2008 Andre et al. D3/269
D644,218 S * 8/2011 Akana et al. D14/341

D644,636 S * 9/2011 Richardson et al. D14/250
D644,638 S * 9/2011 Melanson et al. D14/250
D645,031 S * 9/2011 Richardson et al. D14/250
D690,688 S * 10/2013 Bau D14/250
2010/0224519 A1 9/2010 Kao
2010/0230301 A1 9/2010 Fellig
2011/0089078 A1 4/2011 Ziembra

FOREIGN PATENT DOCUMENTS

CN 201700622 U 1/2011

OTHER PUBLICATIONS

Blaze Mirror Case, “iphone 4 blaze mirror case”, www.aliexpress.com, 2011.

* cited by examiner

Primary Examiner — Randall Gholson

(57) **CLAIM**

The ornamental design for a mirrored, slotted phone case, as shown and described.

DESCRIPTION

FIG. 1 is a perspective view of a mirrored, slotted phone case showing the design;

FIG. 2 is a rear view showing the mirror of the phone case of FIG. 1;

FIG. 3 is a top view of the phone case of FIG. 1;

FIG. 4 is a bottom view of the phone case of FIG. 1;

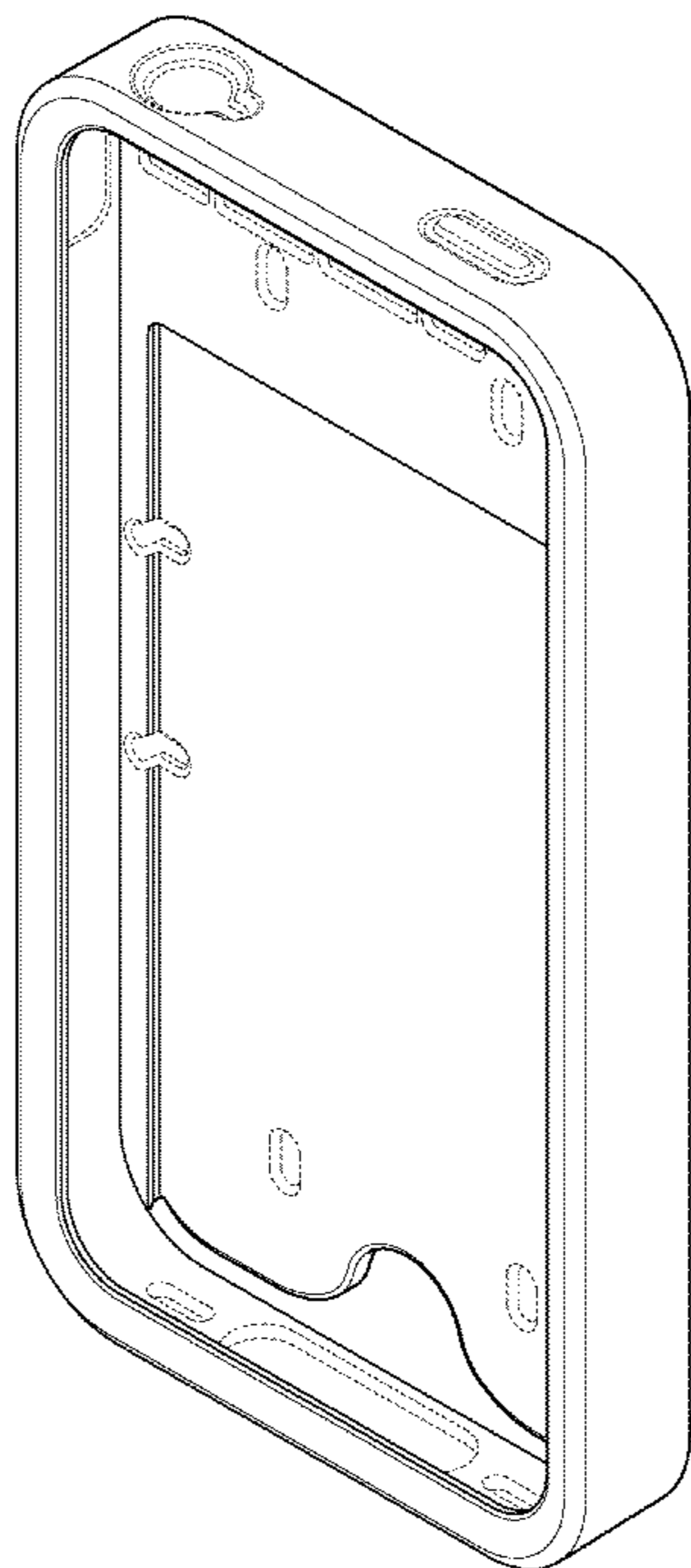
FIG. 5 is a front view of the phone case of FIG. 1;

FIG. 6 is a right side view of the phone case of FIG. 1; and,

FIG. 7 is a left side view of the phone case of FIG. 1.

The broken lines in the figures show unclaimed subject matter only and form no part of the claimed design.

1 Claim, 5 Drawing Sheets



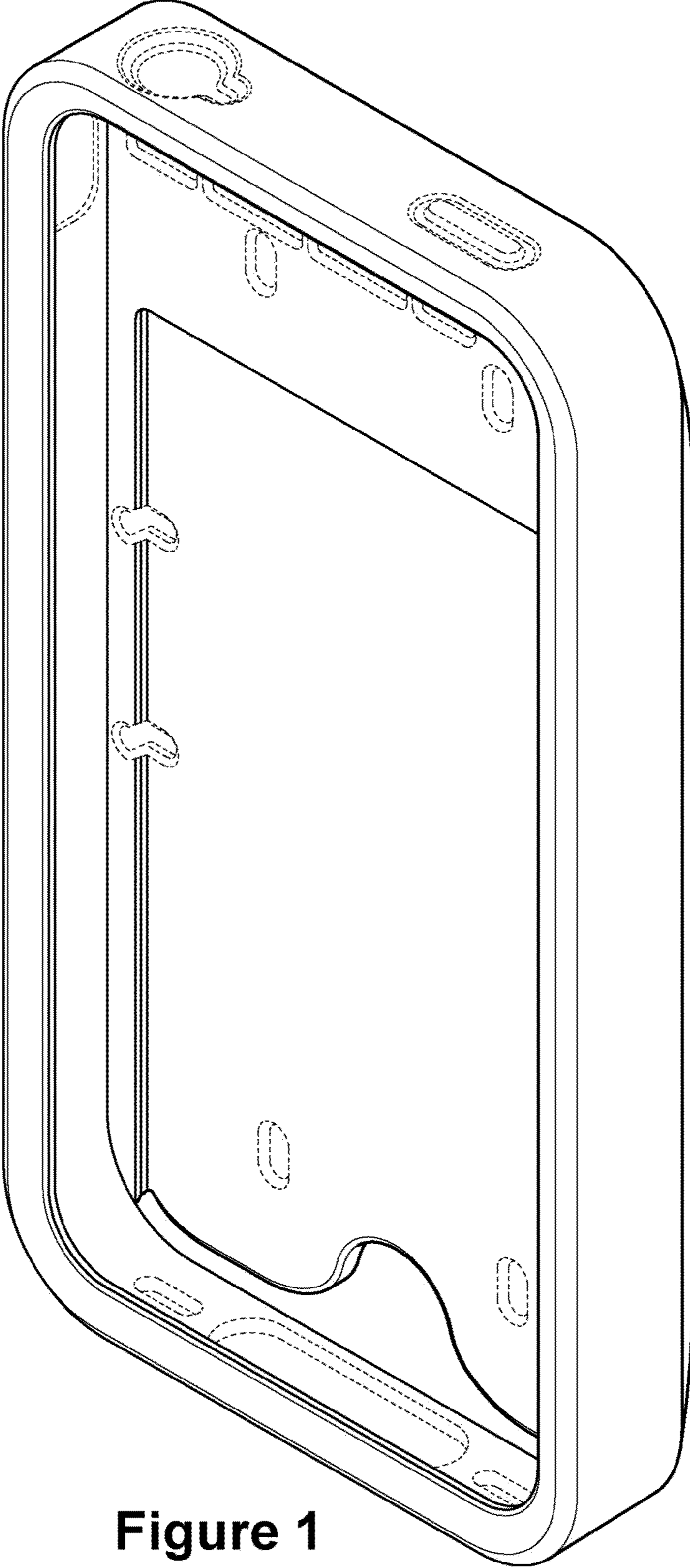


Figure 1

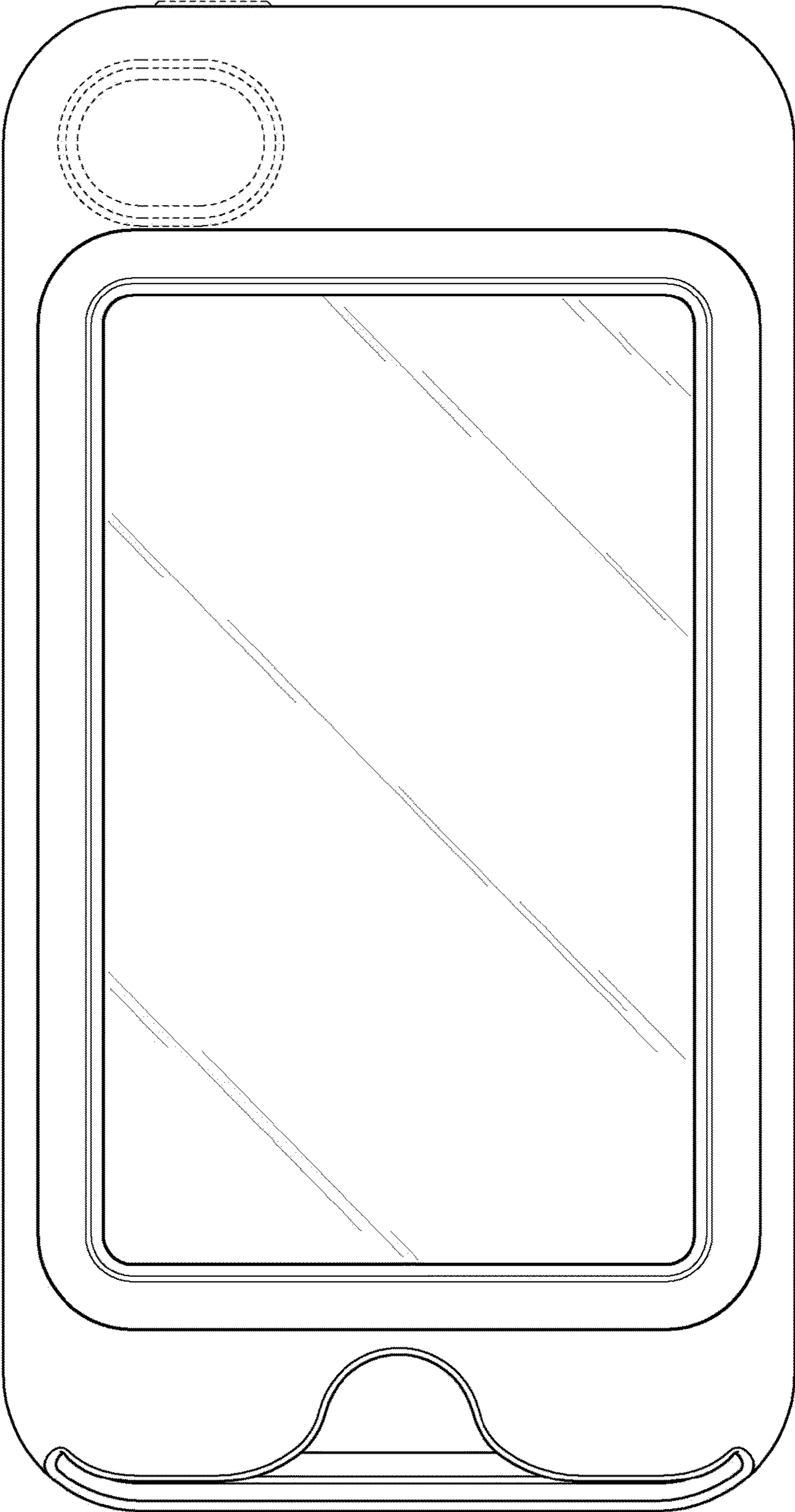


Figure 2




Figure 3

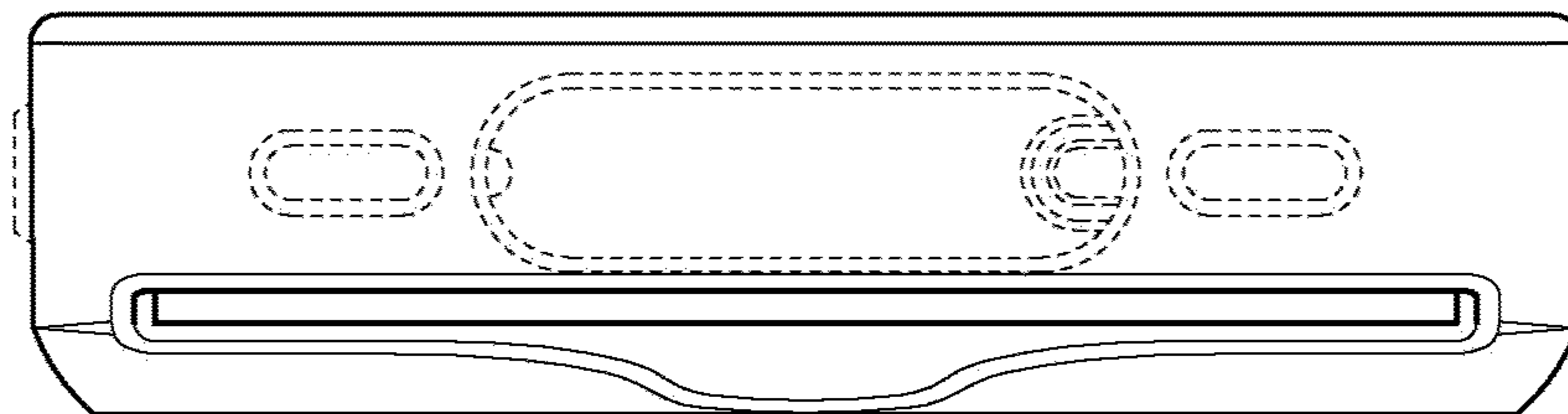


Figure 4

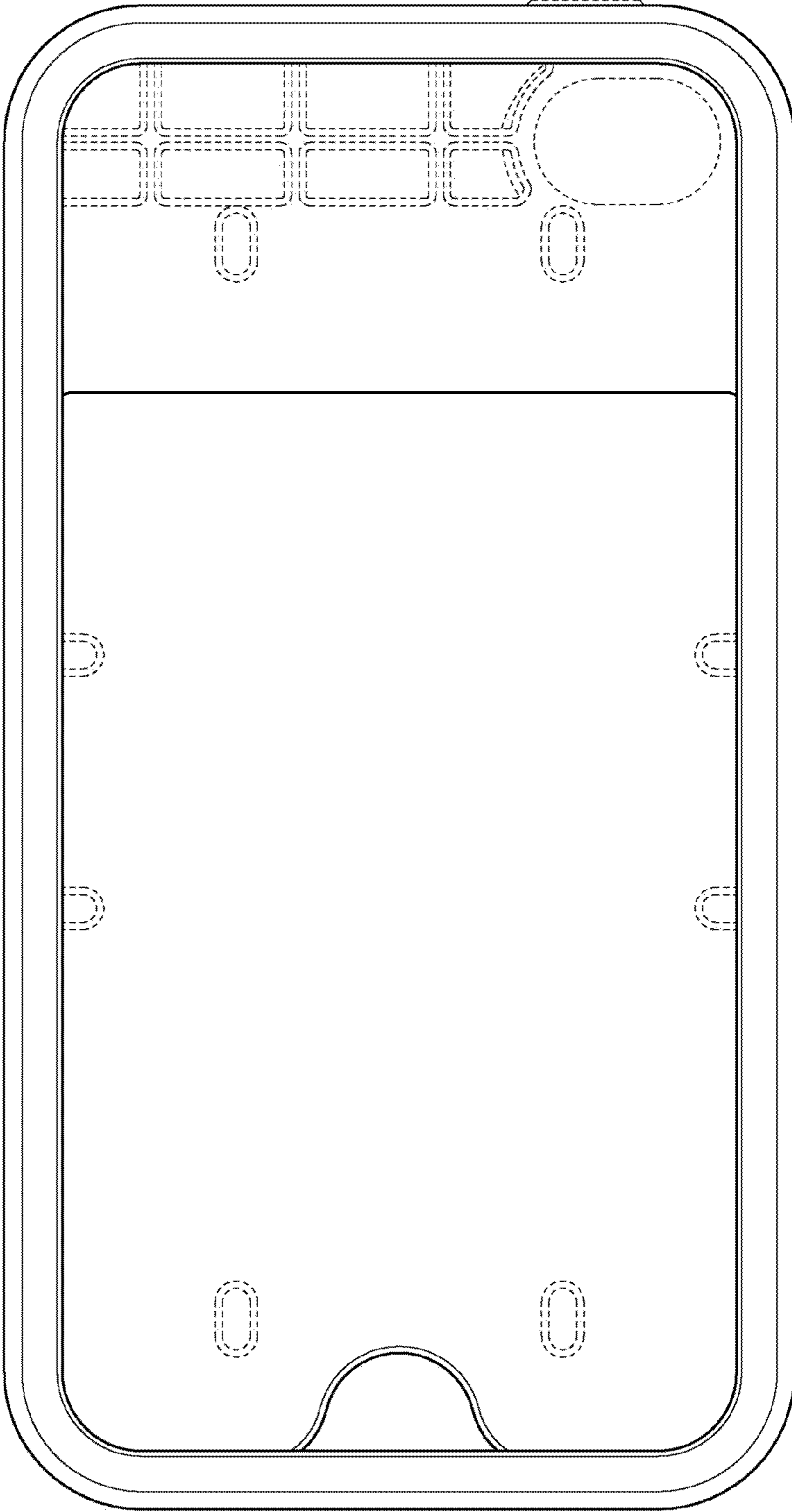


Figure 5




Figure 6

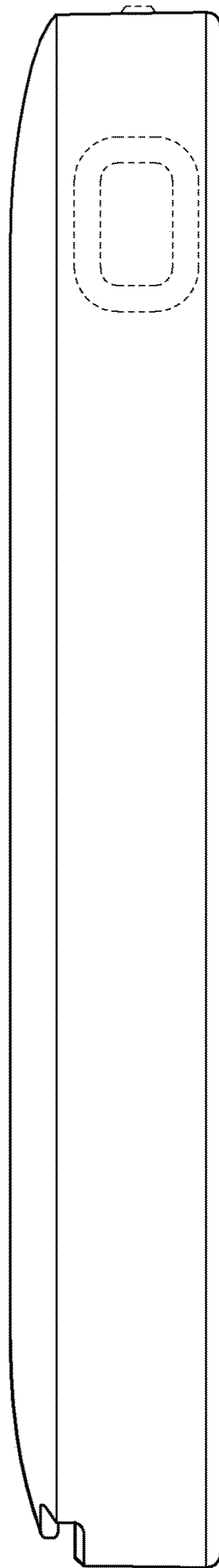


Figure 7