



US00D712820S

(12) **United States Design Patent**
Hutz

(10) **Patent No.:** **US D712,820 S**

(45) **Date of Patent:** **** Sep. 9, 2014**

(54) **TIRE SHOULDER TREAD**

(75) Inventor: **John Anthony Hutz**, Greer, SC (US)

(73) Assignees: **Compagnie General des Etablissements Michelin**, Clermont-Ferrand (FR); **Michelin Recherche et Technique S.A.**, Granges-Paccot (CH)

(**) Term: **14 Years**

(21) Appl. No.: **29/430,286**

(22) Filed: **Aug. 23, 2012**

(51) **LOC (10) Cl.** **12-15**

(52) **U.S. Cl.**
USPC **D12/605**

(58) **Field of Classification Search**
USPC D12/500–501, 544, 579, 600–605;
152/523–524, DIG. 12, 555; D7/588,
D7/396.4–396.5

See application file for complete search history.

(56) **References Cited**

U.S. PATENT DOCUMENTS

D449,803 S	*	10/2001	Guspodin et al.	D12/605
D507,521 S		7/2005	Williams et al.	
D563,311 S	*	3/2008	Brainerd et al.	D12/605
D597,024 S	*	7/2009	Ochi	D12/605
D610,532 S	*	2/2010	Brainerd et al.	D12/605
D610,977 S	*	3/2010	Osaka	D12/605
D615,031 S	*	5/2010	Osaka	D12/605

D638,354 S	*	5/2011	Strader et al.	D12/605
D647,032 S		10/2011	Ebel et al.	
D653,200 S	*	1/2012	Kuwano	D12/605
D663,682 S	*	7/2012	Ohara	D12/605
D670,642 S	*	11/2012	Maxwell et al.	D12/605

OTHER PUBLICATIONS

Michelin LTX A/T2, www.michlenman.com, at least as early as Aug. 21, 2012, 3 page.

* cited by examiner

Primary Examiner — Stacia Cadmus

(74) *Attorney, Agent, or Firm* — Dority & Manning, P.A.

(57) **CLAIM**


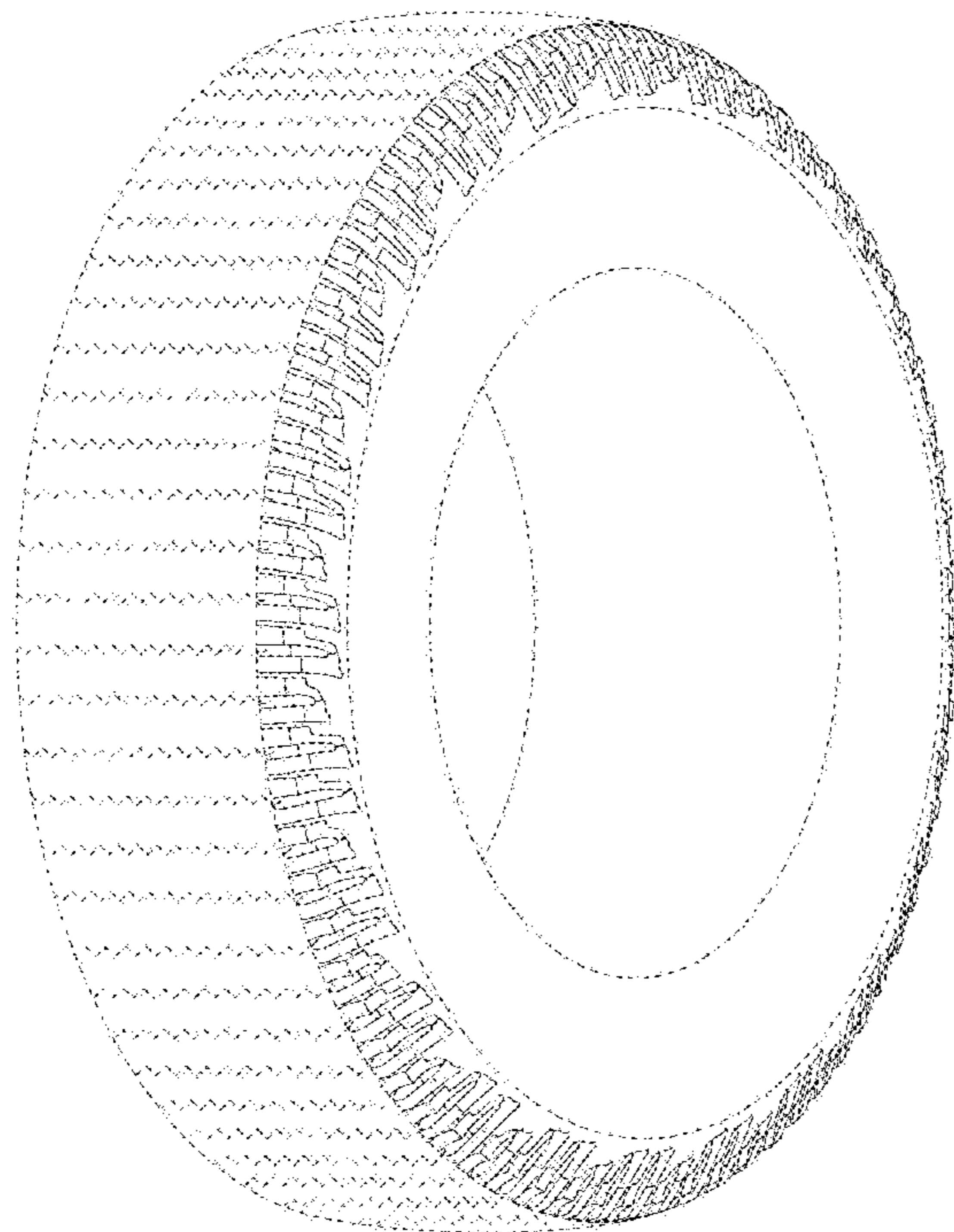
The ornamental design for a tire shoulder tread, as shown and described.

DESCRIPTION

FIG. 1 is a perspective view of a tire shoulder tread showing the new design, it being understood that the shoulder tread pattern repeats circumferentially throughout the shoulder of the tire, the opposite side perspective being identical thereto; FIG. 2 is a front elevation view thereof; and, FIG. 3 is a side elevation view of the right side thereof, the left side elevation being identical thereto.

In the drawings, the heel or crown of the tire is shown with a “generic” pattern for the purpose of showing the environmental structure of a tire and forms no part of the claimed design. In the drawings, the broken line disclosure of the tire sidewall and inner bead depicts environmental structure and forms no part of the claimed design.

1 Claim, 3 Drawing Sheets



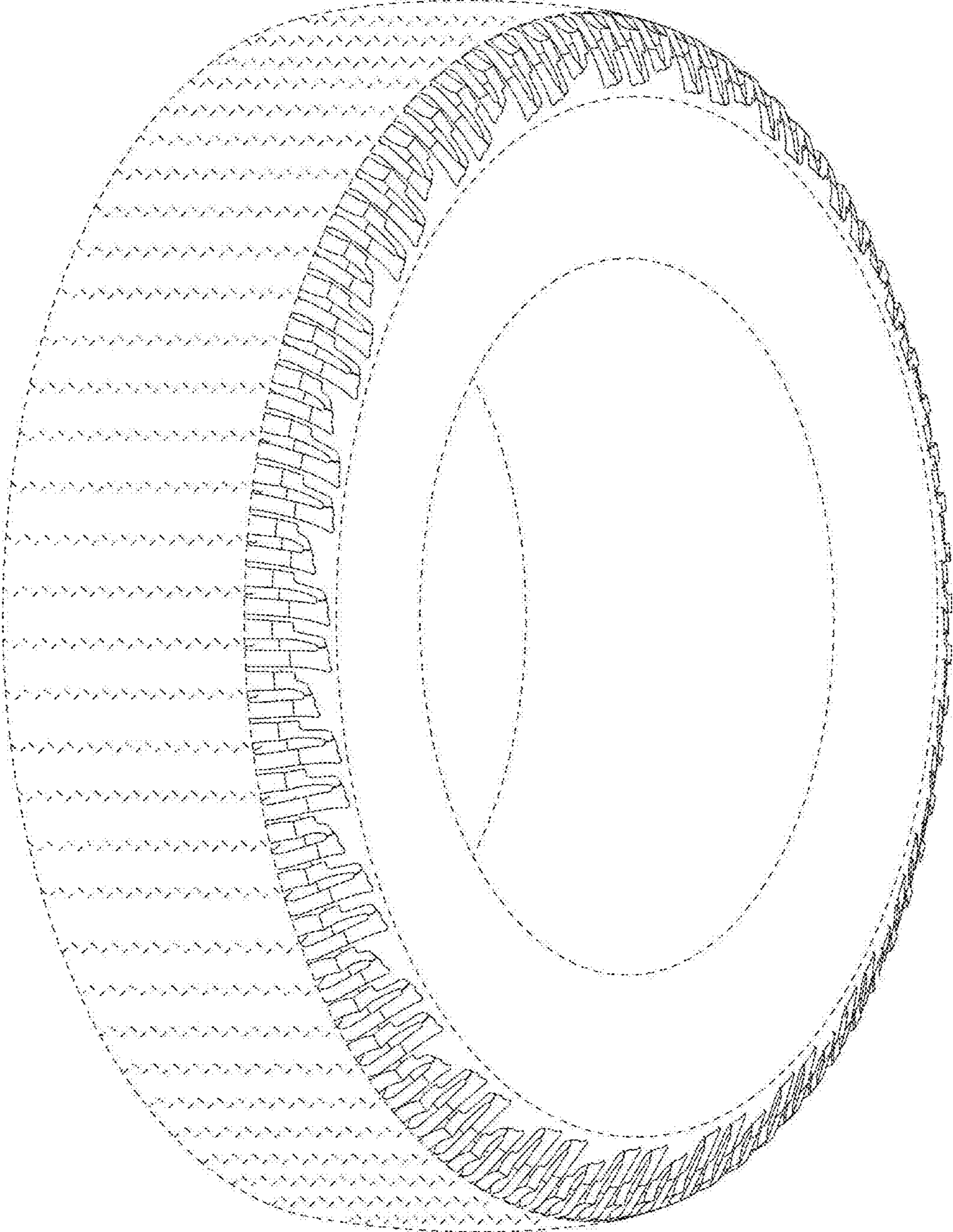


Fig. 1

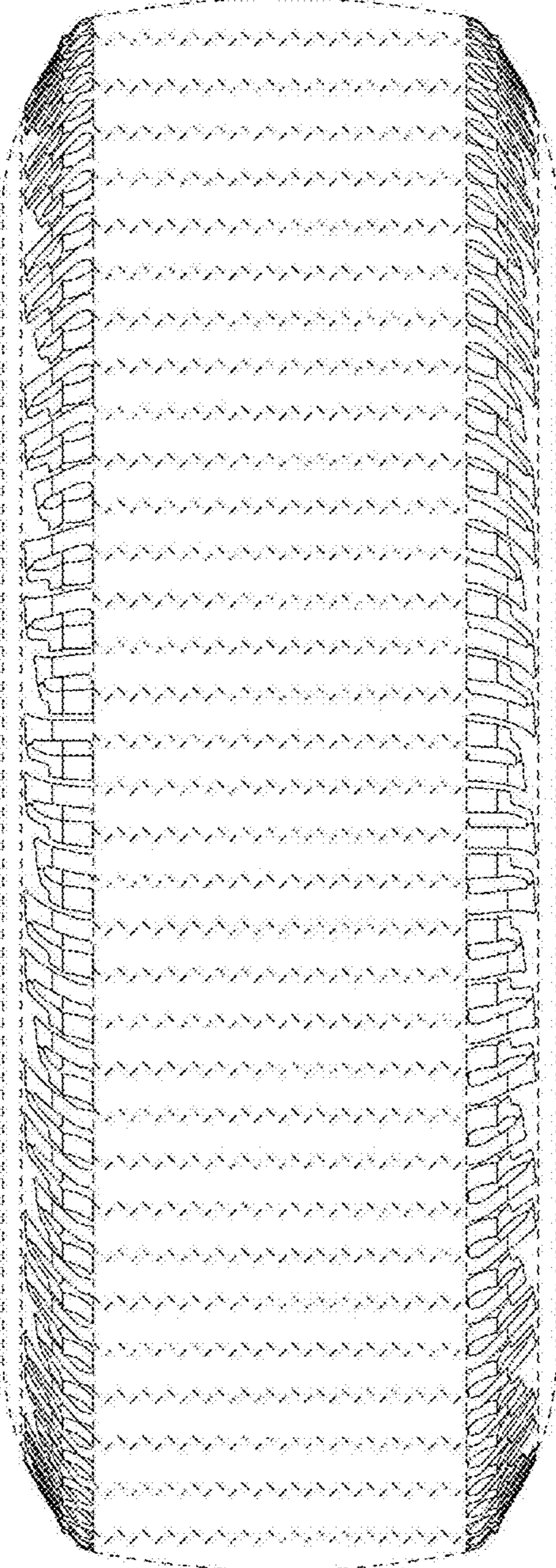


Fig. 2




Fig. 3