



US00D712806S

(12) **United States Design Patent**
Alesi et al.

(10) **Patent No.:** **US D712,806 S**
(45) **Date of Patent:** **** Sep. 9, 2014**

(54) **STEERING WHEEL COVER CORE**

FOREIGN PATENT DOCUMENTS

(71) Applicant: **Custom Accessories, Inc.**, Richmond, IL (US)

WO 2010077113 A1 7/2010

(72) Inventors: **Vincent Alesi**, Kildeer, IL (US);
Anthony Ferenzi, Plainfield, IL (US)

OTHER PUBLICATIONS

English translation of Publication No. WO2010/077113.

(73) Assignee: **Custom Accessories, Inc.**, Richmond, IL (US)

* cited by examiner

Primary Examiner — Melody N Brown

(**) Term: **14 Years**

(74) *Attorney, Agent, or Firm* — Patzik, Frank & Samotny Ltd.

(21) Appl. No.: **29/471,564**

(22) Filed: **Nov. 1, 2013**

(57) **CLAIM**

The ornamental design for a steering wheel cover core, as shown and described.

(51) **LOC (10) Cl.** **12-16**

(52) **U.S. Cl.**
USPC **D12/177**

(58) **Field of Classification Search**
USPC D12/177, 175, 176; 74/552, 558, 558.5
See application file for complete search history.

DESCRIPTION

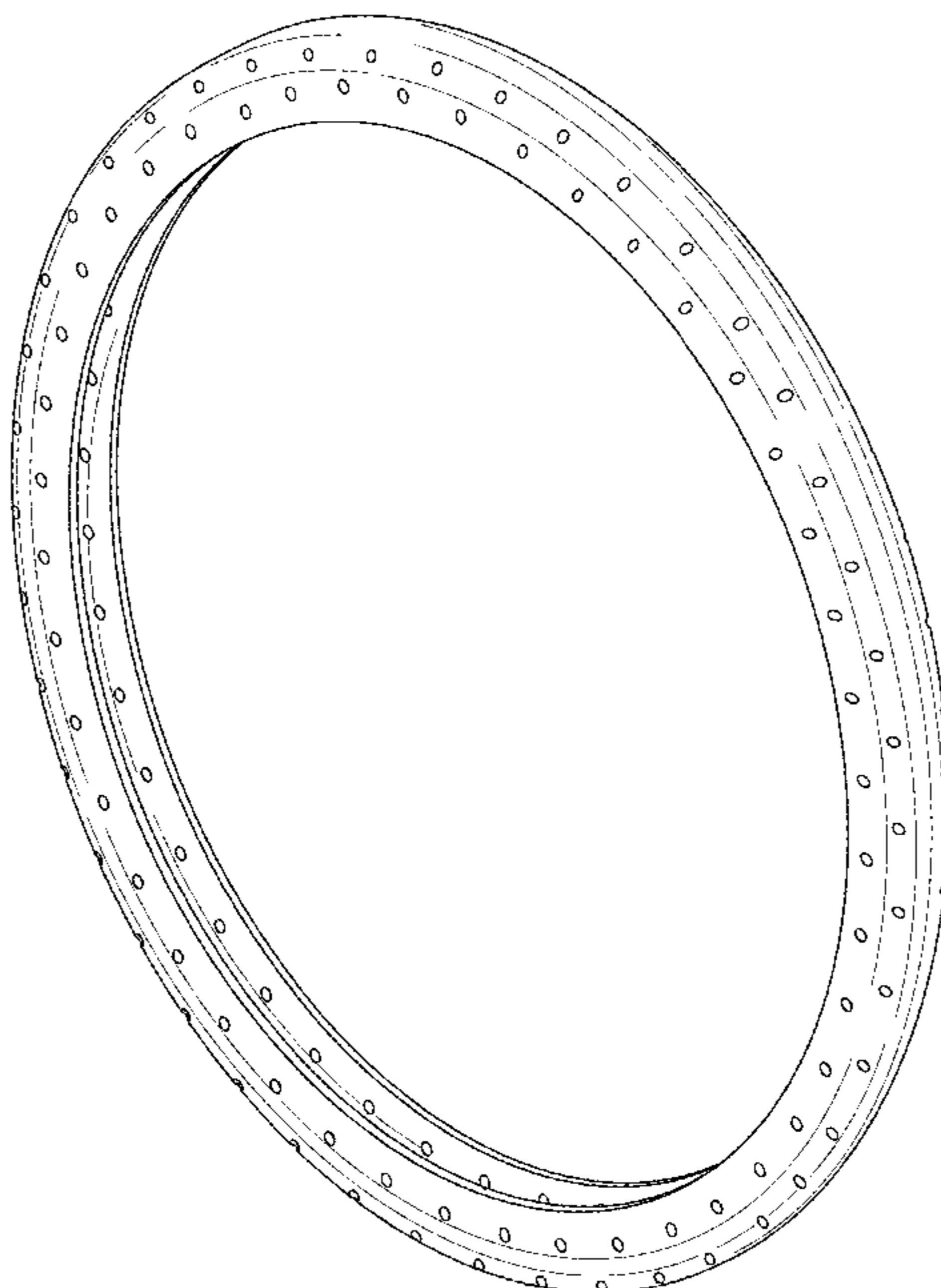
FIG. 1 is a front perspective view of the steering wheel cover core of the present invention;
FIG. 2 is a front elevation plan view of the steering wheel cover core of the present invention, the rear elevation view being a mirror image thereof;
FIG. 3 is a left side elevation view of the steering wheel cover core of the present invention, the right side elevation view being a mirror image thereof; and,
FIG. 4 is a top plan view of the steering wheel cover core of the present invention, the bottom plan view being a mirror image thereof.

(56) **References Cited**

U.S. PATENT DOCUMENTS

3,312,124	A	4/1967	Meier	
3,530,739	A	9/1970	Meier	
4,108,020	A	8/1978	Fleischmann et al.	
D411,495	S *	6/1999	Itshakov	D12/177
D415,459	S *	10/1999	Itshakov	D12/177
D437,272	S *	2/2001	Lin	D12/177
D458,879	S *	6/2002	Burden	D12/177
D475,334	S *	6/2003	Peng	D12/177

1 Claim, 3 Drawing Sheets



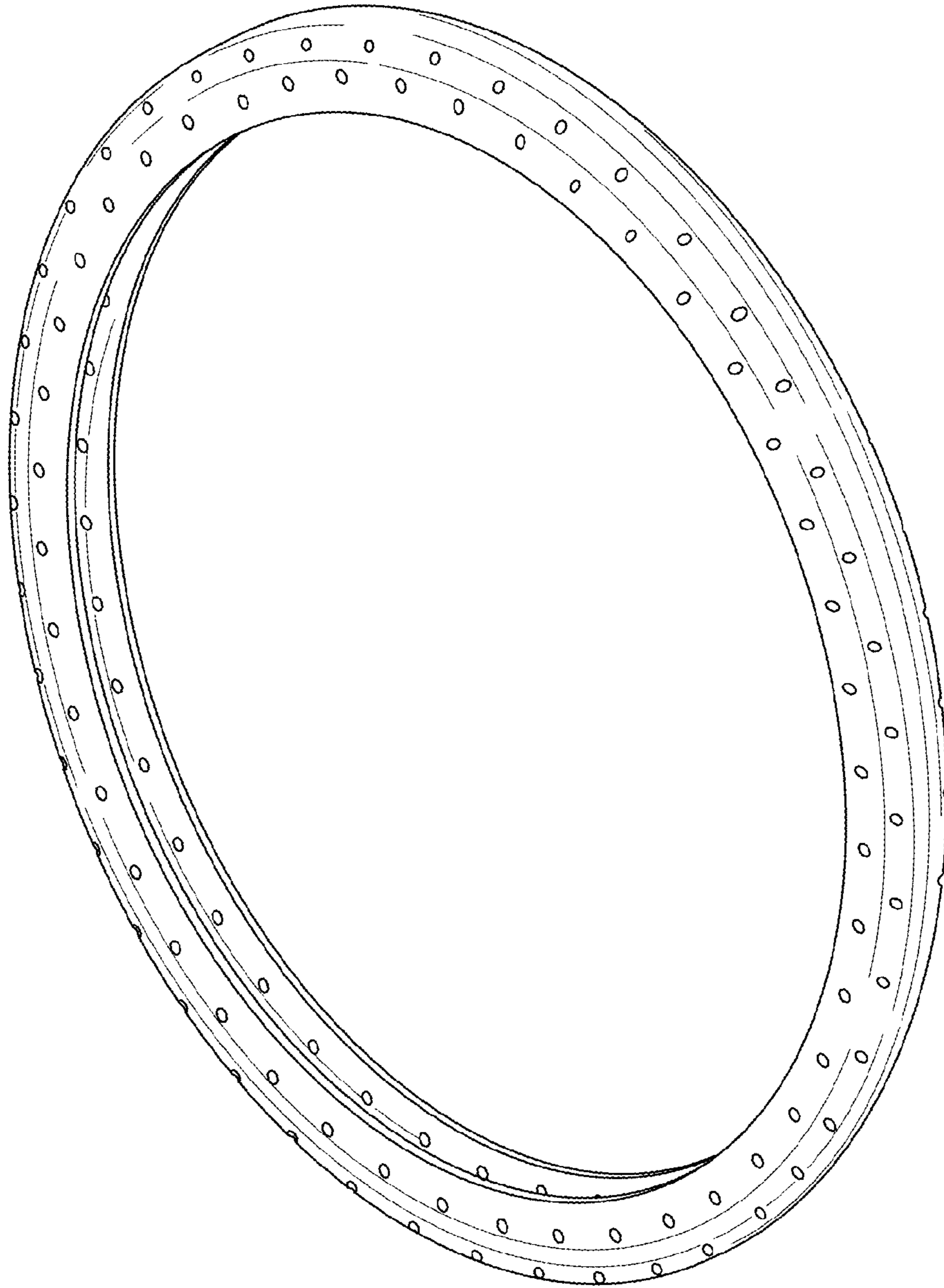


FIG. 1

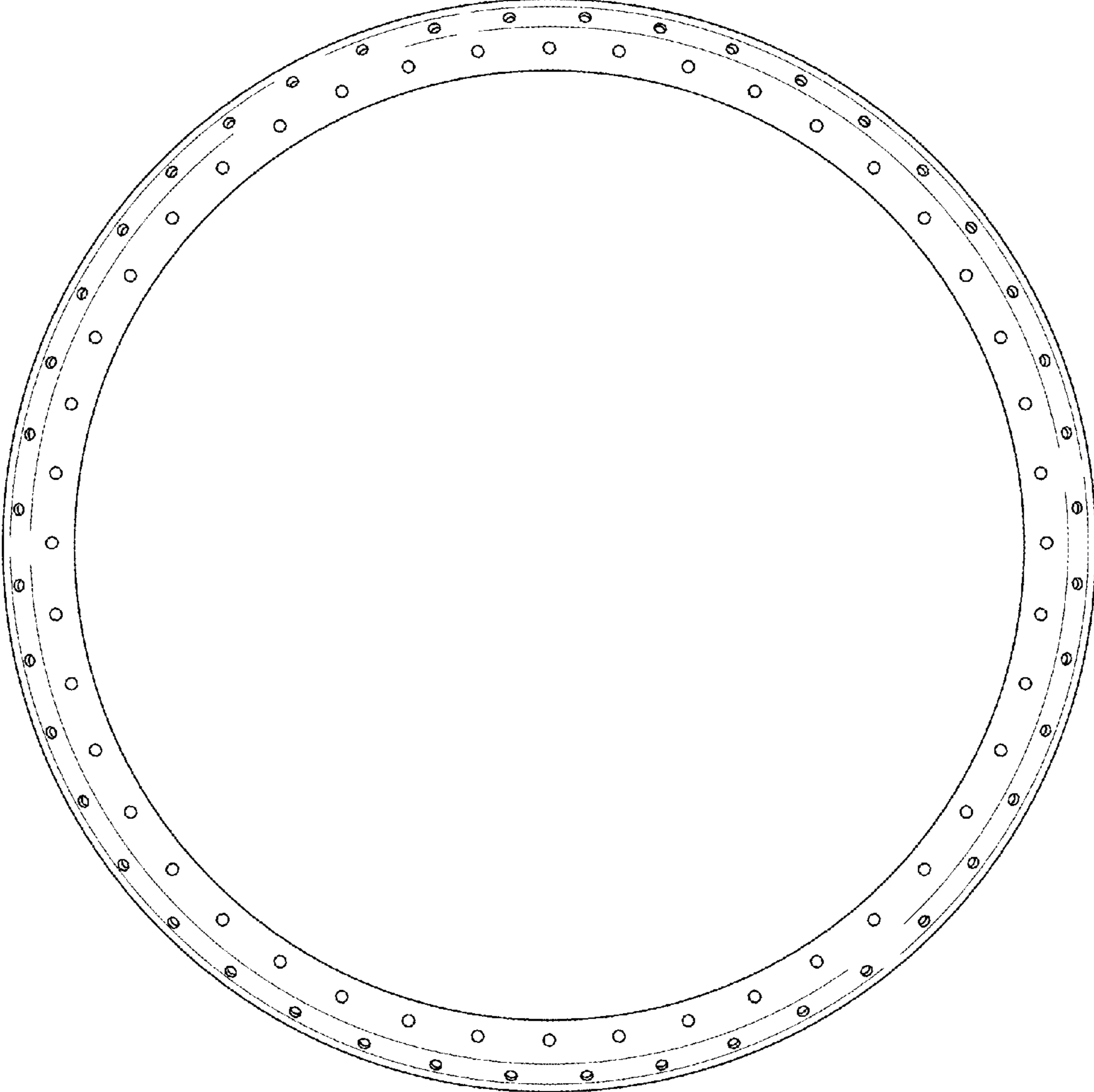


FIG. 2

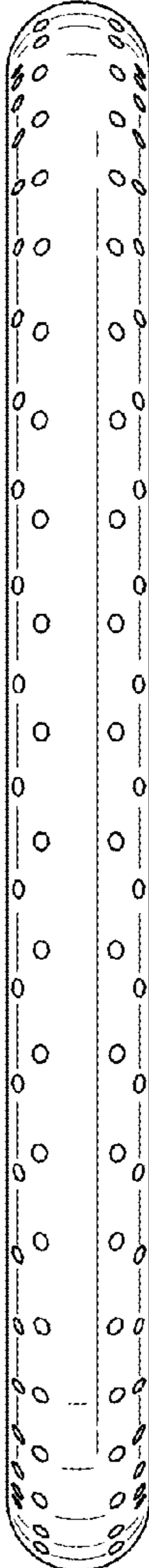


FIG. 3

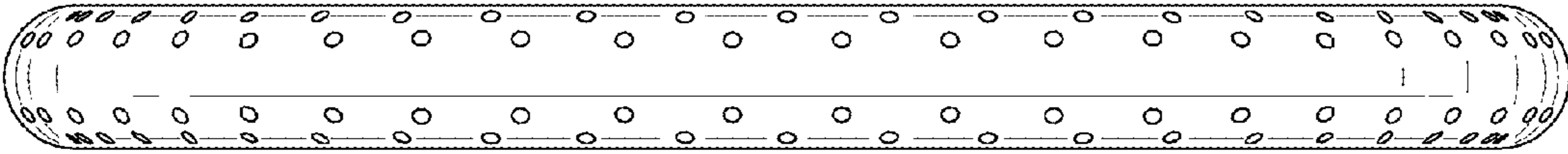


FIG. 4