



US00D712788S

(12) **United States Design Patent**  
**Bischoff et al.**

(10) **Patent No.:** **US D712,788 S**

(45) **Date of Patent:** **\*\* Sep. 9, 2014**

(54) **MOTOR VEHICLE**

(71) Applicant: **Volkswagen Aktiengesellschaft,**  
Wolfsburg (DE)

(72) Inventors: **Klaus Bischoff,** Wolfsburg (DE); **Marc**  
**Lichte,** Wolfsburg (DE); **Andreas**  
**Mindt,** Wolfsburg (DE); **Philipp**  
**Römers,** Wolfsburg (DE)

(73) Assignee: **Volkswagen Aktiengesellschaft,**  
Wolfsburg (DE)

(\*\*) Term: **14 Years**

(21) Appl. No.: **29/462,610**

(22) Filed: **Aug. 6, 2013**

(30) **Foreign Application Priority Data**

Mar. 25, 2013 (WO) ..... 729 005 001

(51) **LOC (10) Cl.** ..... **12-08**

(52) **U.S. Cl.**  
USPC ..... **D12/91**

(58) **Field of Classification Search**  
USPC ..... D12/86, 90-92, 88; D21/424, 433, 434;  
296/181.1, 181.5  
See application file for complete search history.

(56) **References Cited**

**U.S. PATENT DOCUMENTS**

D584,189 S \* 1/2009 Bischoff et al. .... D12/91  
D584,997 S \* 1/2009 Bischoff et al. .... D12/91

D620,394 S \* 7/2010 Bischoff et al. .... D12/91  
D620,840 S \* 8/2010 Bischoff et al. .... D12/91  
D626,885 S \* 11/2010 Bischoff et al. .... D12/91  
D637,943 S \* 5/2011 Bischoff et al. .... D12/92  
D671,034 S \* 11/2012 Bischoff et al. .... D12/91  
D671,035 S \* 11/2012 Bischoff et al. .... D12/91  
D678,126 S \* 3/2013 Bischoff et al. .... D12/92  
D683,656 S \* 6/2013 Bischoff et al. .... D12/91  
D690,231 S \* 9/2013 Bischoff et al. .... D12/91  
D698,698 S \* 2/2014 Bischoff et al. .... D12/91

\* cited by examiner

*Primary Examiner* — Melody Brown

(74) *Attorney, Agent, or Firm* — Lucas & Mercanti, LLP;  
Klaus P. Stoffel

(57) **CLAIM**

The ornamental design for a motor vehicle, as shown and described.

**DESCRIPTION**

FIG. 1 is a front, right side perspective view of the motor vehicle of the present invention;  
FIG. 2 is a front, left side perspective view thereof;  
FIG. 3 is a rear, right side perspective view thereof;  
FIG. 4 is a rear, left side perspective view thereof;  
FIG. 5 is a right side view thereof;  
FIG. 6 is a left side view thereof;  
FIG. 7 is a front view thereof;  
FIG. 8 is a rear view thereof;  
FIG. 9 is a top view thereof; and,  
FIG. 10 is a bottom view thereof.  
The text on the tire and the tire tread pattern do not form part of the claimed design.

**1 Claim, 6 Drawing Sheets**







Fig. 1



Fig. 2






Fig. 3

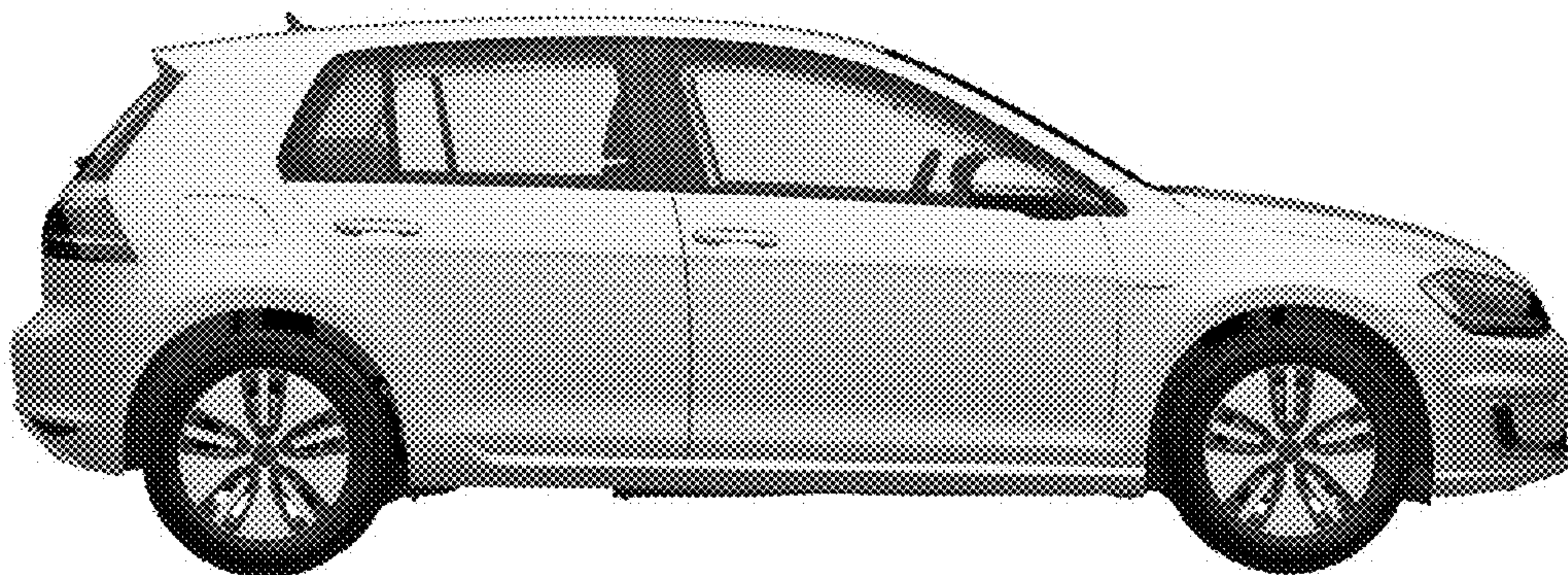


Fig. 4





**Fig. 5**



**Fig. 6**





Fig. 7





Fig. 8

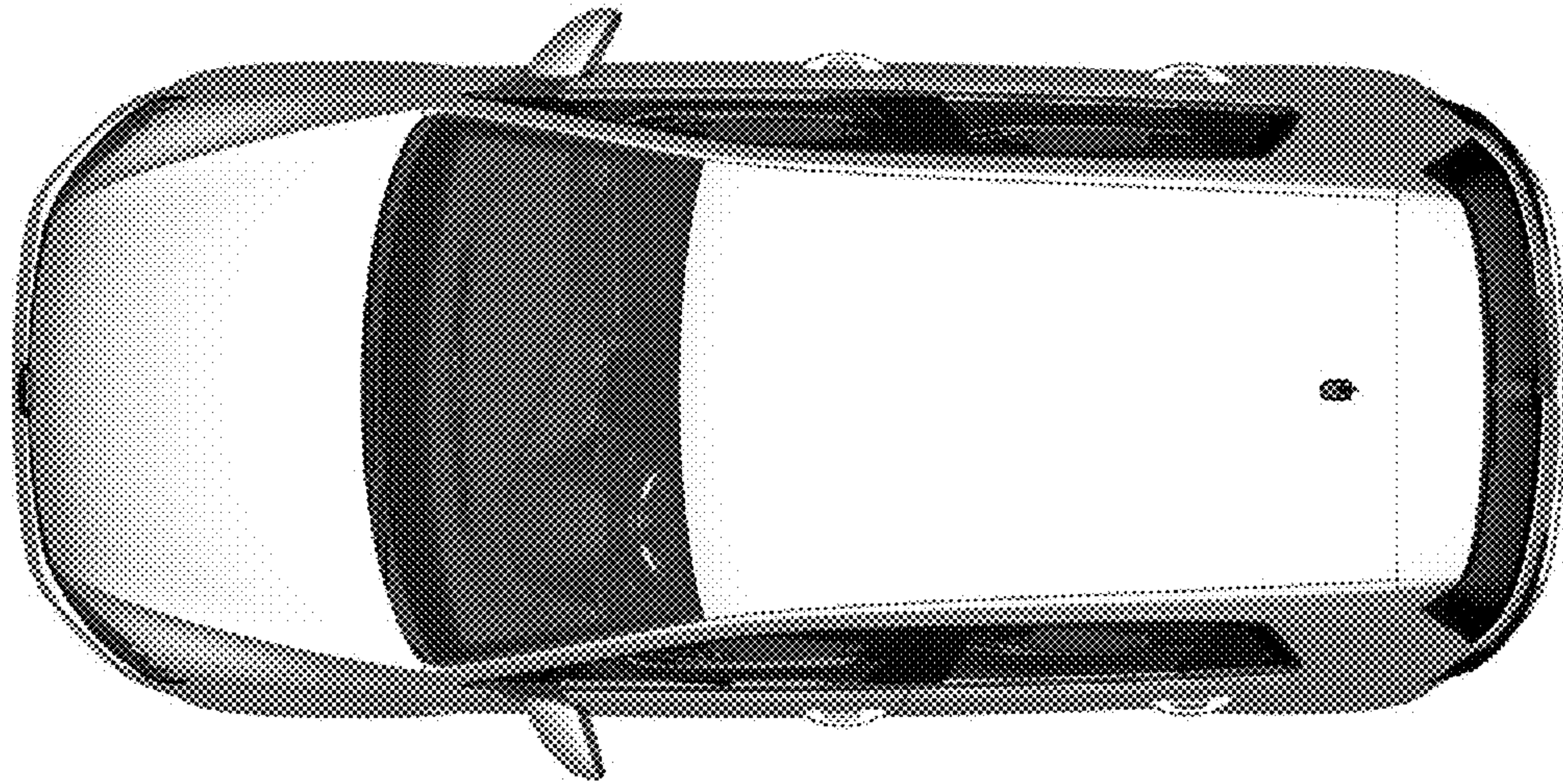


Fig. 9




Fig. 10