



US00D712780S

(12) **United States Design Patent**
Tull

(10) **Patent No.:** **US D712,780 S**

(45) **Date of Patent:** **** Sep. 9, 2014**

(54) **DISPLAY OBJECT PENDANT**

(71) Applicant: **John Paul Tull**, Yukon, OK (US)

(72) Inventor: **John Paul Tull**, Yukon, OK (US)

(**) Term: **14 Years**

(21) Appl. No.: **29/463,345**

(22) Filed: **Oct. 23, 2013**

(51) **LOC (10) Cl.** **11-01**

(52) **U.S. Cl.**
USPC **D11/79**

(58) **Field of Classification Search**
USPC D11/79-86, 91, 92, 40-43, 1, 2, 7, 8, 9,
D11/87; 63/1.11, 1.14, 1.15, 18-20, 26-28,
63/DIG. 2, 900, 40; D19/65
See application file for complete search history.

(56) **References Cited**

U.S. PATENT DOCUMENTS

3,964,187	A *	6/1976	Stumpf	40/27.5
D252,744	S *	8/1979	Barr	D11/79
D301,845	S *	6/1989	Yoshida	D11/79
D336,058	S *	6/1993	Sery	D11/79
5,305,934	A *	4/1994	Grey	224/617
D484,067	S *	12/2003	Wright	D11/79
D501,395	S	2/2005	Kelleghan		

D584,984	S	1/2009	Morris		
D606,446	S *	12/2009	Aletto et al.	D11/79
D606,450	S *	12/2009	Aletto et al.	D11/103
D658,531	S *	5/2012	Nazarenko et al.	D11/79
8,389,838	B2	3/2013	Aletto		
2010/0206154	A1	8/2010	Aletto		
2013/0152763	A1	6/2013	Aletto		

* cited by examiner

Primary Examiner — Garth Rademaker

Assistant Examiner — Melanie Pellegrini

(74) *Attorney, Agent, or Firm* — Randal D. Homburg

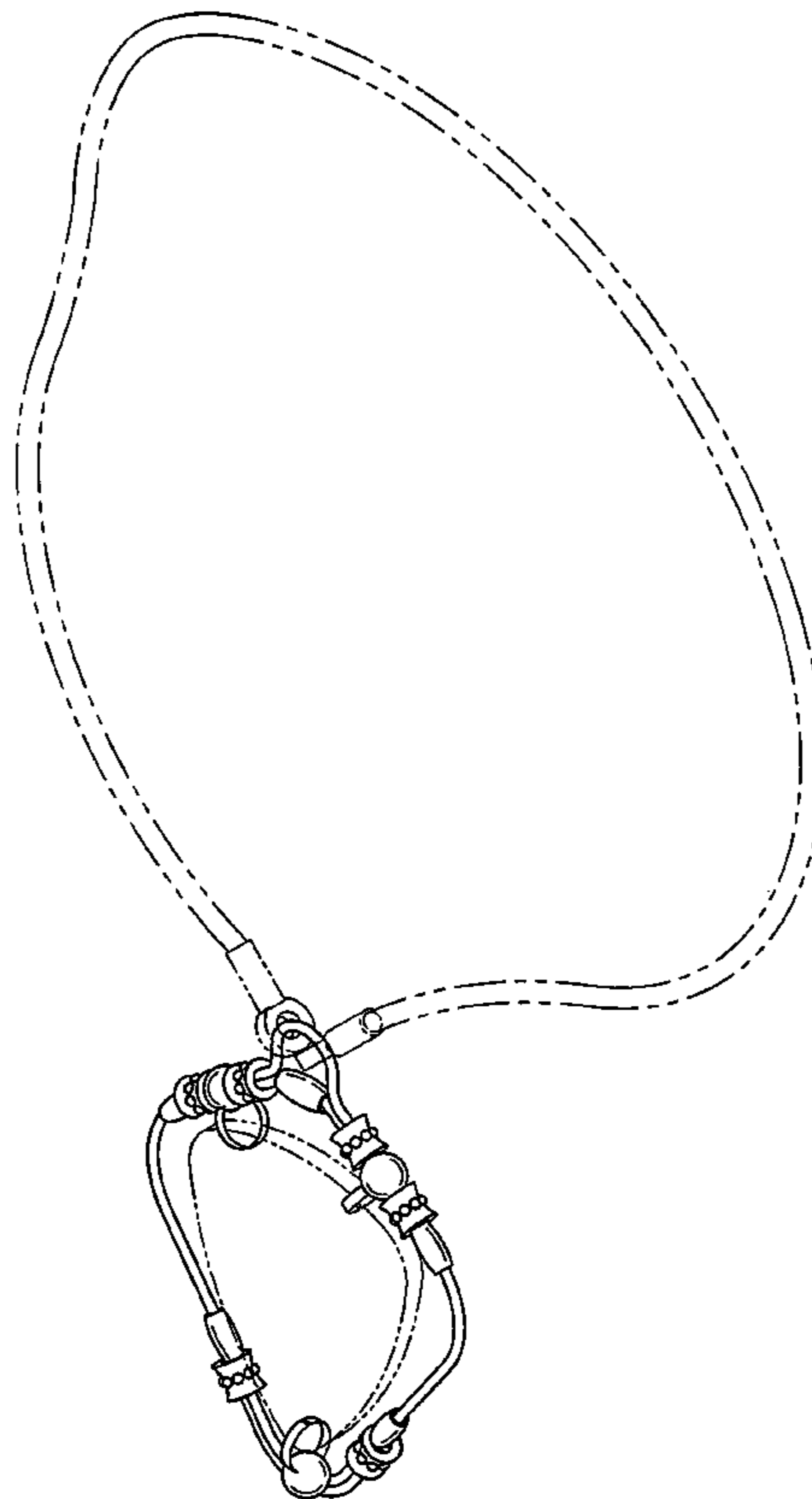
(57) **CLAIM**

The ornamental design for a display object pendant, as shown and described.

DESCRIPTION

FIG. 1 is a front view of a display object pendant.
FIG. 2 is a rear view of the display object pendant.
FIG. 3 is a top end view of the display object pendant.
FIG. 4 is a bottom end view of the display object pendant.
FIG. 5 is a right side view of the display object pendant.
FIG. 6 is a left side view of the display object pendant; and,
FIG. 7 is an upper perspective view of the display object pendant with broken lines indicating an environment in which the display object pendant is used and forming no part of the claimed design.

1 Claim, 3 Drawing Sheets



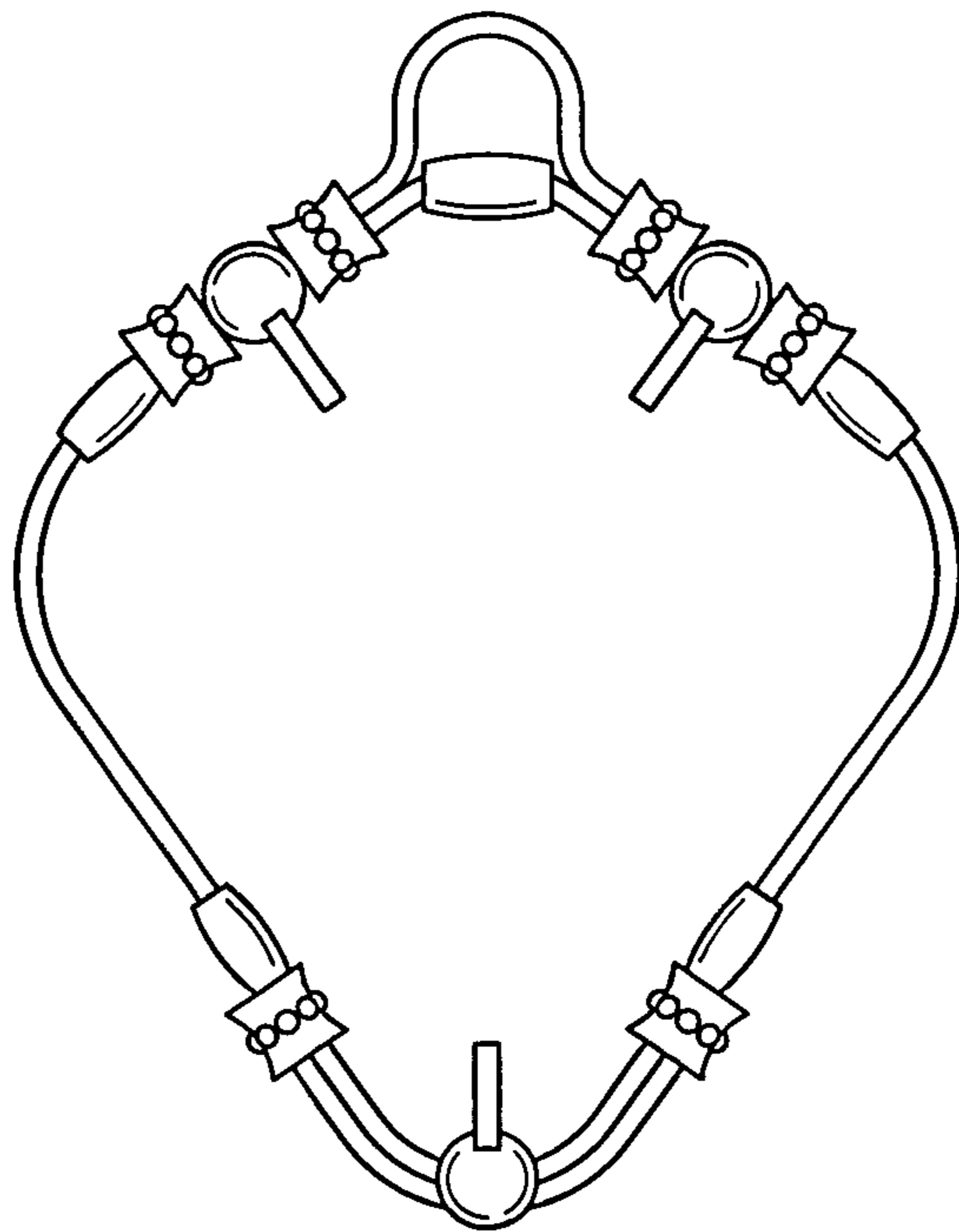
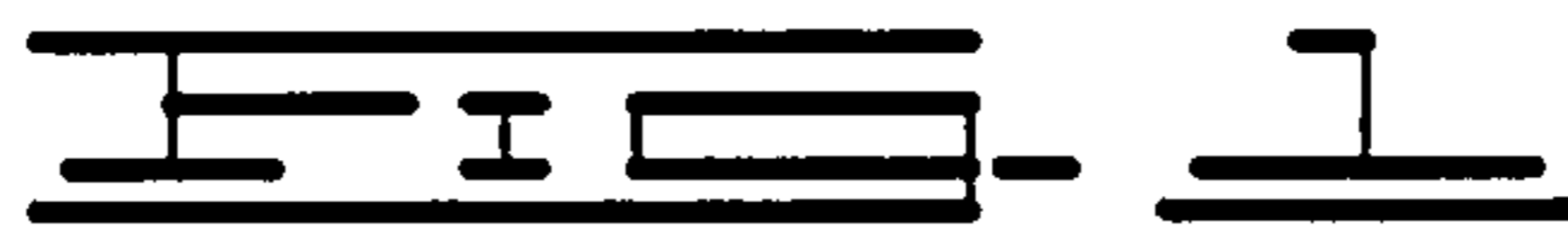
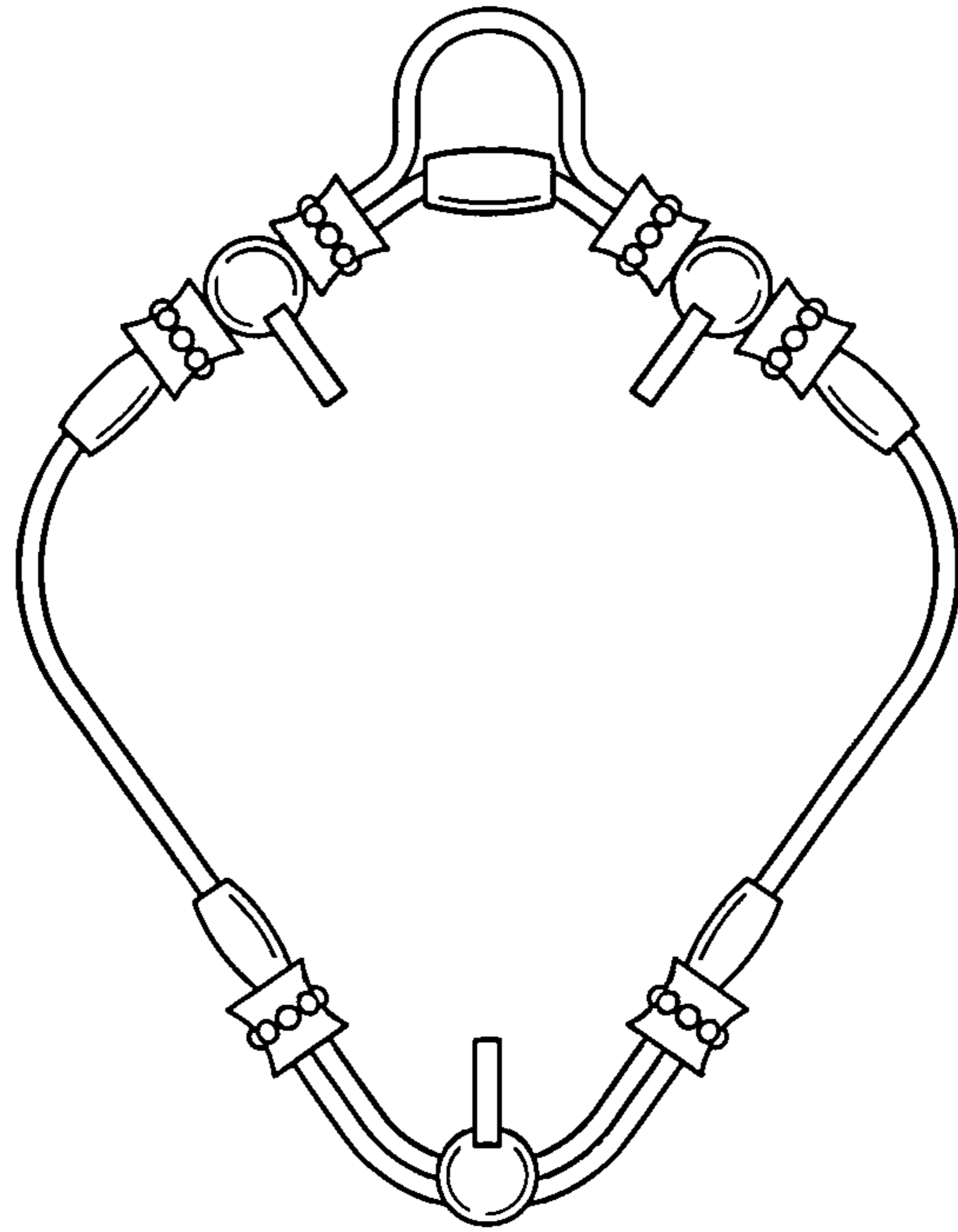




FIG. 3

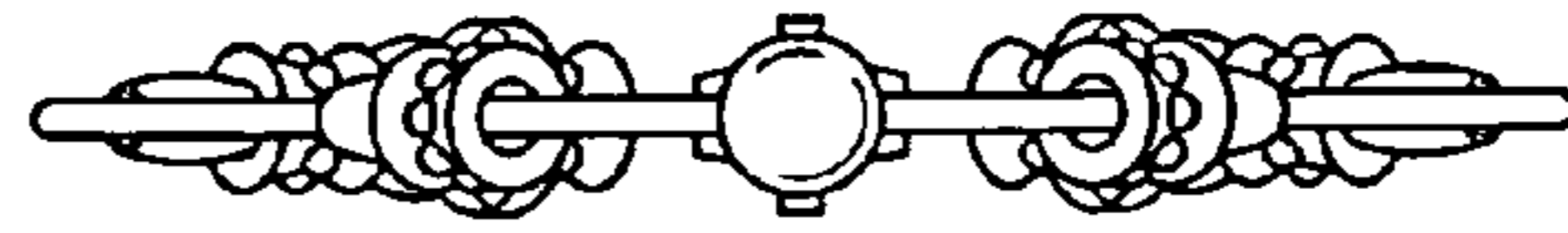


FIG. 4

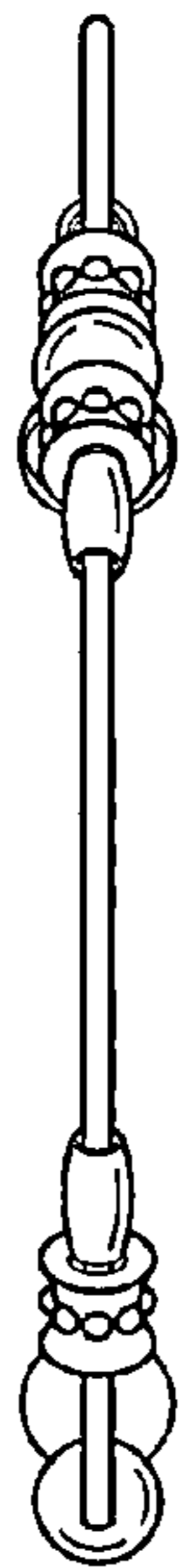


FIG. 5

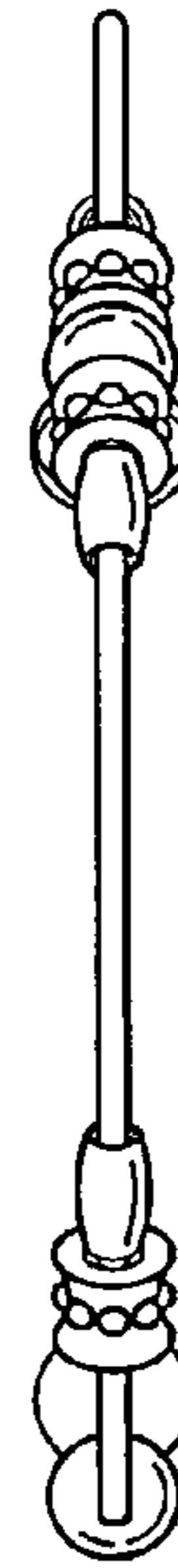


FIG. 6

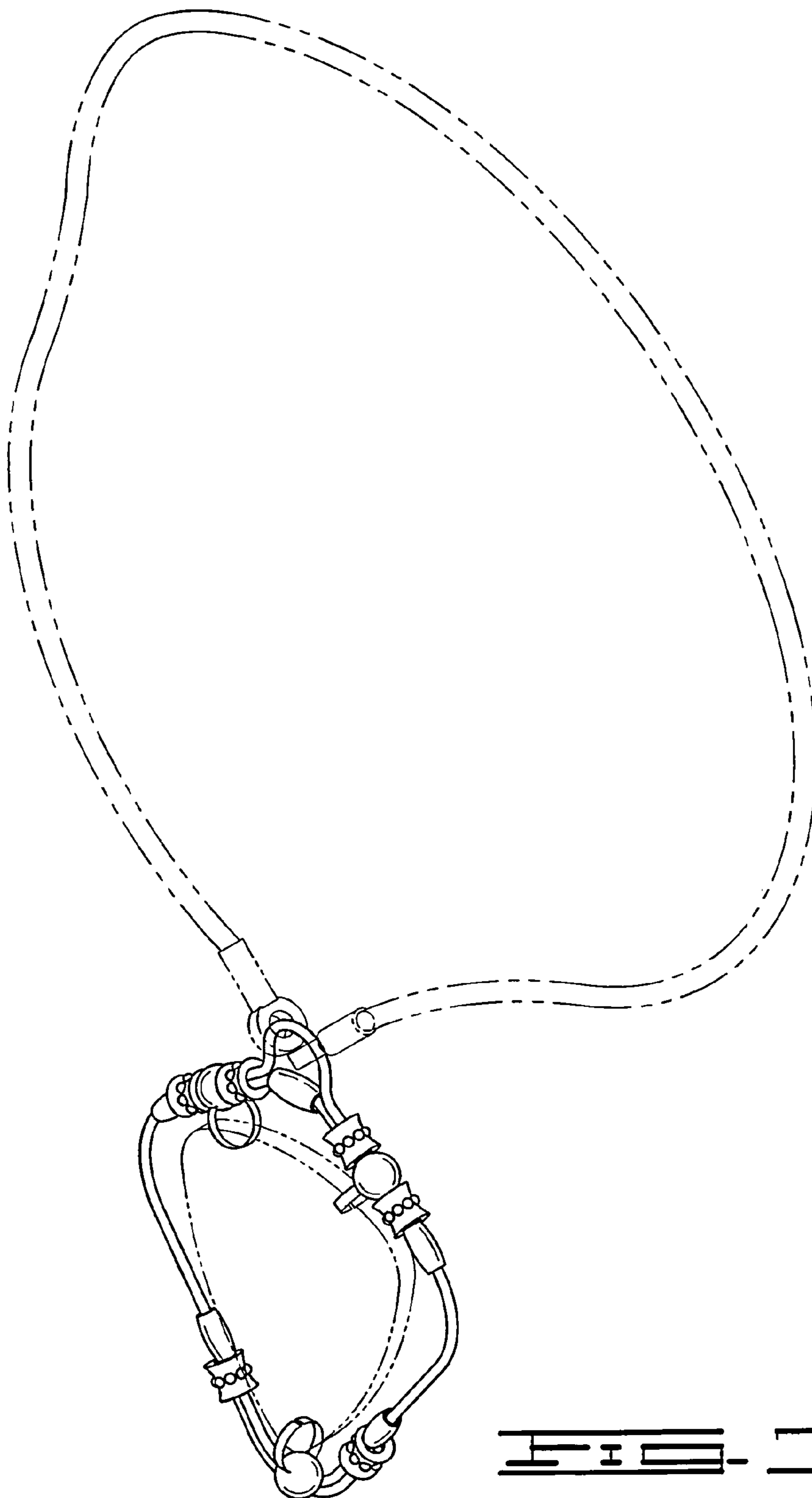


FIG. 2