



US00D712779S

(12) **United States Design Patent**
Kuiawa

(10) **Patent No.:** **US D712,779 S**
(45) **Date of Patent:** **** Sep. 9, 2014**

- (54) **STAR-SHAPED EAR GAUGE**
- (71) Applicant: **David Kuiawa**, Jefferson Hills, PA (US)
- (72) Inventor: **David Kuiawa**, Jefferson Hills, PA (US)
- (**) Term: **14 Years**
- (21) Appl. No.: **29/446,402**
- (22) Filed: **Feb. 22, 2013**
- (51) **LOC (10) Cl.** **11-01**
- (52) **U.S. Cl.**
USPC **D11/40; D11/70**
- (58) **Field of Classification Search**
USPC D11/40-51, 70, 1, 79-85; 63/12, 13,
63/14.1-14.8, 1.11, 1.18, 20, 23, 26, 27,
63/290; D7/672, 675; D15/139; D8/98,
D8/100; D19/72
See application file for complete search history.

D643,766 S * 8/2011 Siedler et al. D11/1
8,443,626 B2 * 5/2013 Simpson et al. 63/12
D684,455 S * 6/2013 Relyea et al. D8/397

OTHER PUBLICATIONS

[Online] http://img.auctiva.com/imgdata/1/7/5/0/2/2/2/webimg/629209153_o.jpg. Accessed Jan. 21, 2014.*
[Online] <http://media-cache-ec0.pinimg.com/236x/94/13/2a/94132a6b9a34080d6f462e7127b8111d.jpg>. Accessed Jan. 21, 2014.*

* cited by examiner

Primary Examiner — Garth Rademaker
Assistant Examiner — Melanie Pellegrini
(74) *Attorney, Agent, or Firm* — Paul D. Bangor, Jr.; Clark Hill PLC

(57) **CLAIM**
The ornamental design for a star-shaped ear gauge, as shown and described.

DESCRIPTION

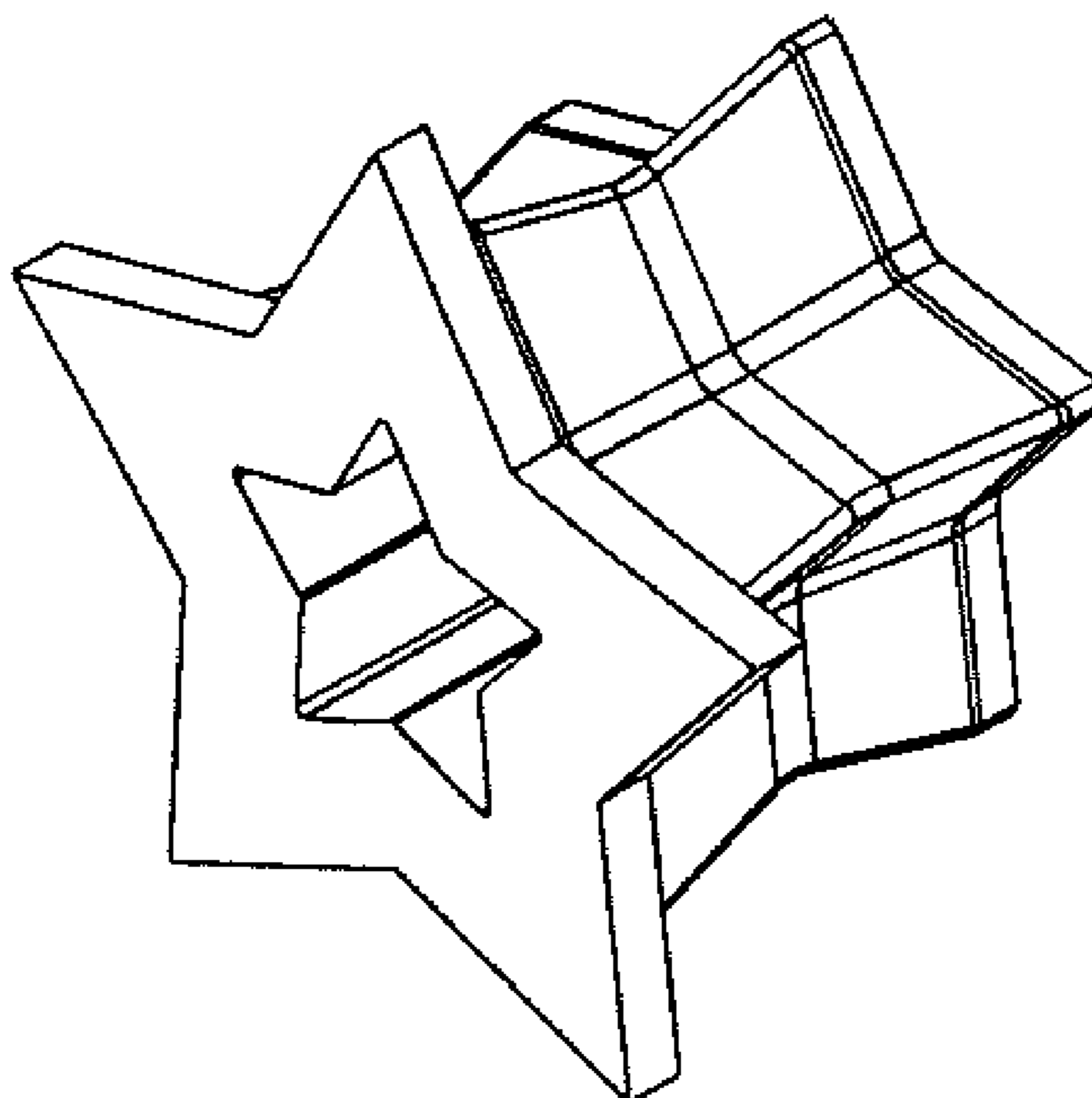
FIG. 1 is a front elevational view of a star-shaped ear gauge showing my new design;
FIG. 2 is a top plan view thereof;
FIG. 3 is a left side elevational view thereof;
FIG. 4 is a right side elevational view thereof;
FIG. 5 is a bottom plan view thereof;
FIG. 6 is a front and right side perspective view thereof; and,
FIG. 7 is a rear elevational view thereof.

1 Claim, 2 Drawing Sheets

(56) **References Cited**

U.S. PATENT DOCUMENTS

D255,669 S * 7/1980 Trupiano D11/79
5,018,365 A * 5/1991 Luceno 63/12
D405,717 S * 2/1999 Doughty et al. D11/124
D429,612 S * 8/2000 Hames D8/38
D513,713 S * 1/2006 Steshik D11/81
7,069,745 B1 * 7/2006 Finley 63/14.1
D539,691 S * 4/2007 Solazzi D11/70
D640,158 S * 6/2011 Siedler et al. D11/40
D641,278 S * 7/2011 Siedler et al. D11/40






Fig 1

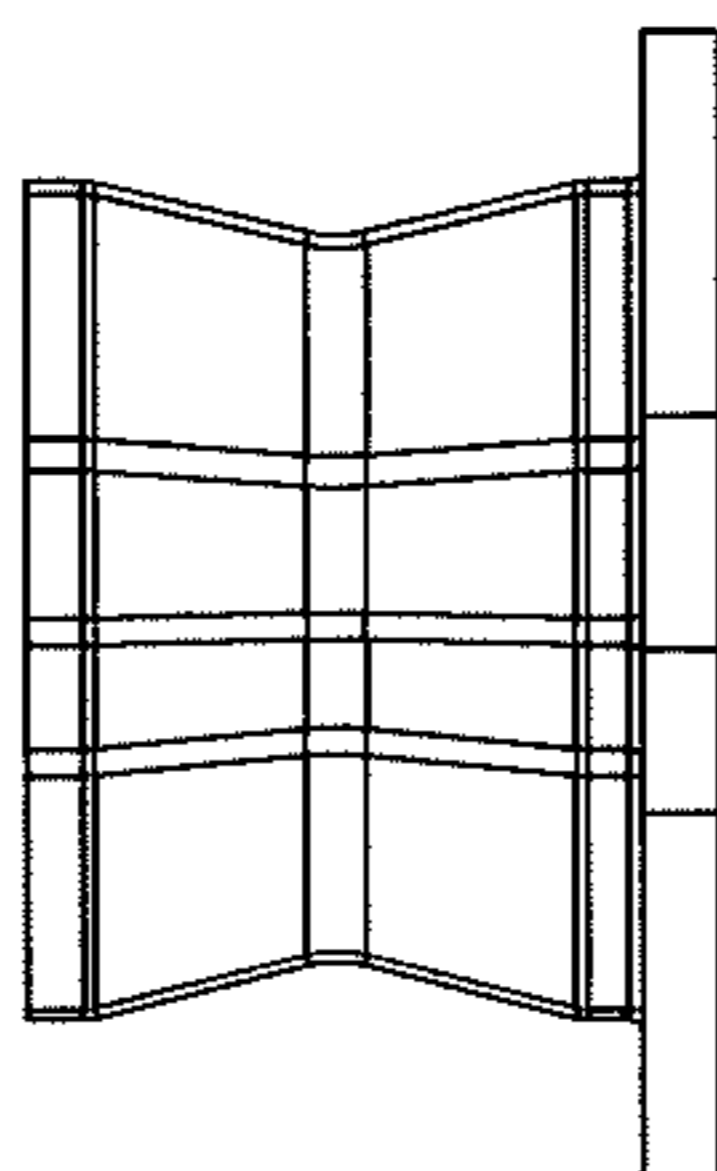


Fig 2

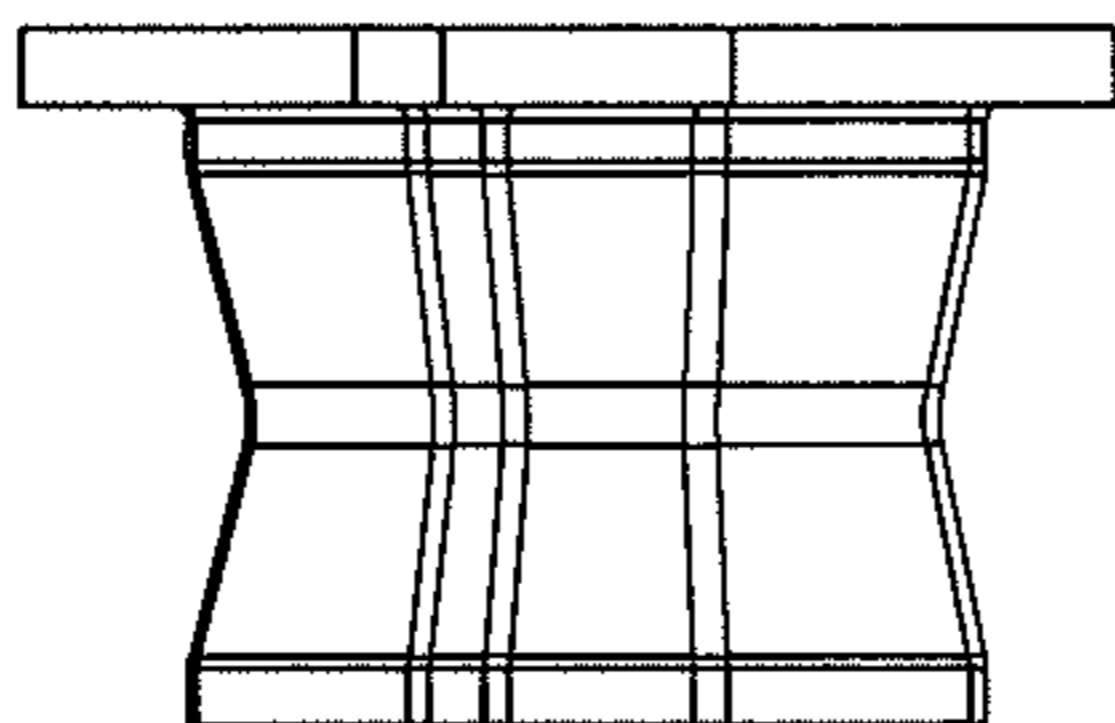


Fig 3

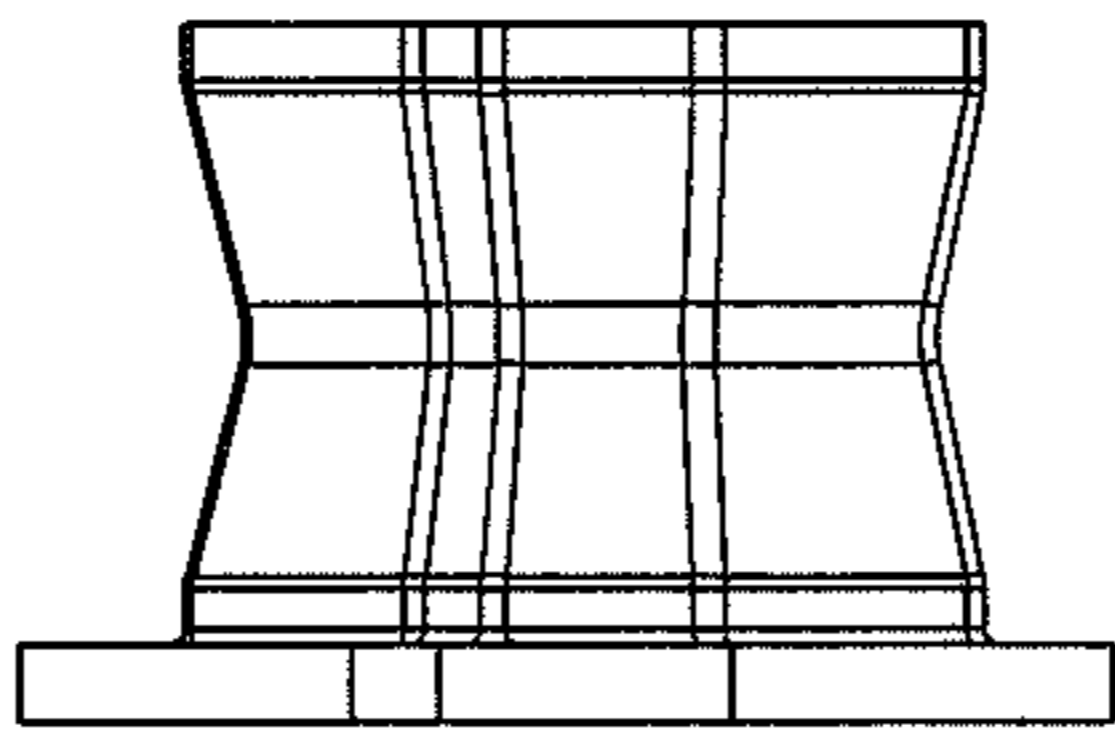


Fig 4




Fig 7

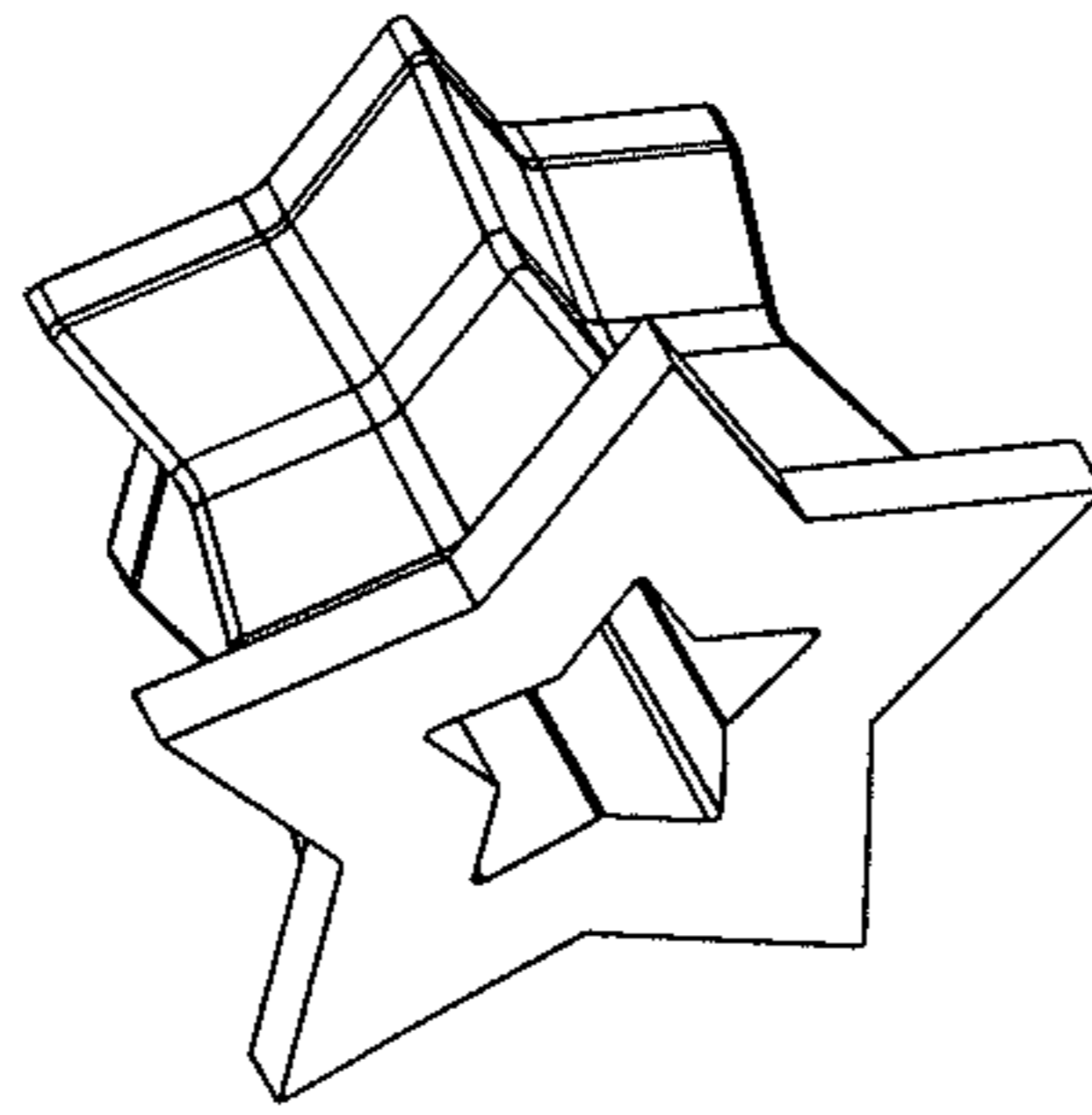


Fig 6

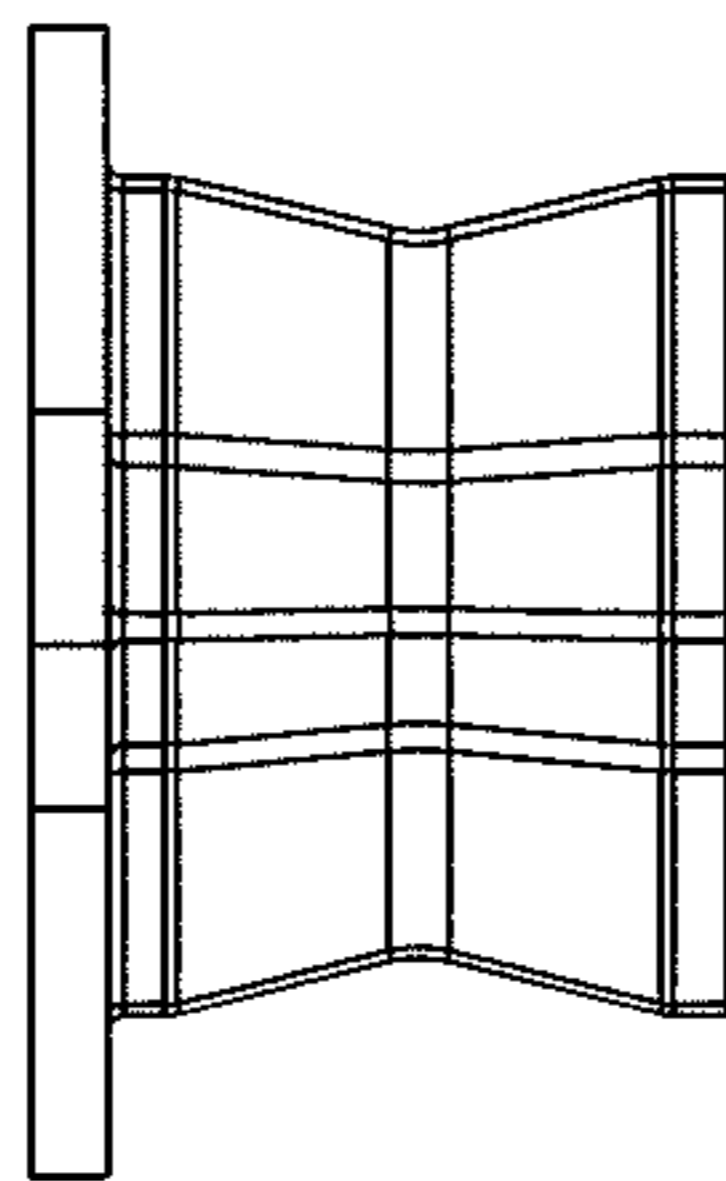


Fig 5