

US00D712772S

(12) **United States Design Patent**
Hudes

(10) **Patent No.:** **US D712,772 S**

(45) **Date of Patent:** **** Sep. 9, 2014**

(54) **JEWELRY ORNAMENT**

(71) Applicant: **Gary Hudes**, Levittown, NY (US)

(72) Inventor: **Gary Hudes**, Levittown, NY (US)

(**) Term: **14 Years**

(21) Appl. No.: **29/452,367**

(22) Filed: **Apr. 15, 2013**

(51) **LOC (10) Cl.** **11-01**

(52) **U.S. Cl.**
USPC **D11/1; D11/81**

(58) **Field of Classification Search**
CPC A44C 3/00; A44C 3/001; A44C 3/004;
A44C 15/0055; A44C 25/00; A44C 25/001;
A44C 25/007
USPC D11/1, 7, 8, 11, 40, 48, 79-86, 99, 108,
D11/109, 2; 63/1.11, 18, 20

See application file for complete search history.

(56) **References Cited**

U.S. PATENT DOCUMENTS

D49,668 S *	9/1916	Mikels	D11/116
D51,306 S *	9/1917	Kefer	D11/99
D132,247 S *	5/1942	Cooper	D11/99
D183,150 S *	7/1958	Ulmann	D11/108
D344,470 S *	2/1994	Sullivan	D11/168
D470,276 S *	2/2003	Schiatta et al.	D10/33

OTHER PUBLICATIONS

[Online] <http://www.etsy.com/listing/184012574/soufeel-925-sterling-silver-police?ref=market>. Accessed Apr. 10, 2014.*

[Online] <http://www.overstockjeweler.com/925-silver-police-badge-cop-shield-star-charm-bead-pandora-compatible-p-6132.html>. Accessed Apr. 10, 2014.*

[Online] http://www.gennarjewelers.com/Product/Police_Jewelry/Sterling_Silver/101195. Accessed Apr. 10, 2014.*

[Online] http://www.gennarjewelers.com/Product/Police_Jewelry/Sterling_Silver/101196. Accessed Apr. 10, 2014.*

“Seal of New York City”, Wikipedia, http://en.wikipedia.org/wiki/Seal_of_New_York_City, Posted at least as early as Mar. 28, 2013. Accessed Jun. 5, 2013.

“NYPD Badge”, Wikipedia, https://en.wikipedia.org/wiki/File:NYPD_Badge.jpg, Posted at least as early as Mar. 9, 2010. Accessed Jul. 29, 2013.

* cited by examiner

Primary Examiner — Garth Rademaker

Assistant Examiner — Melanie Pellegrini

(74) *Attorney, Agent, or Firm* — Muskin & Farmer LLC

(57) **CLAIM**

The ornamental design for a jewelry ornament, as shown and described.

DESCRIPTION

FIG. 1 is a front and right side orthogonal view of a jewelry ornament showing my new design;

FIG. 2 is a front and bottom orthogonal view thereof;

FIG. 3 is a front elevational view thereof;

FIG. 4 is a right side elevational view thereof;

FIG. 5 is a rear elevational view thereof;

FIG. 6 is a left side elevational view thereof;

FIG. 7 is a top plan view thereof; and,

FIG. 8 is a bottom plan view thereof.

The broken lines illustrate the environment of the ornament and form no part of the claimed design.

1 Claim, 3 Drawing Sheets

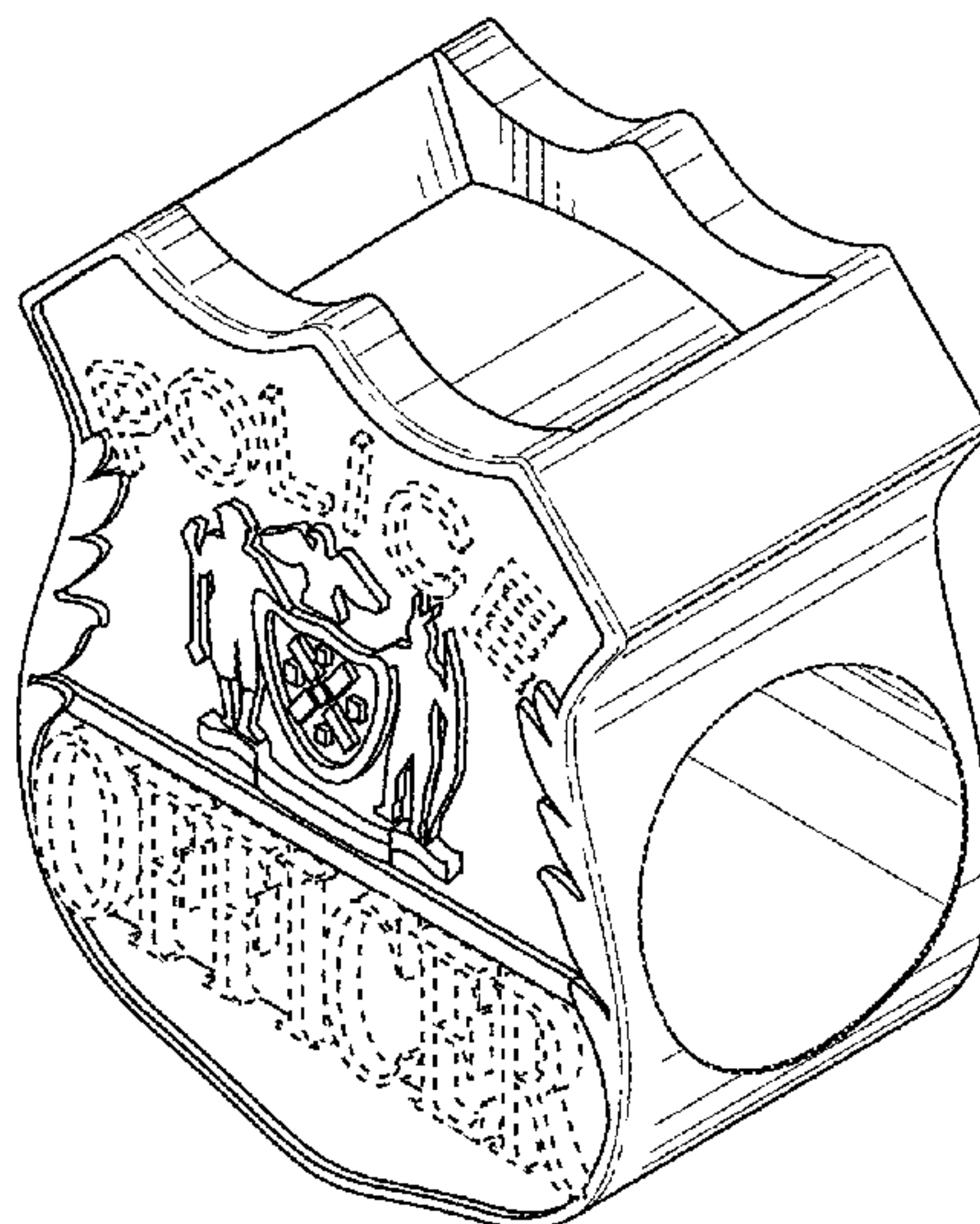


FIG. 1

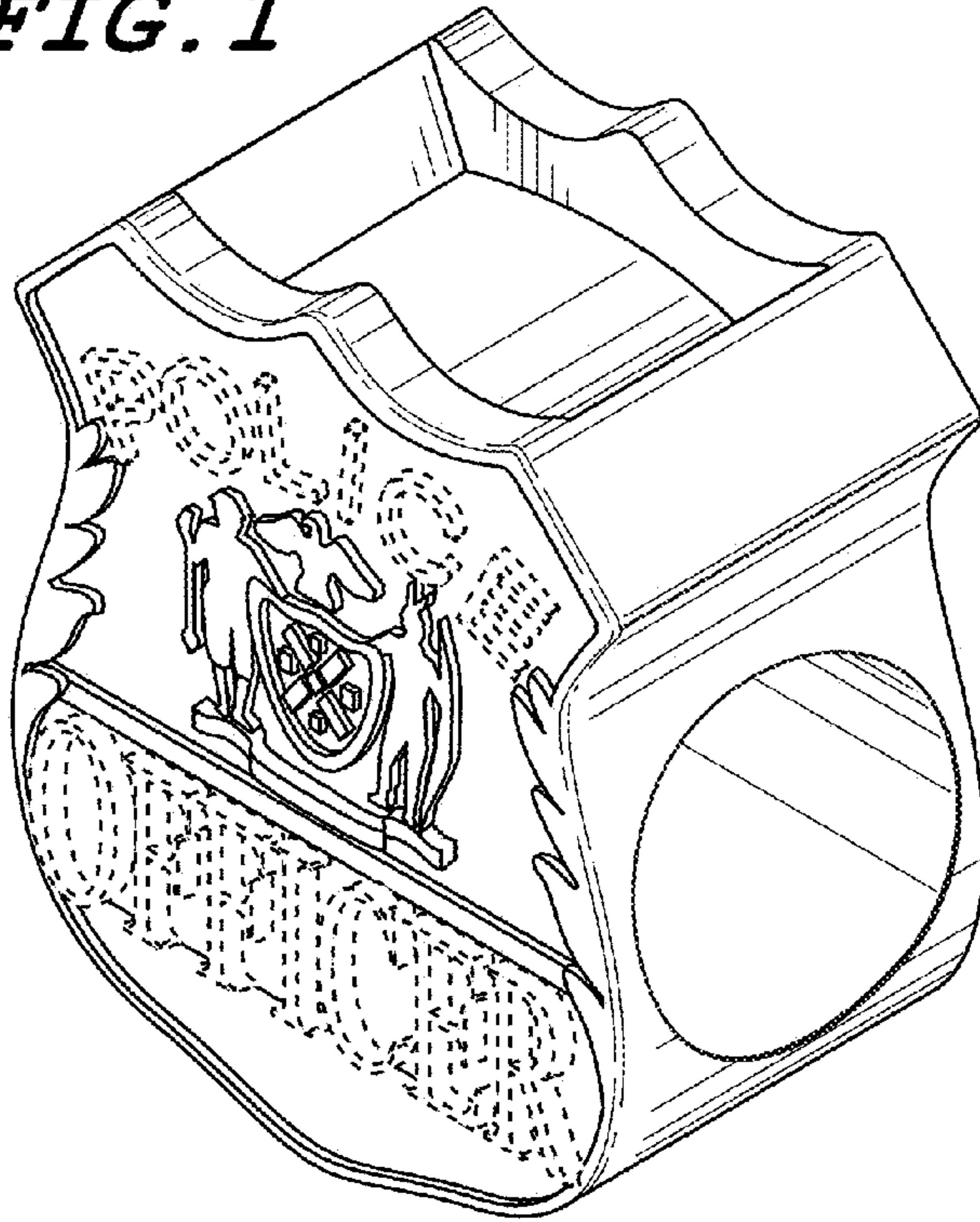


FIG. 2

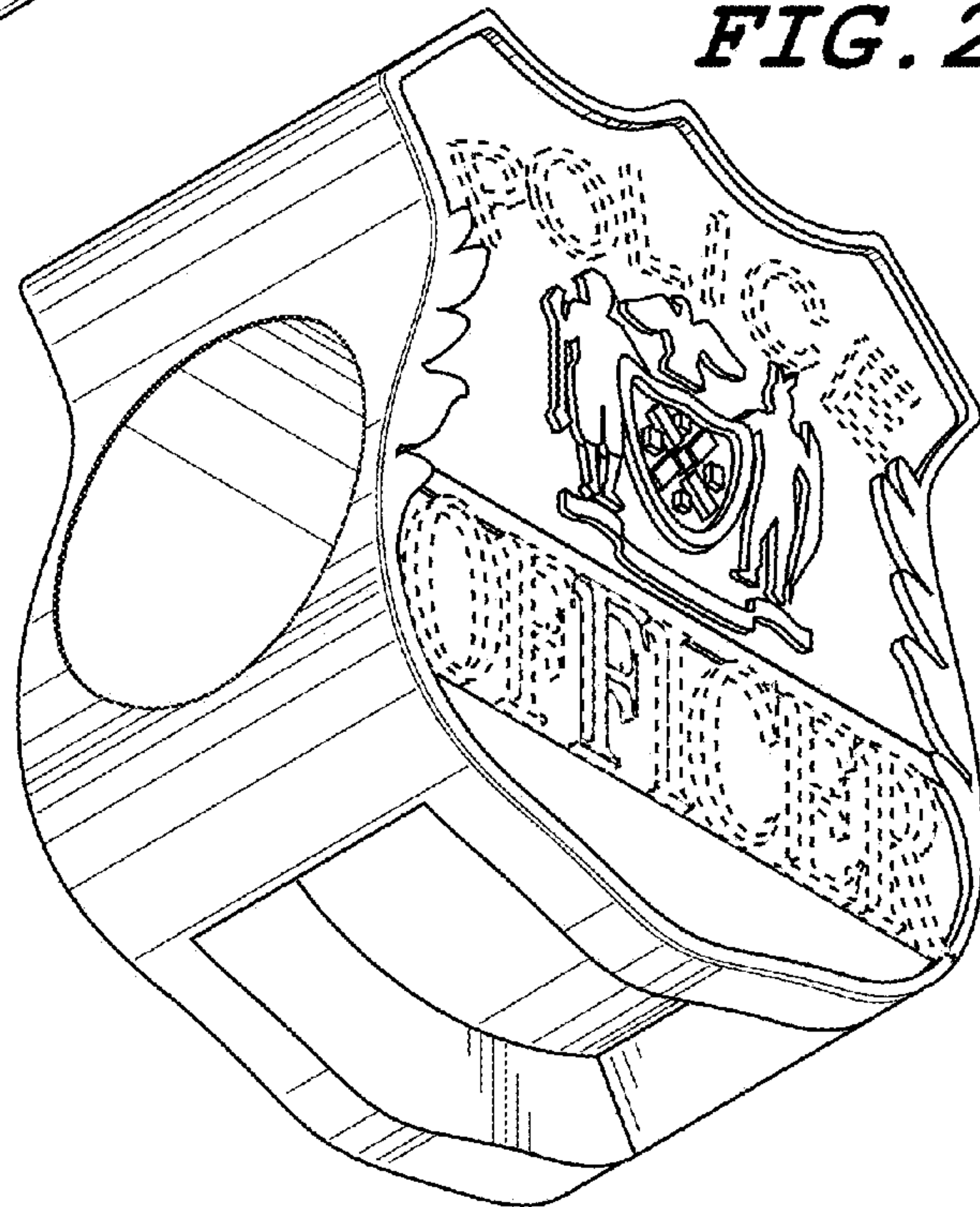


FIG. 3




FIG. 4

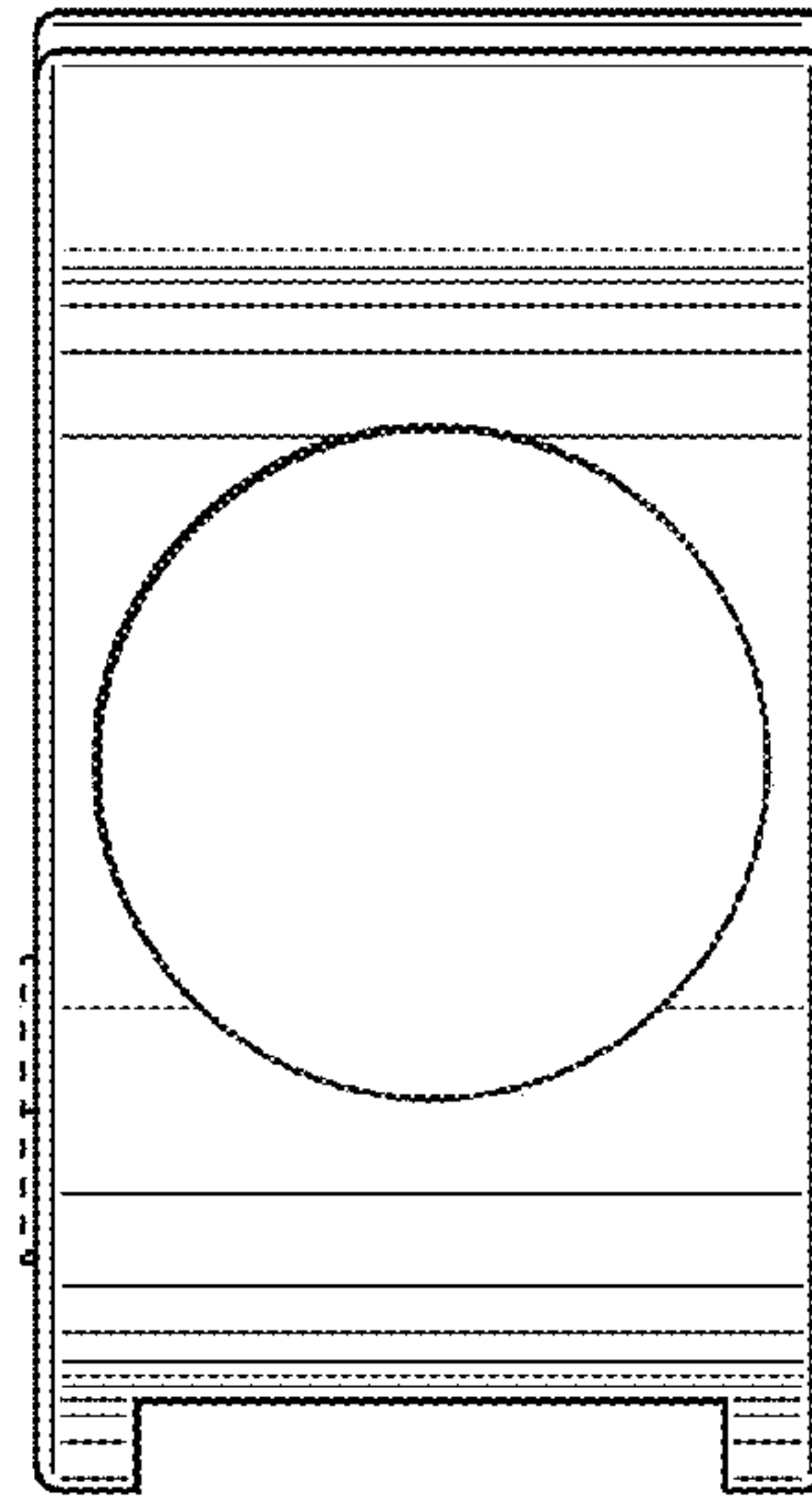


FIG. 5

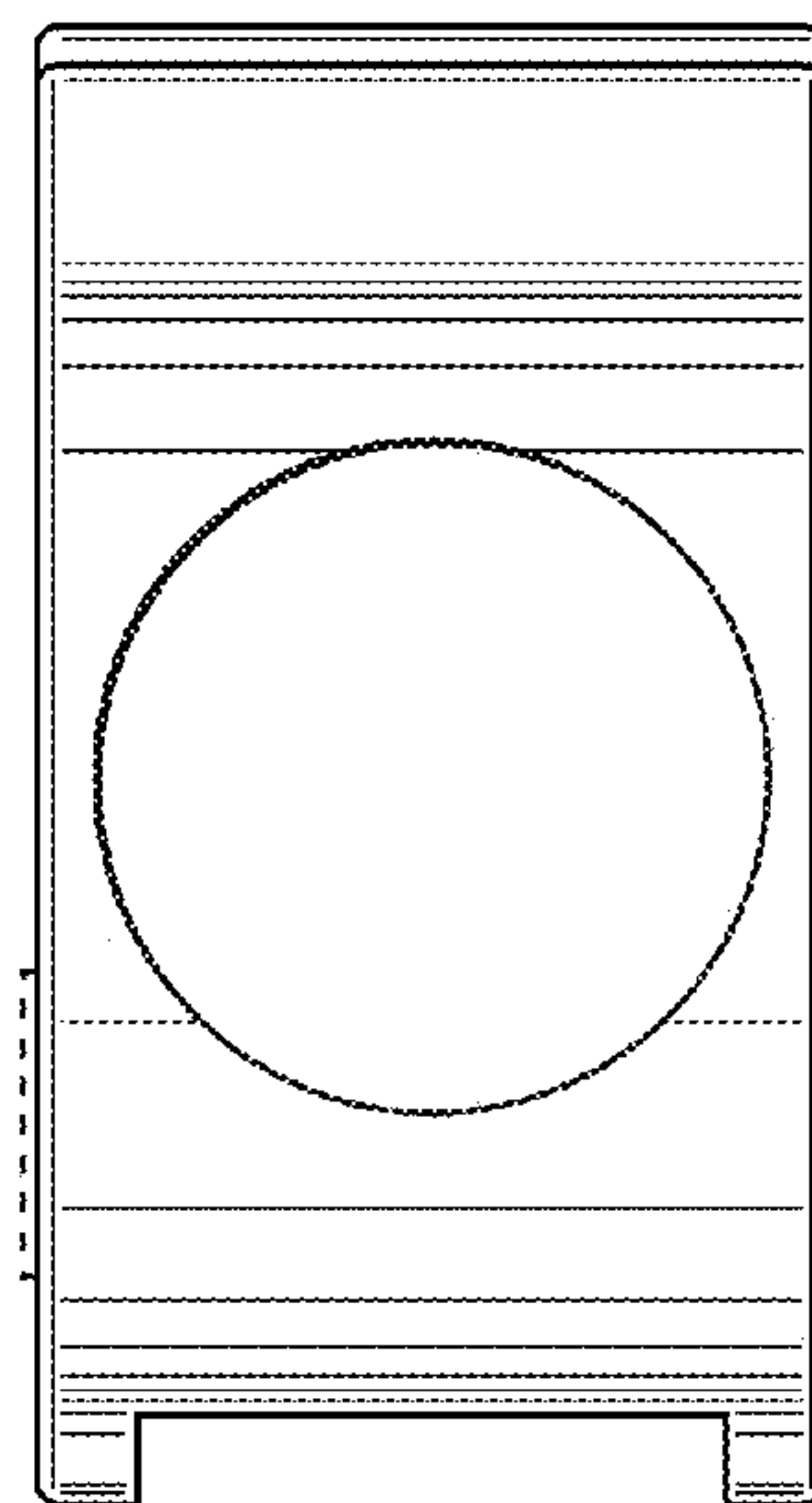


FIG. 6

FIG. 7

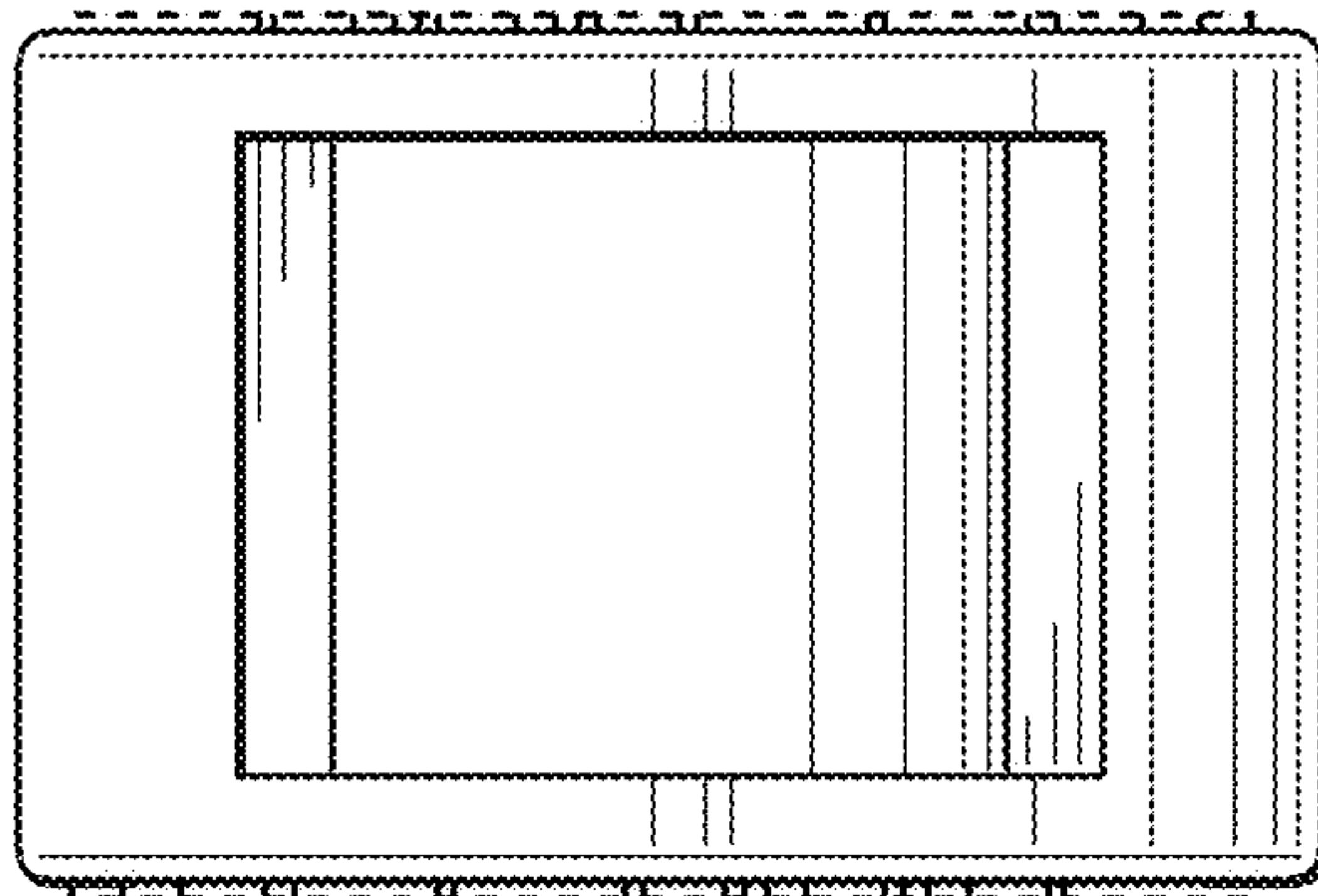
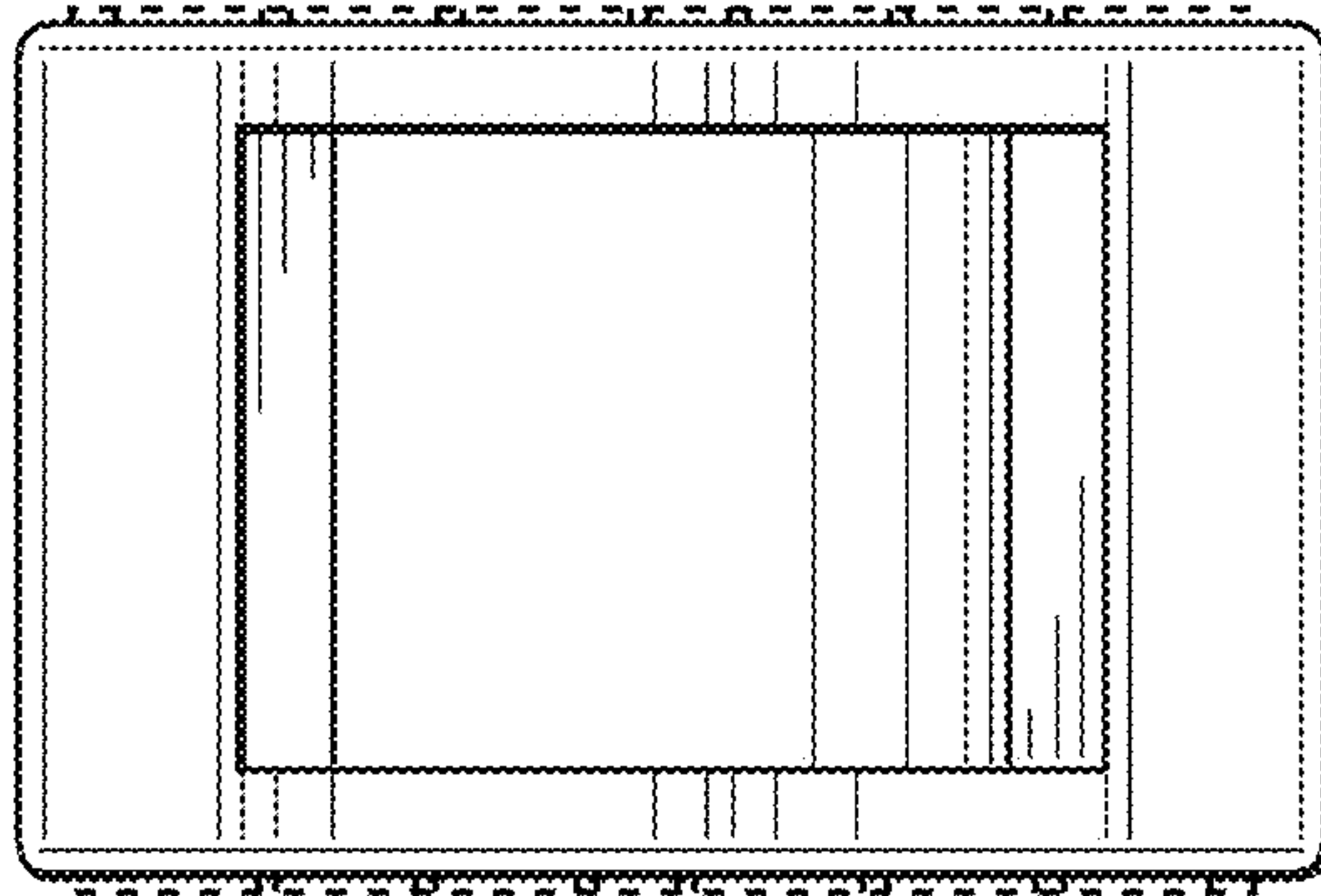


FIG. 8