



US00D712770S

(12) **United States Design Patent**
Stegmann et al.

(10) **Patent No.:** **US D712,770 S**

(45) **Date of Patent:** **** Sep. 9, 2014**

(54) **WATCH DIAL**

(71) Applicant: **Glashütter Uhrenbetrieb GmbH**,
Glashütte (DE)

(72) Inventors: **Katharina Stegmann**, Paulsdorf (DE);
Julia Schellenberg, Dresden (DE)

(73) Assignee: **Glashütter Uhrenbetrieb GmbH**,
Glashütte (DE)

(**) Term: **14 Years**

(21) Appl. No.: **29/490,242**

(22) Filed: **May 8, 2014**

Related U.S. Application Data

(62) Division of application No. 29/461,864, filed on Jul.
29, 2013.

Foreign Application Priority Data

Jan. 29, 2013 (WO) DM/080 030

(51) **LOC (10) Cl.** **10-07**

(52) **U.S. Cl.**
USPC **D10/126**

(58) **Field of Classification Search**
USPC D10/30-39, 122-126; 368/80, 223,
368/228, 232
See application file for complete search history.

(56) **References Cited**

U.S. PATENT DOCUMENTS

1,160,616 A * 11/1915 Wadsworth 224/167
D198,700 S * 7/1964 Wachter D10/124
D226,123 S * 1/1973 Burroughs D10/124
D262,692 S * 1/1982 Kurowsky D10/39

D322,037 S * 12/1991 Takani D10/32
D324,829 S * 3/1992 Bock D10/126
D328,721 S * 8/1992 Kaneko D10/126
D481,323 S * 10/2003 Filiberti D10/128
D540,197 S * 4/2007 Pasternak et al. D10/32
D541,674 S * 5/2007 Senggen et al. D10/32
D576,891 S * 9/2008 Tripet D10/33
D580,796 S * 11/2008 Calvani D10/33
D631,763 S * 2/2011 Vollet D10/32
D656,418 S * 3/2012 Scheufele D10/39
D671,014 S * 11/2012 Monachon D10/32
D671,430 S * 11/2012 Jamin D10/39
D677,177 S * 3/2013 Nashimoto D10/39
D695,144 S * 12/2013 Calvani D10/126

OTHER PUBLICATIONS

Wristwatch Annual, The Catalog of Producers, Prices, Models, and
Specifications, 2007, p. 107, Blancpain Tourbillon Large Date
Leman watch.*

Swiss Watch and Jewelry Journal, Jun. 1979, p. 596, watch far right
with jeweled watch dial.*

* cited by examiner

Primary Examiner — Lucy Lieberman

(74) *Attorney, Agent, or Firm* — Donald J. Ranft; Collen IP

(57) **CLAIM**

The ornamental design for a watch dial, as shown.

DESCRIPTION

FIG. 1 is a front right perspective view of a watch dial show-
ing our new design;

FIG. 2 is a front view thereof;

FIG. 3 is a rear view thereof;

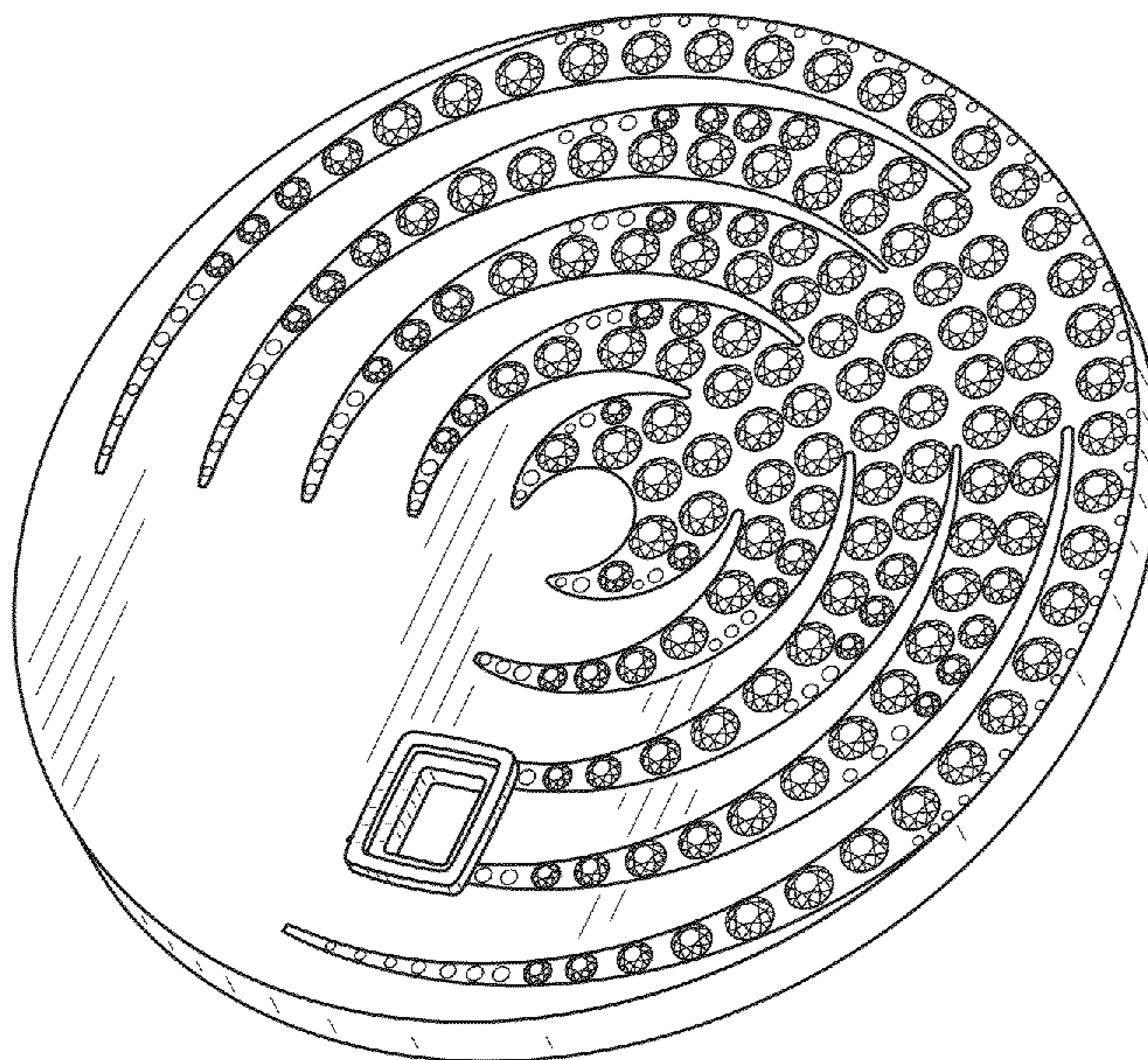
FIG. 4 is a left side view thereof;

FIG. 5 is a right side view thereof;

FIG. 6 is a top view thereof; and,

FIG. 7 is a bottom view thereof.

1 Claim, 3 Drawing Sheets



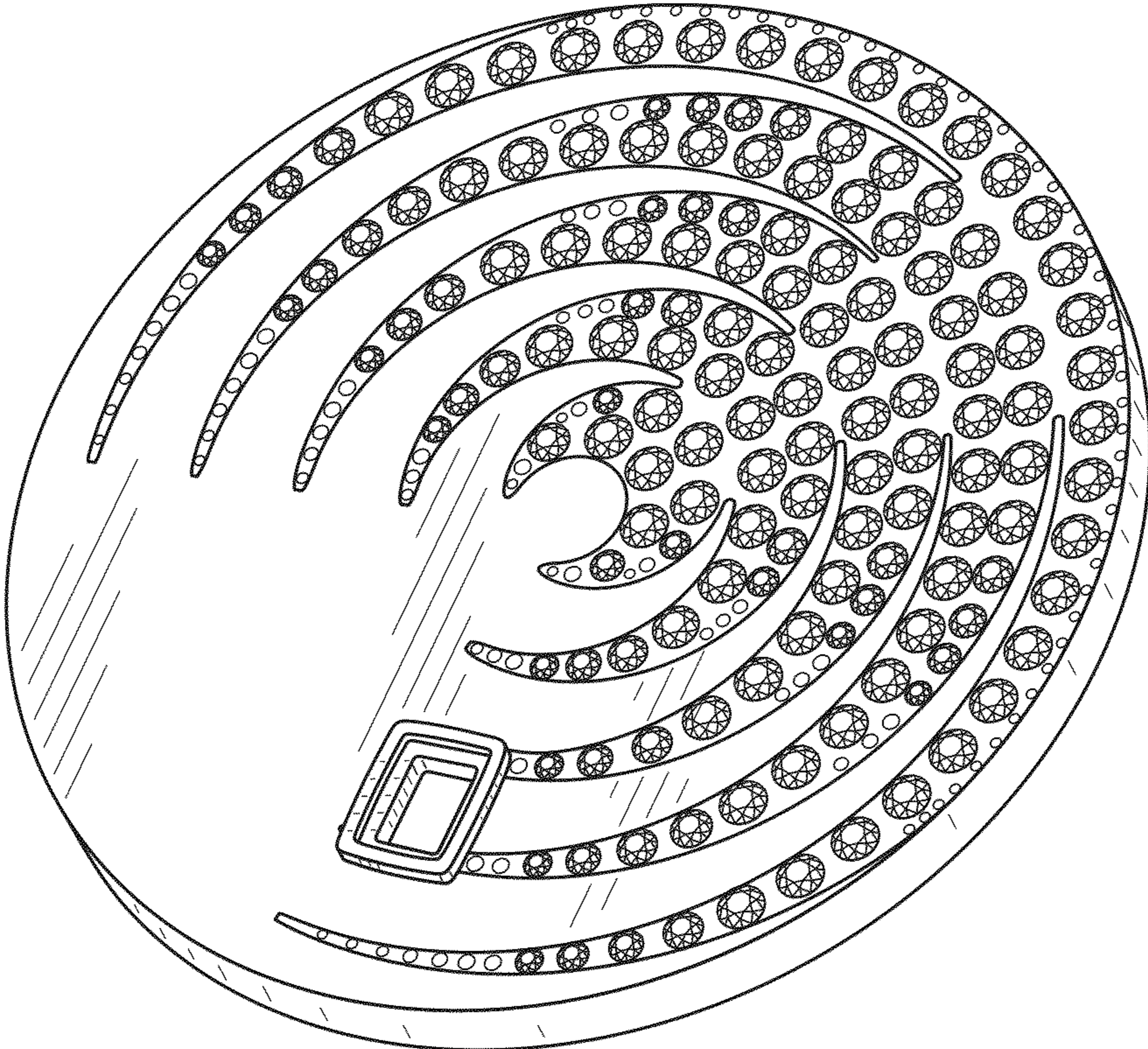


FIG. 1

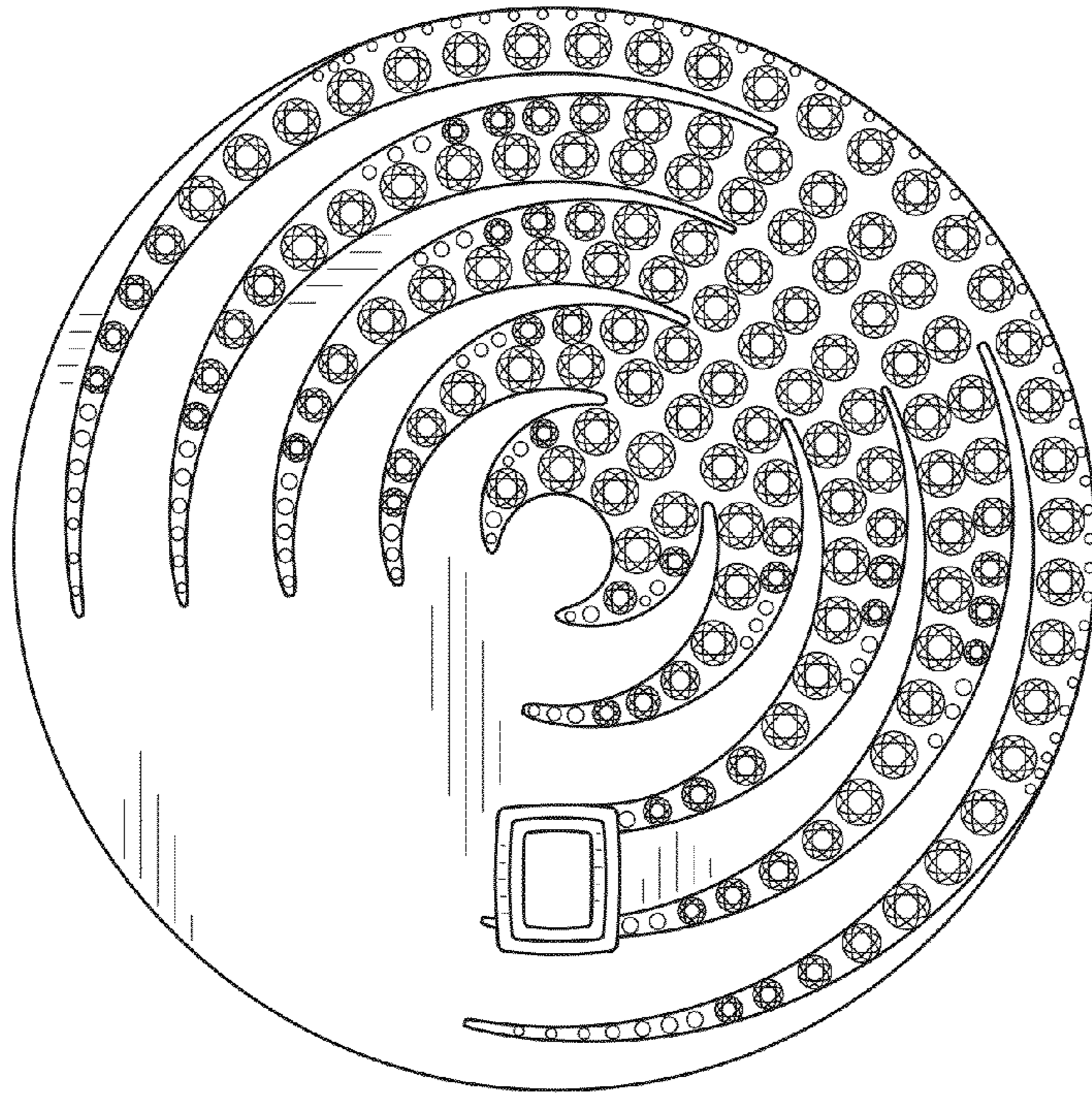


FIG. 2

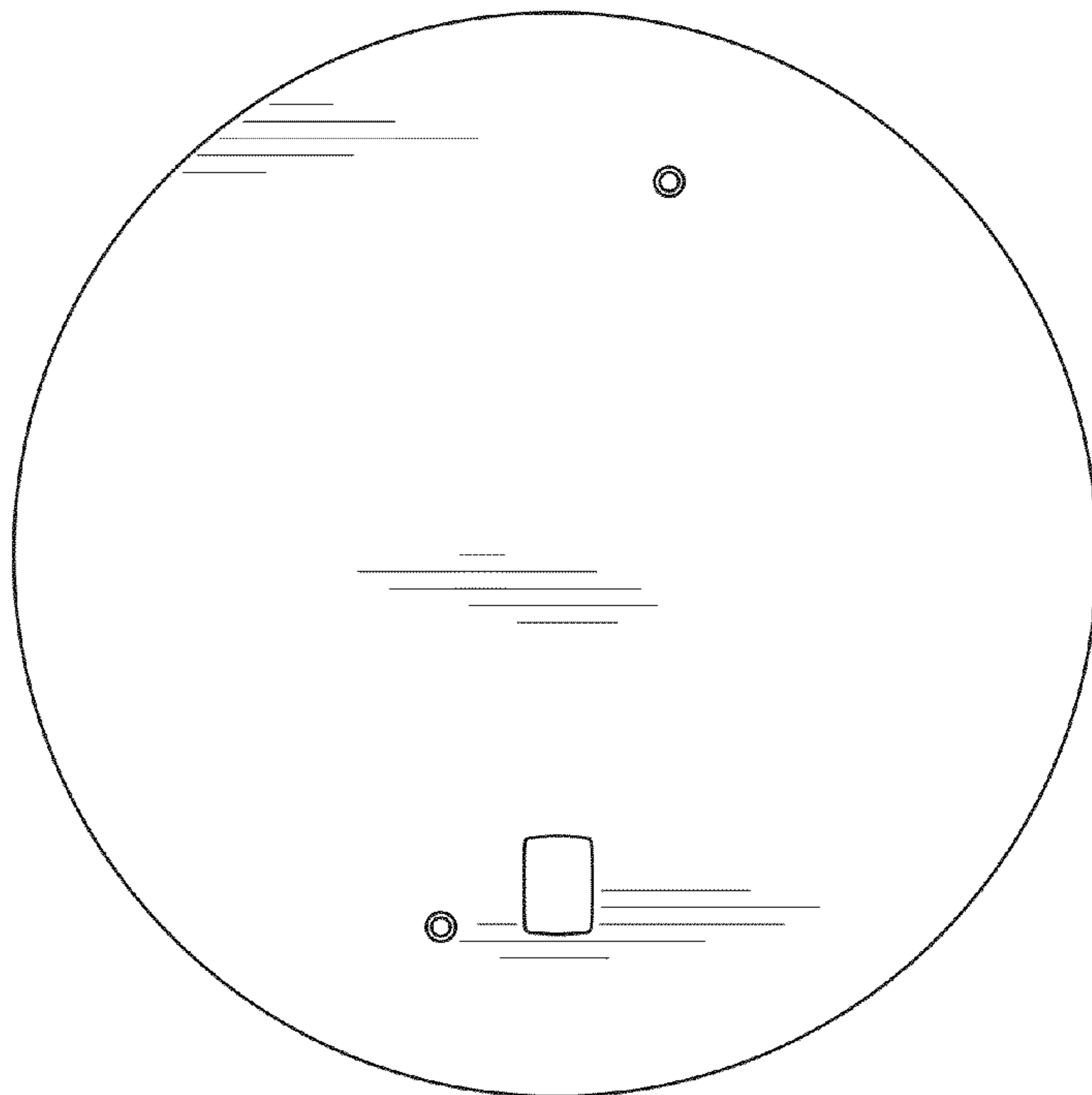


FIG. 3



FIG. 4

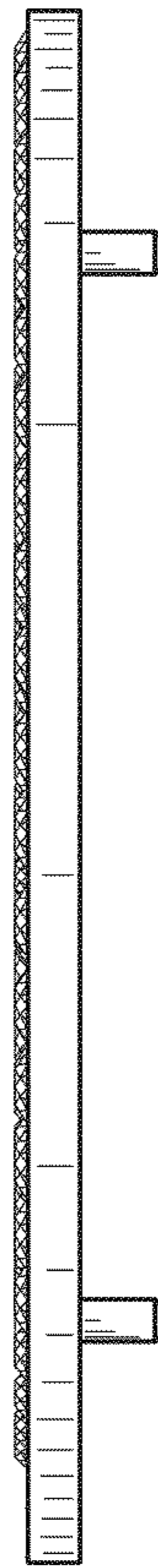


FIG. 5

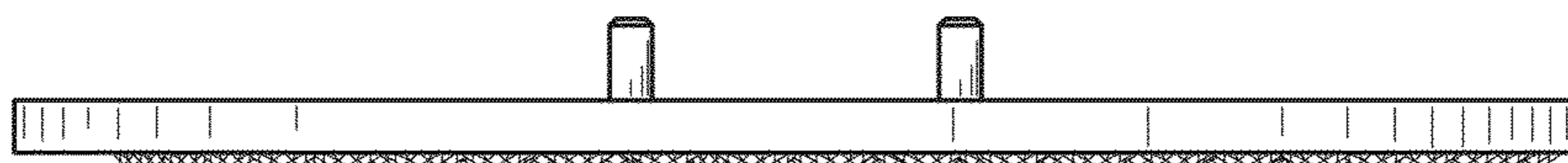


FIG. 6

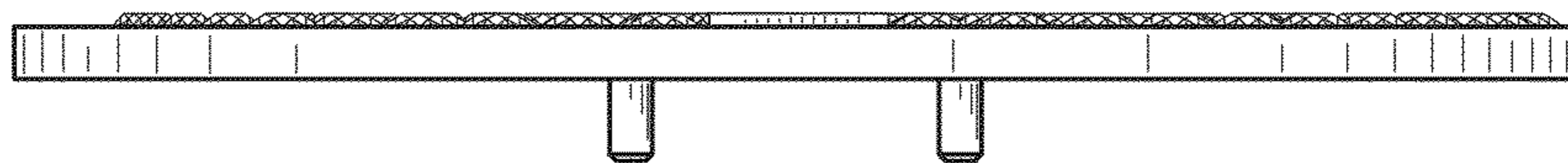


FIG. 7