



US00D712750S

(12) **United States Design Patent**  
**Glenn**

(10) **Patent No.:** **US D712,750 S**

(45) **Date of Patent:** **\*\* Sep. 9, 2014**

(54) **TRIANGULAR WEDGE SHAPED TISSUE AND WET WIPE CONTAINER**

(71) Applicant: **Julia Bujtas Glenn**, Fairfield, CA (US)

(72) Inventor: **Julia Bujtas Glenn**, Fairfield, CA (US)

(\*\*) Term: **14 Years**

(21) Appl. No.: **29/454,182**

(22) Filed: **May 7, 2013**

(51) **LOC (10) Cl.** ..... **09-01**

(52) **U.S. Cl.**  
USPC ..... **D9/734**

(58) **Field of Classification Search**

CPC ..... B65D 85/00; B65D 81/00; B65D 81/22;  
B65D 83/0805; A47K 2010/3266; A47K  
10/42; A47K 10/426; G07F 11/00  
USPC ..... D9/414, 424, 430, 431, 499, 730, 734;  
D3/20, 201, 203.1, 205, 272, 273, 315,  
D3/316, 901; D24/121, 128; D7/601, 602,  
D7/631, 641; 206/205, 210, 216, 233, 389,  
206/395, 581, 812; 221/33, 36, 45, 46, 47,  
221/52, 199, 255, 259, 305, 309; D6/512,  
D6/515, 518, 522

See application file for complete search history.

(56) **References Cited**

**U.S. PATENT DOCUMENTS**

1,466,593 A \* 8/1923 Kirchmer, Jr. .... 206/568  
D91,630 S \* 2/1934 Klein et al. .... D9/499

D303,760 S \* 10/1989 Brainard ..... D9/697  
D378,330 S \* 3/1997 Spaseska ..... D6/518  
7,007,799 B2 \* 3/2006 Cote ..... 206/409  
D528,435 S \* 9/2006 Keberlein ..... D9/734  
D534,022 S \* 12/2006 Sab ..... D6/518  
D562,679 S \* 2/2008 Katsuyama ..... D9/431  
D692,754 S \* 11/2013 Akana et al. .... D9/431  
2006/0273107 A1 \* 12/2006 Keberlein ..... 221/305  
2007/0262086 A1 \* 11/2007 Cook et al. .... 221/305  
2008/0110918 A1 \* 5/2008 Lee ..... 221/45

\* cited by examiner

*Primary Examiner* — Derrick Holland

*Assistant Examiner* — Lauren Calve

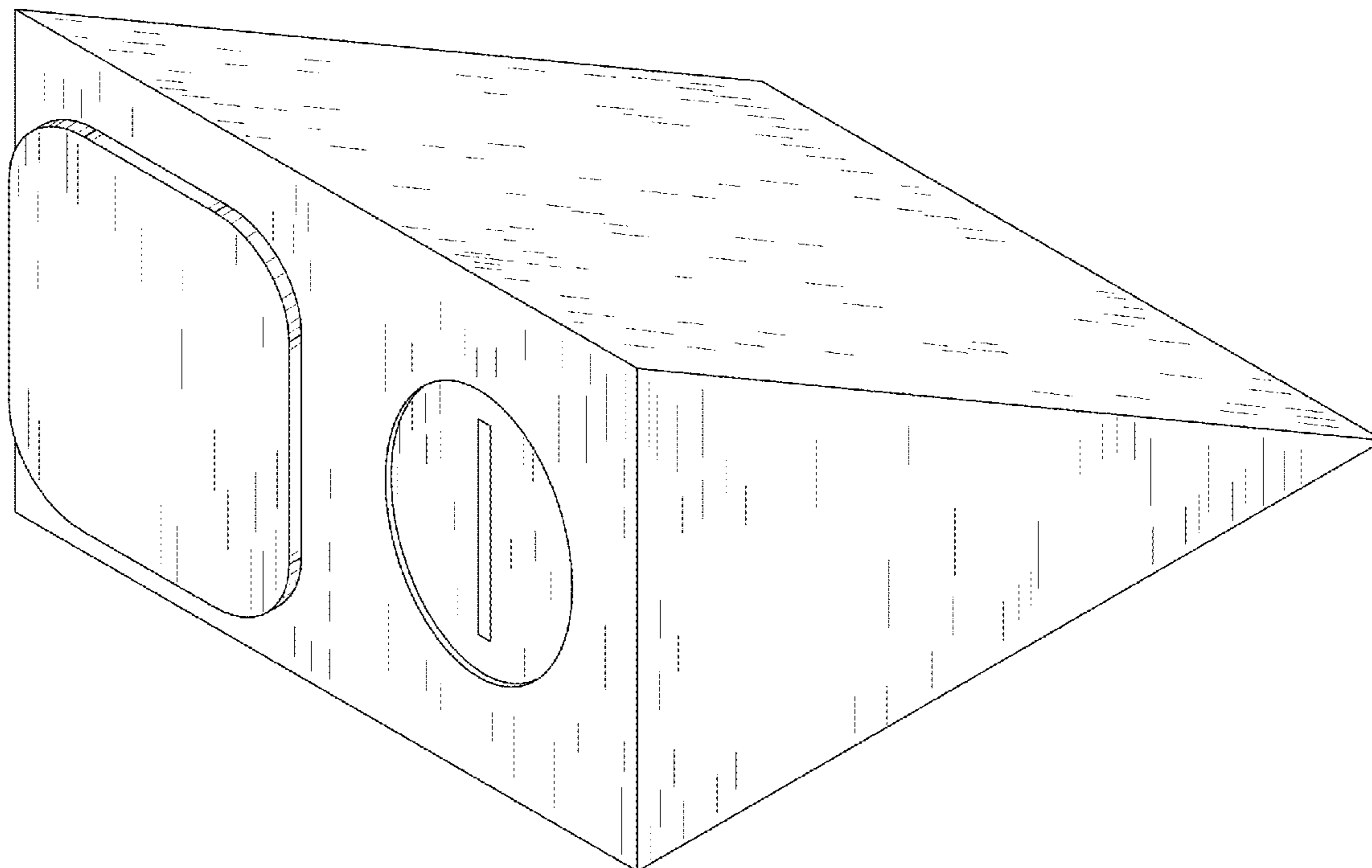
(57) **CLAIM**

The ornamental design for a triangular wedge shaped tissue and wet wipe container, as shown and described.

**DESCRIPTION**

FIG. 1 is a left-side elevational view of a triangular wedge shaped tissue and wet wipe container;  
FIG. 2 is a right-side elevational view thereof;  
FIG. 3 is a top plan view thereof;  
FIG. 4 is a bottom plan view thereof;  
FIG. 5 is a front elevational view thereof;  
FIG. 6 is a rear elevational view thereof; and,  
FIG. 7 is a perspective view thereof.  
The broken lines shown in FIG. 5 represent unclaimed subject matter and form no part of the claimed design.

**1 Claim, 7 Drawing Sheets**



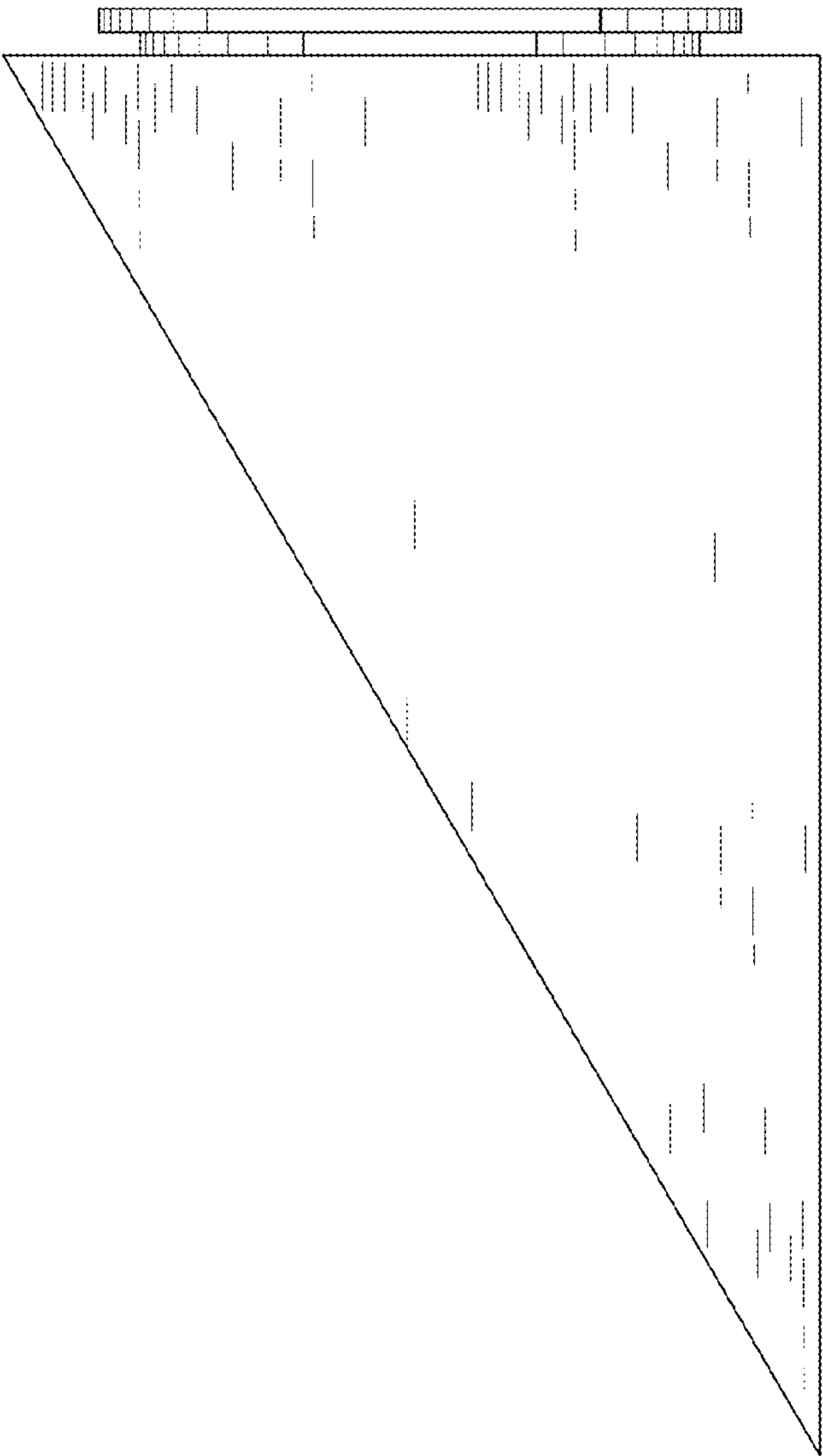


FIG. 1




FIG. 2




FIG. 3




FIG. 4

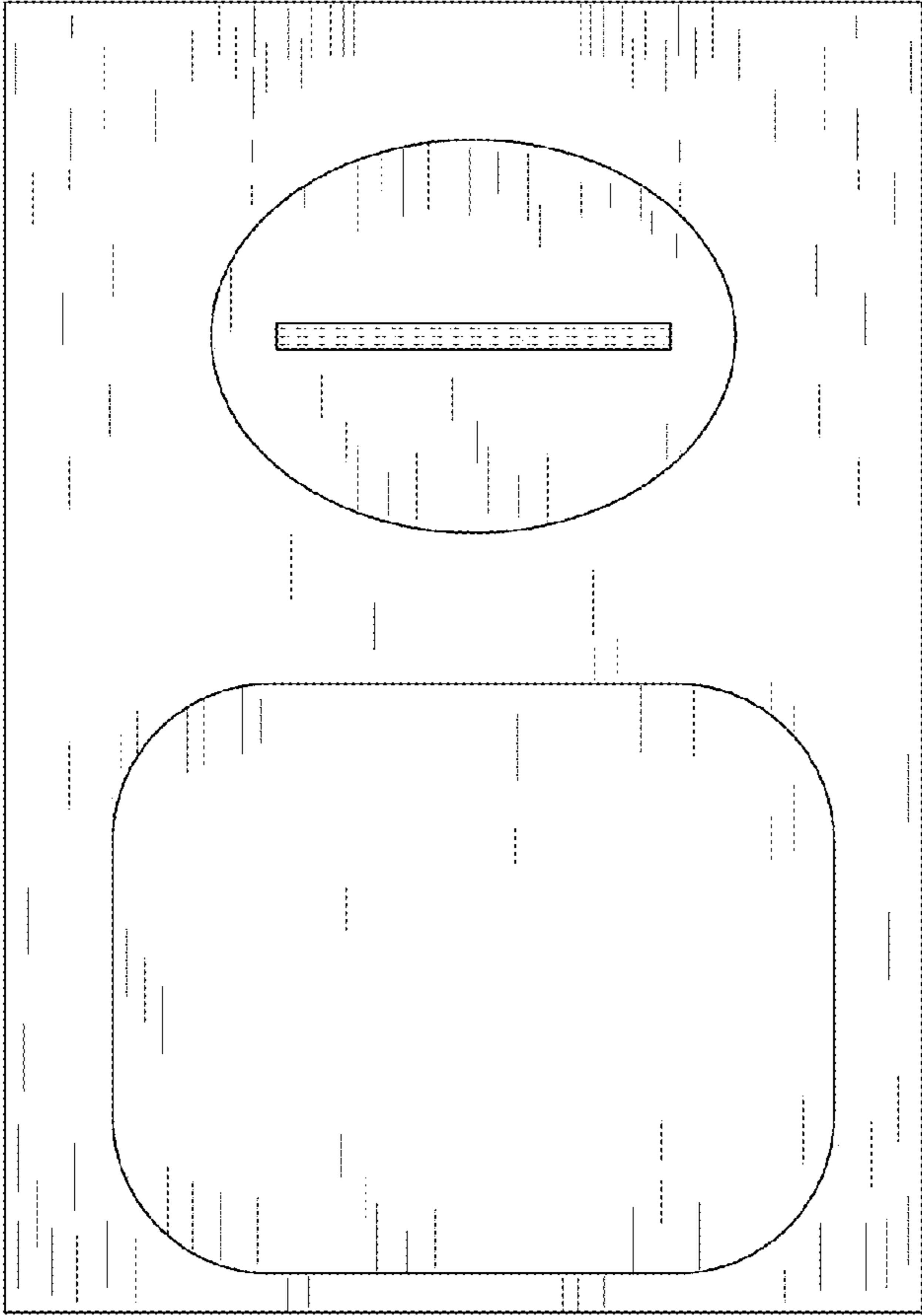


FIG. 5




FIG. 6

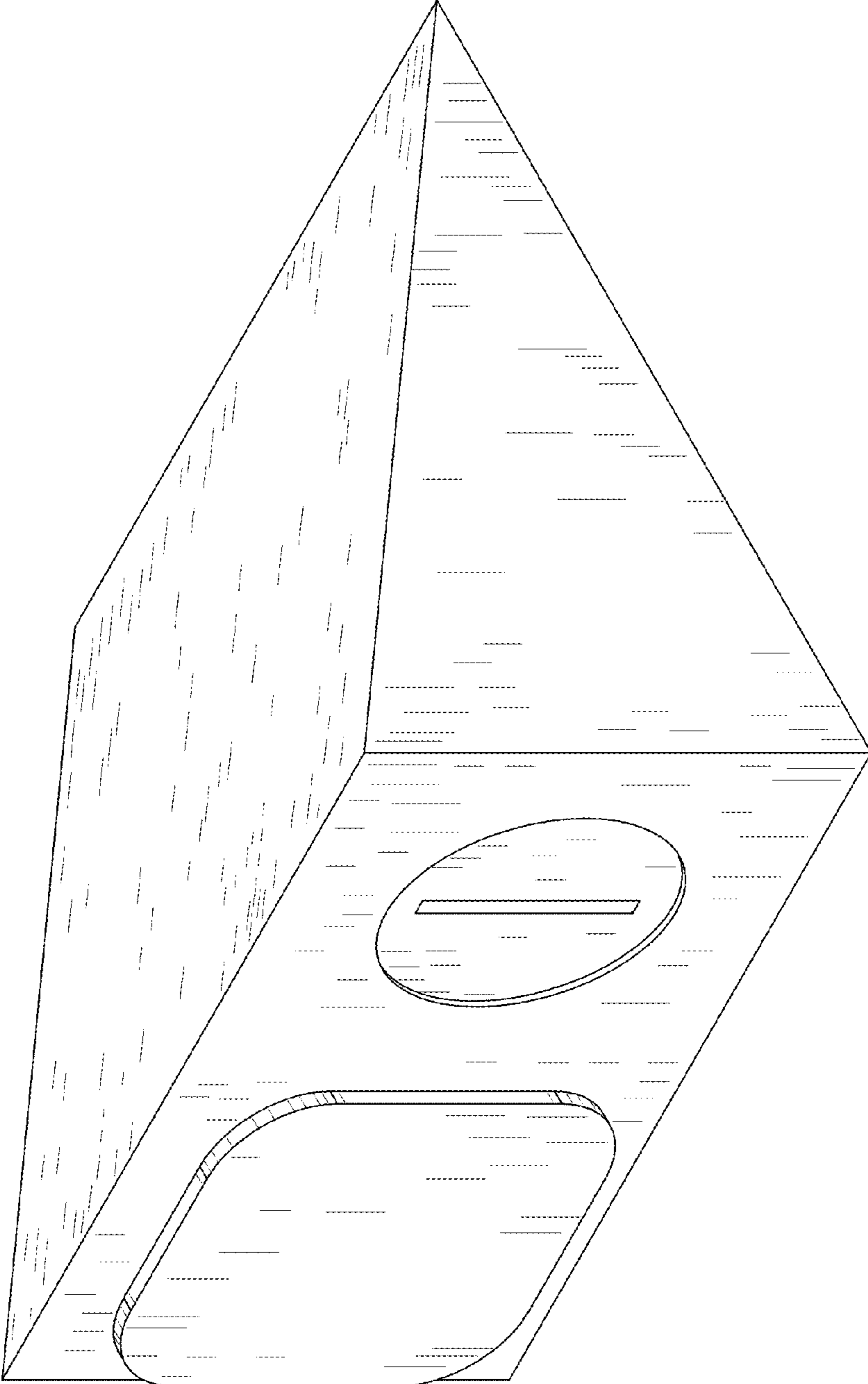


FIG. 7