



US00D712743S

(12) **United States Design Patent**  
**Neputy et al.**

(10) **Patent No.:** **US D712,743 S**

(45) **Date of Patent:** **\*\* Sep. 9, 2014**

(54) **CLOSURE**

(71) Applicant: **Silgan White Cap LLC**, Downers Grove, IL (US)

(72) Inventors: **Darren Neputy**, Palos Hills, IL (US);  
**James M. Taber**, Aurora, IL (US)

(73) Assignee: **Silgan White Cap LLC**, Downers Grove, IL (US)

(\*\*) Term: **14 Years**

(21) Appl. No.: **29/449,157**

(22) Filed: **Mar. 14, 2013**

(51) **LOC (10) Cl.** ..... **09-07**

(52) **U.S. Cl.**  
USPC ..... **D9/453**

(58) **Field of Classification Search**  
CPC ..... B65D 2543/00296; B65D 53/00;  
B65D 55/00; A47G 19/2272; A47G 19/26;  
A45F 3/16  
USPC ..... D7/396.2, 507, 509, 510, 511; D9/434,  
D9/435, 443, 444, 447, 448, 452, 453,  
D9/454; 215/200, 235, 236, 252, 254, 329,  
215/355-364; 220/200

See application file for complete search history.

(56) **References Cited**

**U.S. PATENT DOCUMENTS**

D272,324 S *	1/1984	Mumford et al.	.....	D9/452
D278,311 S *	4/1985	Brown et al.	.....	D9/436
D361,265 S *	8/1995	Doxey	.....	D9/435
D460,357 S	7/2002	Kras et al.		
D467,501 S	12/2002	Tacchella		
6,783,014 B2	8/2004	Luker		
D542,654 S	5/2007	Szczesniak		
D542,655 S	5/2007	Szczesniak		
D542,656 S	5/2007	Szczesniak		

D544,348 S	6/2007	Szczesniak		
D547,657 S	7/2007	Tacchella		
D551,975 S *	10/2007	Gomoll et al.	.....	D9/452
D552,483 S	10/2007	Rigardo		
D564,884 S *	3/2008	Rittman	.....	D9/522
D631,349 S	1/2011	Arnell et al.		
D633,386 S	3/2011	Taber et al.		
D634,199 S	3/2011	Taber et al.		
D634,200 S	3/2011	Taber et al.		

(Continued)

**OTHER PUBLICATIONS**

Images of Spouts and Closures, document believed to be publicly available at least by Aug. 2012, 1 page.

(Continued)

*Primary Examiner* — Robert M Spear

*Assistant Examiner* — Marissa Cash

(74) *Attorney, Agent, or Firm* — Reinhart Boerner Van Deuren s.c.

(57) **CLAIM**

We claim the ornamental design for a closure, as shown and described.

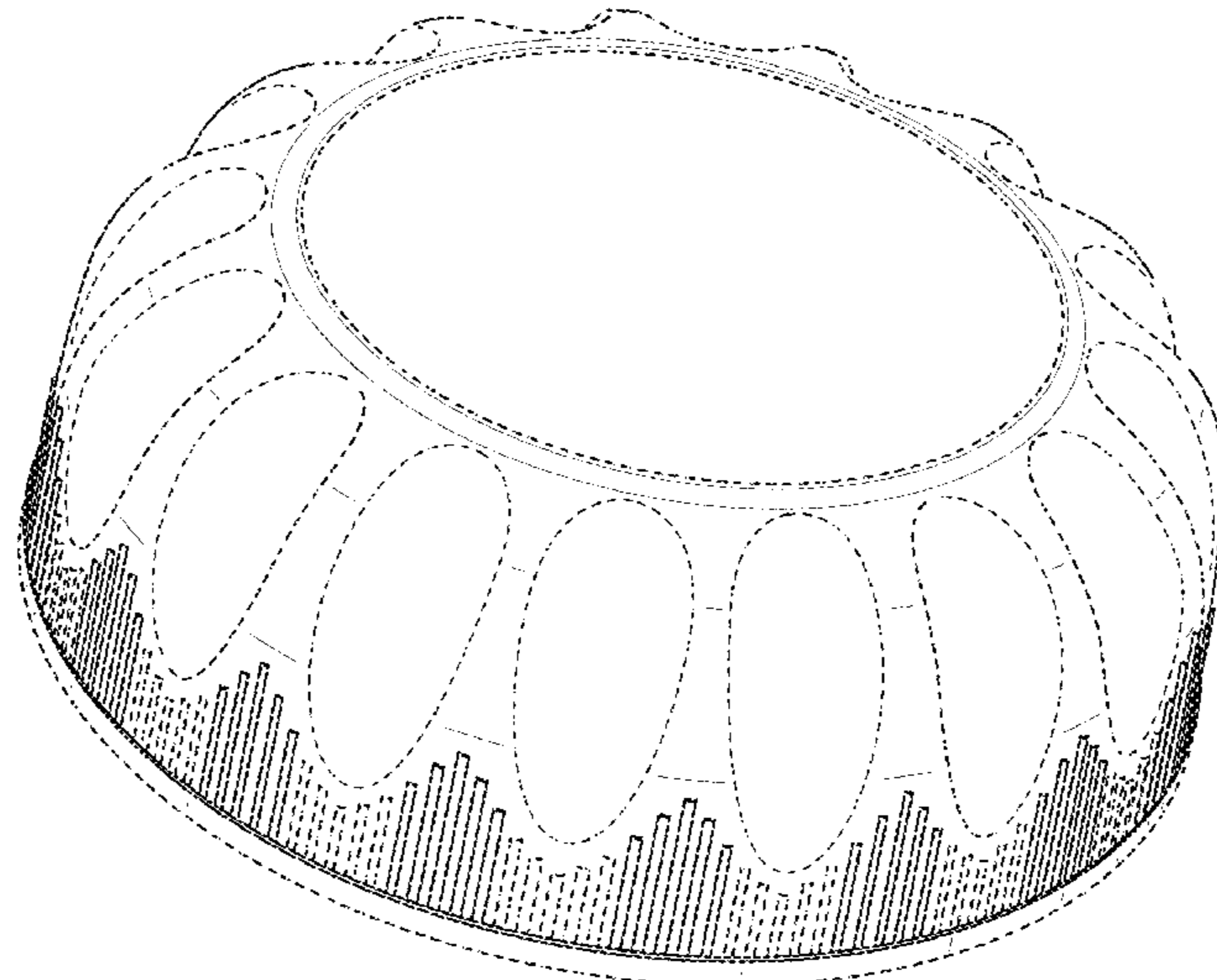
**DESCRIPTION**

FIG. 1 is a top perspective view of an embodiment of the claimed design;

FIG. 2 is a front view of the claimed design of FIG. 1, the rear view, the left side view and the right side view being the same as the front view;

FIG. 3 is a top plan view of the claimed design of FIG. 1; and, FIG. 4 is a bottom plan view of the claimed design of FIG. 1. The ornamental design which is claimed is shown in solid lines in the drawings. The broken lines in the drawings are for illustrative purposes only and form no part of the claimed design.

**1 Claim, 4 Drawing Sheets**



(56)

**References Cited**

U.S. PATENT DOCUMENTS

8,231,020	B2	7/2012	Taber et al.	
D679,597	S	4/2013	Tamarindo	
D684,057	S *	6/2013	Kwon .....	D9/453
D693,220	S *	11/2013	Luo .....	D9/452
2009/0223963	A1	9/2009	Bisio	
2012/0211460	A1	8/2012	Tamarindo	

OTHER PUBLICATIONS

Gualapack System, Image of Spouts and Caps, dated Apr. 1, 2013, at <http://www.gualapack.com/img/pagine/prodotti/tappi/1.jpg>,

believed to be publicly available from Gualapack System at least by Aug. 2012, 1 page.

Gualapack System, Image of first stacked caps, dated Apr. 1, 2013, at <http://www.gualapack.com/img/pagine/prodotti/innovazione/1.jpg>, believed to be publicly available from Gualapack System at least by Aug. 2012, 1 page.

Gualapack System, Image of second stack caps, dated Apr. 1, 2013, at <http://www.gualapack.com/img/pagine/prodotti/innovazione/2.jpg>, believed to be publicly available from Gualapack System at least by Aug. 2012, 1 page.

Gualapack System, Image of third stacked caps, dated Apr. 1, 2013, at <http://www.gualapack.com/img/pagine/prodotti/innovazione/3.jpg>, believed to be publicly available from Gualapack System at least by Aug. 2012, 1 page.

U.S. Appl. No. 29/449,192, filed Mar. 14, 2012, Neputy et al.

\* cited by examiner

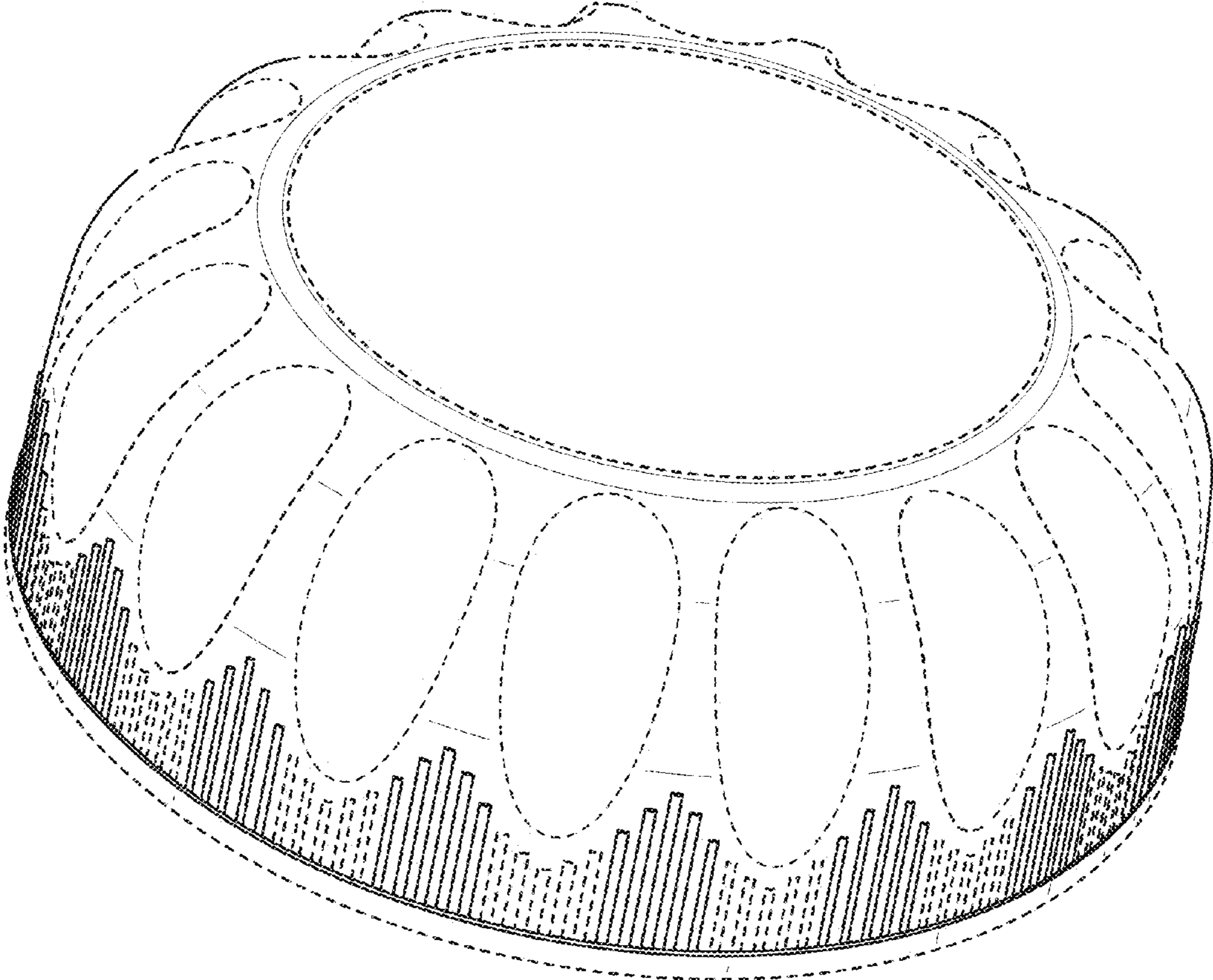


FIG. 1

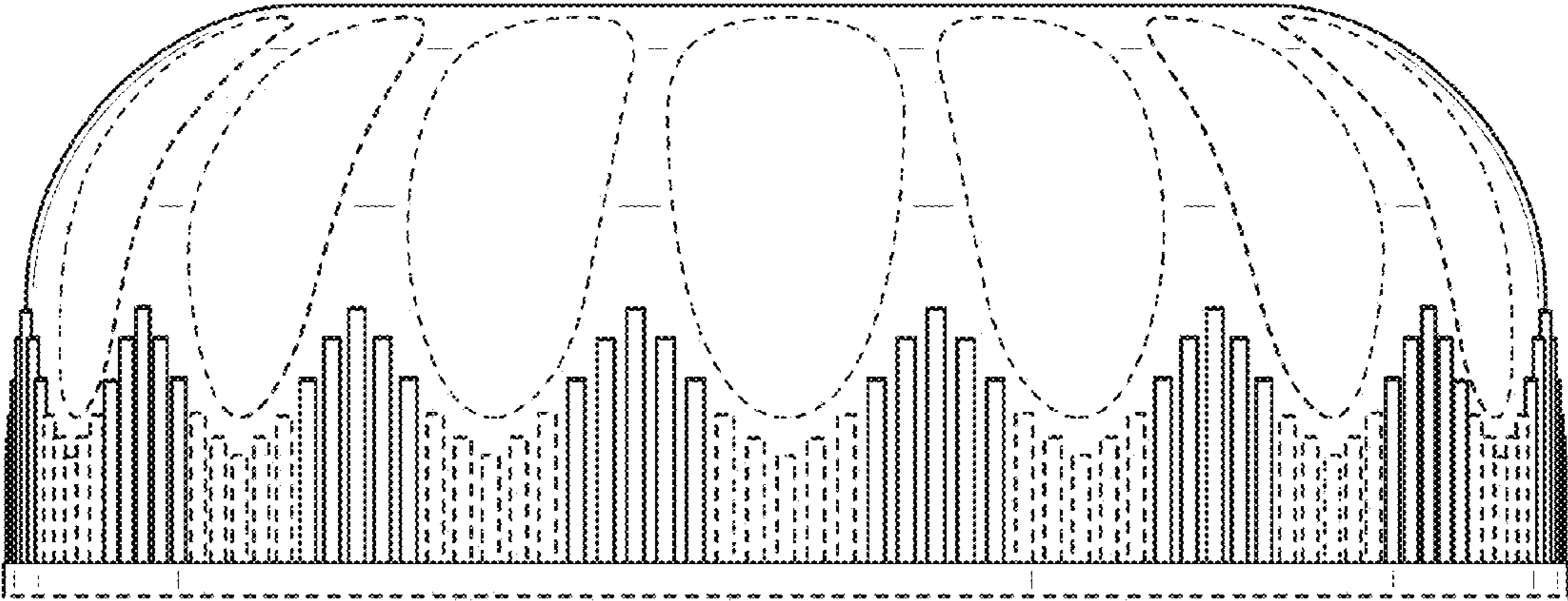


FIG. 2

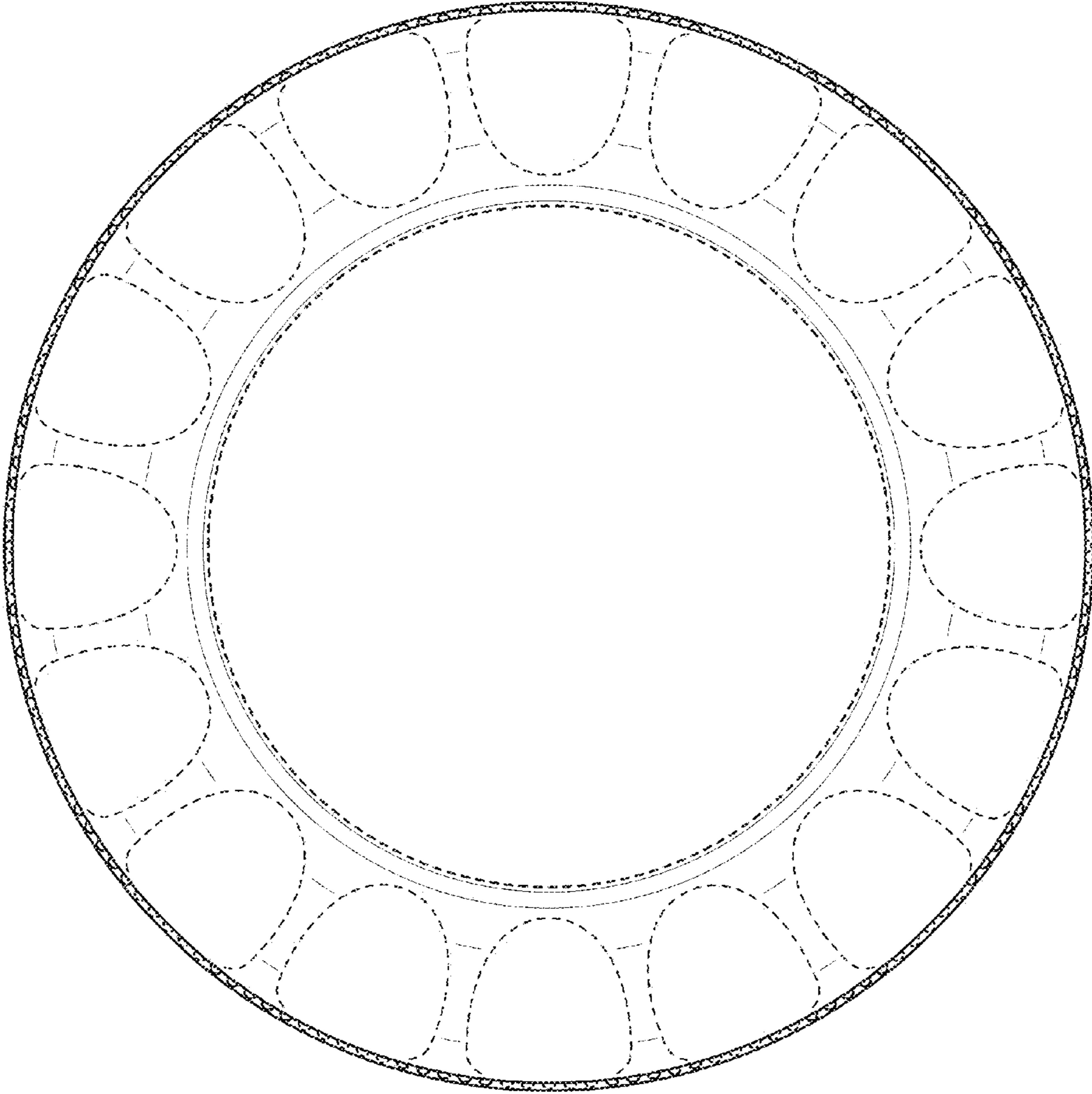


FIG. 3

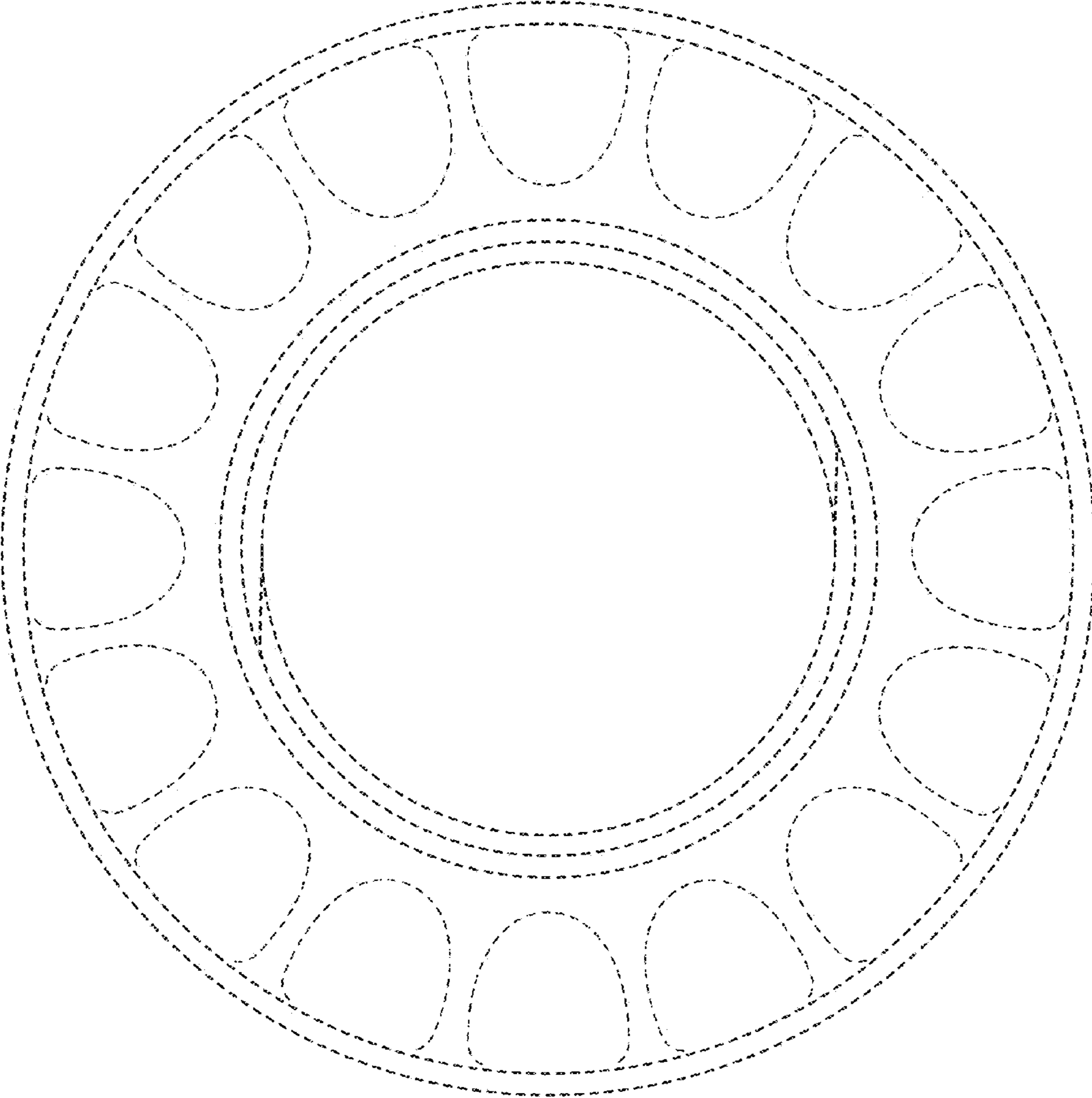


FIG. 4