



US00D712742S

(12) **United States Design Patent**
Masaneck, Jr.

(10) **Patent No.:** **US D712,742 S**
(45) **Date of Patent:** **** Sep. 9, 2014**

(54) **CONTAINER LID**
(71) Applicant: **MacNeil IP LLC**, Bolingbrook, IL (US)
(72) Inventor: **Frederick W. Masaneck, Jr.**, Barrington, IL (US)
(73) Assignee: **MacNeil IP LLC**, Bolingbrook, IL (US)
(**) Term: **14 Years**

5,443,270	A	*	8/1995	Loritz	273/290
D485,468	S	*	1/2004	Roth et al.	D7/392.1
D529,395	S	*	10/2006	Terrasi	D9/669
D536,248	S	*	2/2007	Lesquir	D9/435
D551,496	S	*	9/2007	Ablo et al.	D7/392.1
D571,200	S	*	6/2008	Bouveret et al.	D9/435
D603,261	S	*	11/2009	Arnell et al.	D9/453
D605,940	S	*	12/2009	Lin	D9/435
D655,159	S	*	3/2012	Killandi	D9/435
D682,687	S	*	5/2013	McCumber et al.	D9/435

(21) Appl. No.: **29/447,500**
(22) Filed: **Mar. 4, 2013**
(51) **LOC (10) Cl.** **09-03**
(52) **U.S. Cl.**
USPC **D9/451**; D9/669
(58) **Field of Classification Search**
USPC D7/514-520, 613, 619.2, 623, 628,
D7/392.1; D9/600, 669, 500-504,
D9/516.519, 544-546, 549, 434-435,
D9/439-441, 444-447, 450-451, 454;
206/494, 457, 459.1, 459.5; 215/230,
215/400

OTHER PUBLICATIONS

www.tie-ups.it, pages downloaded on Mar. 18, 2013.

* cited by examiner

Primary Examiner — Sandra Morris

(74) *Attorney, Agent, or Firm* — Jefferson Perkins; Perkins IP Law Group LLC

See application file for complete search history.

(57) **CLAIM**

The ornamental design for a container lid, as shown and described.

(56) **References Cited**

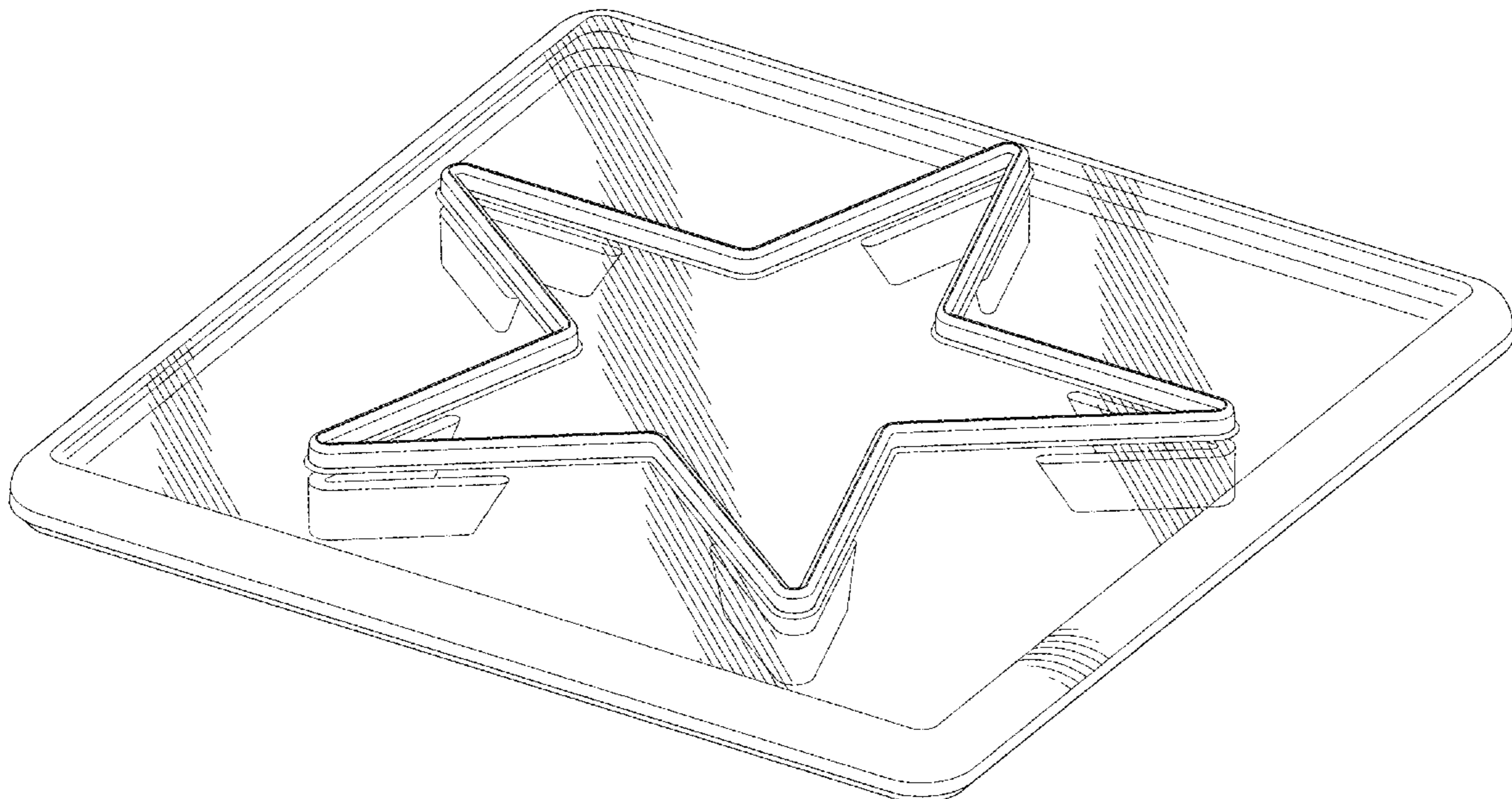
U.S. PATENT DOCUMENTS

D21,168	S	*	11/1891	Tenney	D9/432
D90,868	S	*	10/1933	Cady	D9/669
3,388,841	A	*	6/1968	McHardy et al.	D9/451
D332,403	S	*	1/1993	Johnson, III	D9/451
D358,768	S	*	5/1995	Berggren	D9/435
D360,336	S	*	7/1995	Bitel, Jr.	D7/392.1

DESCRIPTION

FIG. 1 is a top perspective view of my new design;
FIG. 2 is a top perspective view of my new design as shown in FIG. 1, taken from another angle;
FIG. 3 is a plan view of the embodiment of my new design as shown in FIG. 1;
FIG. 4 is a cross sectional view taken substantially along Line 4-4 of FIG. 3;
FIG. 5 is a bottom view of my new design; and,
FIG. 6 is a side view of my new design.

1 Claim, 4 Drawing Sheets



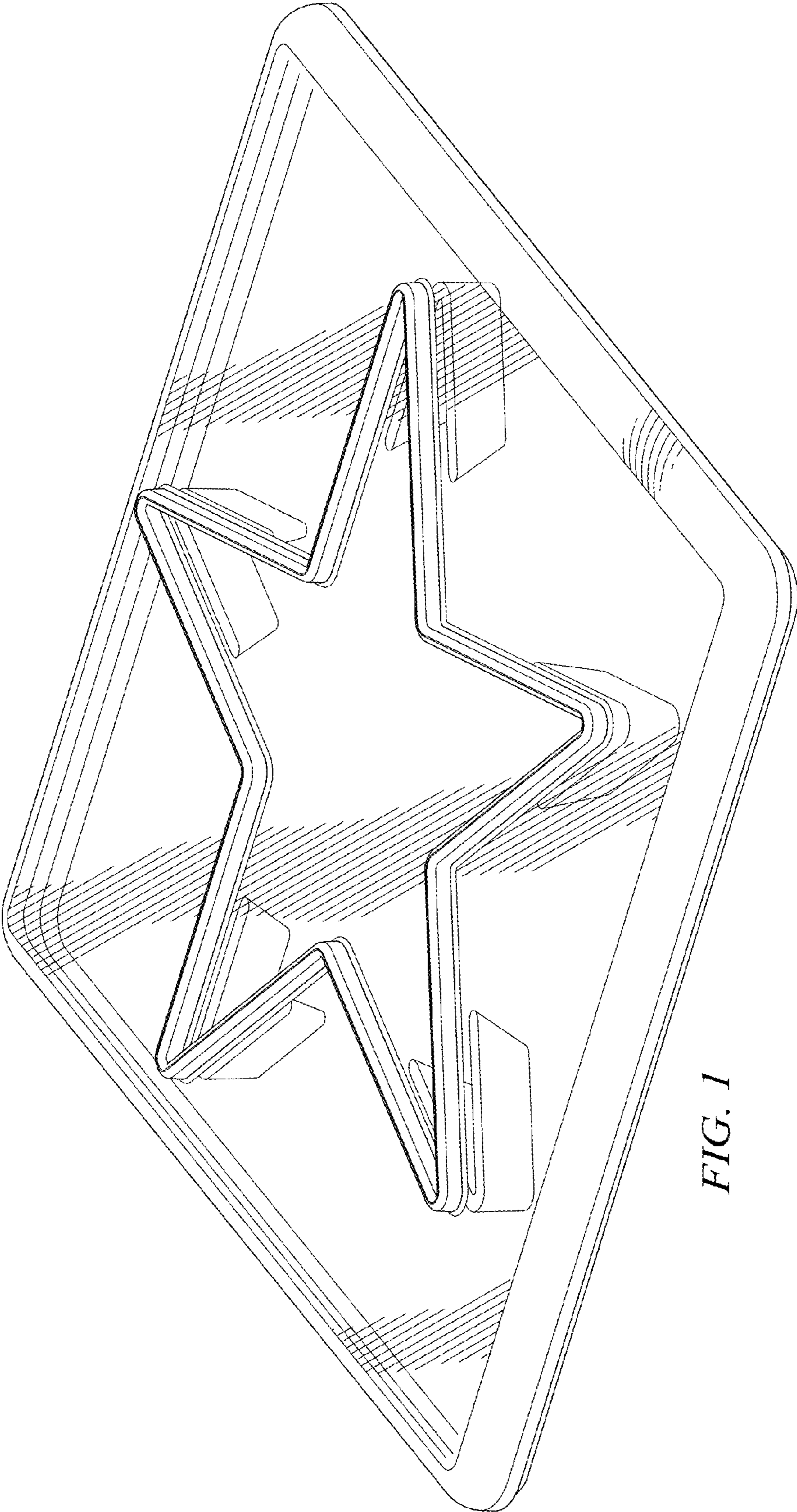


FIG. 1

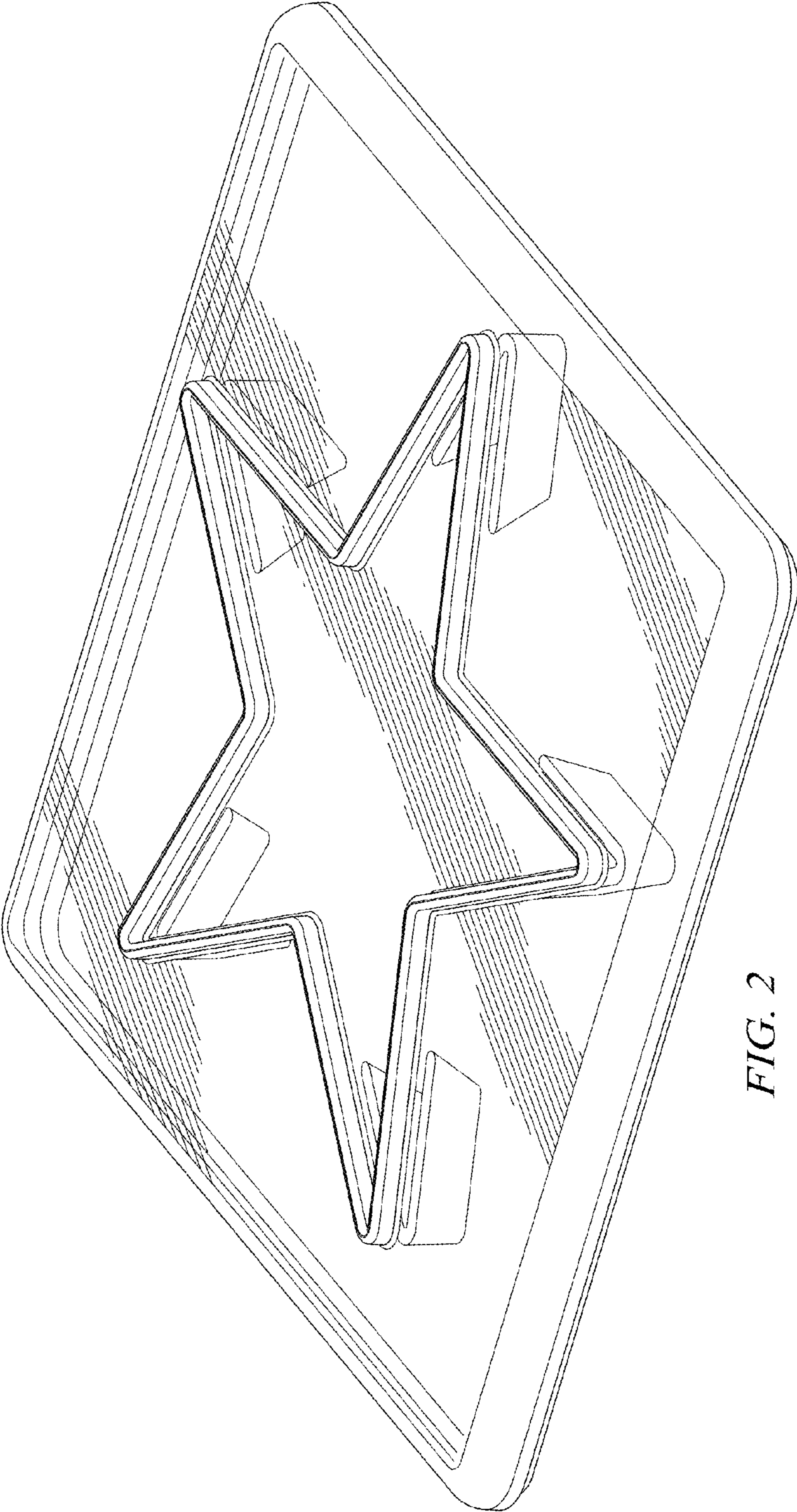


FIG. 2




FIG. 3

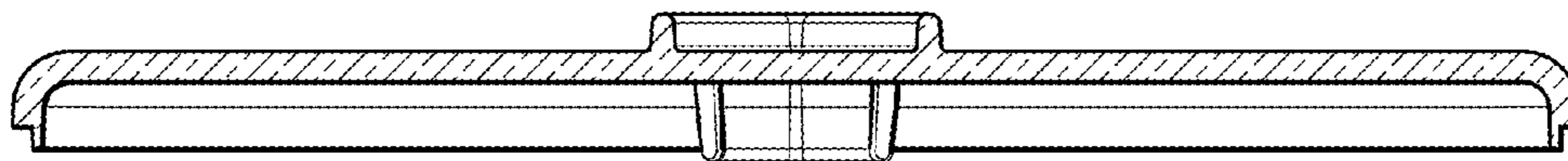


FIG. 4




FIG. 5

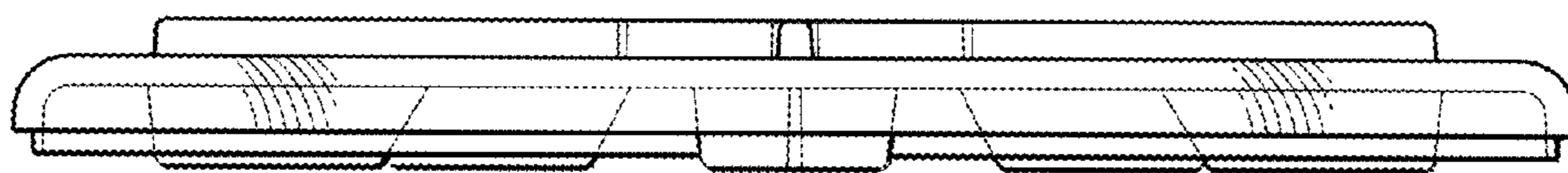


FIG. 6