



US00D712737S

(12) **United States Design Patent**
Gotur et al.

(10) **Patent No.:** **US D712,737 S**

(45) **Date of Patent:** **** Sep. 9, 2014**

(54) **BOX**

(71) Applicant: **The Procter & Gamble Company**,
Cincinnati, OH (US)

(72) Inventors: **Kiran Bhaskar Gotur**, Singapore (SG);
Susannah Louise Strydom, Singapore
(SG); **El Ramos Matanguihan**,
Singapore (SG); **Ian Josiah Swanson**,
Singapore (SG); **Jacky Man Hin Ko**,
Tokyo (JP)

(73) Assignee: **The Procter & Gamble Company**,
Cincinnati, OH (US)

(**) Term: **14 Years**

(21) Appl. No.: **29/464,202**

(22) Filed: **Aug. 14, 2013**

Related U.S. Application Data

(62) Division of application No. 29/439,570, filed on Dec. 12, 2012, now Pat. No. Des. 690,594, and a division of application No. 29/396,828, filed on Jul. 7, 2011, now Pat. No. Des. 675,094.

(51) **LOC (10) Cl.** **09-03**

(52) **U.S. Cl.**
USPC **D9/432**

(58) **Field of Classification Search**
USPC D9/430-435, 414, 418, 420-424;
D3/272, 273, 302; 206/267, 269, 270,
206/273, 299, 737, 740, 822; 229/100, 101,
229/101.3, 106, 108-112, 124, 125, 162.1,
229/165, 172, 182.1, 183, 185, 200, 210,
229/221, 406, 407; D7/601, 602

See application file for complete search history.

(56) **References Cited**

U.S. PATENT DOCUMENTS

49,339 A	8/1865	Dorman	
135,124 A	1/1873	Johnston	
400,218 A	3/1889	Johnston	
D112,971 S *	1/1939	Walters	D9/643
2,718,190 A	9/1955	Bean	
3,237,963 A	3/1966	Menzer	
5,927,676 A	7/1999	Lefton	
D429,176 S	8/2000	Dicks, Sr.	
D455,364 S	4/2002	Zuraff	
D456,243 S *	4/2002	Davis	D9/667
D495,950 S	9/2004	Cotert et al.	
D496,856 S	10/2004	Cotert et al.	
D523,021 S *	6/2006	Butcher et al.	D14/492
D524,324 S	7/2006	Butcher et al.	

(Continued)

OTHER PUBLICATIONS

U.S. Appl 29/396,812, filed Jul. 7, 2011, Kiran Bhaskar Gotur et al.

(Continued)

Primary Examiner — Susan Bennett Hattan

Assistant Examiner — Vy Koenig

(57) **CLAIM**

The ornamental design for box, as shown and described.

DESCRIPTION

FIG. 1 is a perspective view of box, embodying our new design;

FIG. 2 is a top plan view thereof;

FIG. 3 is a bottom view thereof;

FIG. 4 is a left side view thereof;

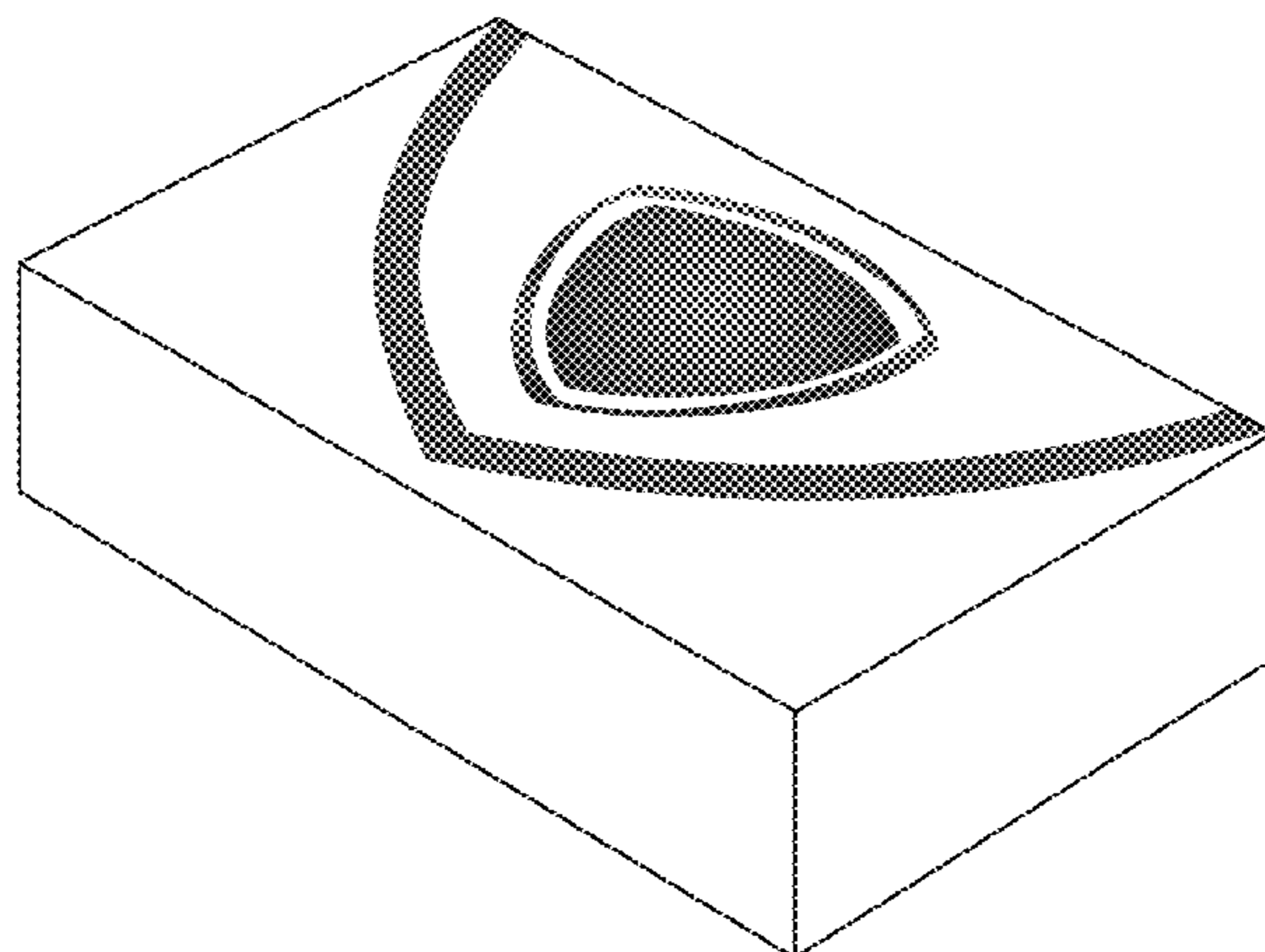
FIG. 5 is a right side view thereof;

FIG. 6 is a front view thereof; and,

FIG. 7 is a back view thereof.

The broken lines shown in the drawings depict environmental subject matter only and form no part of the claimed design.

1 Claim, 3 Drawing Sheets



(56)

References Cited

U.S. PATENT DOCUMENTS

D585,291 S 1/2009 Colatrella et al.
D597,411 S 8/2009 Colatrella et al.
D610,621 S 2/2010 Harris
D613,751 S 4/2010 Truelove et al.
D625,356 S 10/2010 Hogenbirk
D634,622 S 3/2011 Bone et al.
D636,667 S 4/2011 Barclay et al.
D649,874 S 12/2011 Barclay et al.
D656,396 S 3/2012 Palmieri et al.

D659,011 S 5/2012 Lee
D659,012 S 5/2012 Subler
D661,184 S 6/2012 Barrett et al.
D661,200 S 6/2012 Subler
D675,094 S 1/2013 Gotur et al.
D690,594 S * 10/2013 Gotur et al. D9/432

OTHER PUBLICATIONS

U.S. Appl. No. 29/439,570, filed Dec. 12, 2012, Kiran Bhaskar Gotur et al.

* cited by examiner

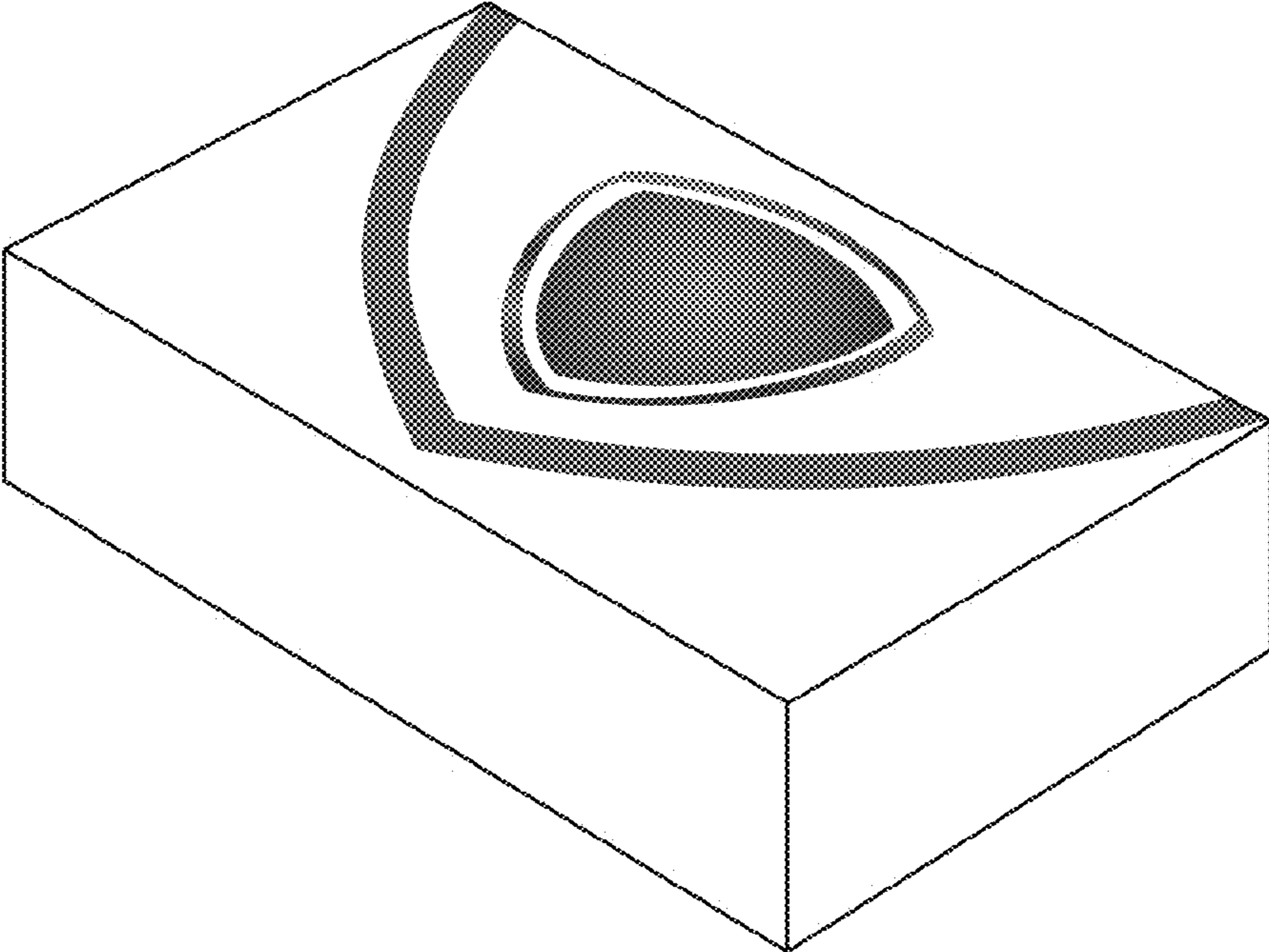


Fig. 1




Fig. 2




Fig. 3



Fig. 4



Fig. 5




Fig. 6



Fig. 7