



US00D712725S

(12) **United States Design Patent**
Wu

(10) **Patent No.:** **US D712,725 S**

(45) **Date of Patent:** **** Sep. 9, 2014**

(54) **HOOK HOLDER**

(71) Applicant: **Chia-Lun Wu**, Tainan (TW)

(72) Inventor: **Chia-Lun Wu**, Tainan (TW)

(**) Term: **14 Years**

(21) Appl. No.: **29/472,907**

(22) Filed: **Nov. 18, 2013**

(51) **LOC (10) Cl.** **08-05**

(52) **U.S. Cl.**
USPC **D8/367**

(58) **Field of Classification Search**
CPC A47G 1/00; A47G 25/00
USPC D8/367, 354, 349, 373; D6/323;
248/301-304, 339
See application file for complete search history.

(56) **References Cited**

U.S. PATENT DOCUMENTS

1,886,882	A	*	11/1932	Huber	24/698.1
D241,206	S	*	8/1976	Halstead	D6/323
D289,139	S	*	4/1987	Chasen	D8/367
D289,255	S	*	4/1987	Chasen	D8/367
D307,539	S	*	5/1990	Goodman et al.	D8/367
D339,058	S	*	9/1993	Greenhut et al.	D8/367
D345,497	S	*	3/1994	Miller	D8/367
D361,930	S	*	9/1995	Fillipp et al.	D8/367
D390,014	S	*	2/1998	Ho	D6/323
D393,412	S	*	4/1998	Bries et al.	D8/367
D417,385	S	*	12/1999	Bries et al.	D8/367
6,325,342	B1	*	12/2001	Dignat	248/118
D480,292	S	*	10/2003	Johansson et al.	D8/367
D494,452	S	*	8/2004	Sheldon et al.	D8/367
D543,837	S	*	6/2007	Newbould et al.	D8/367
D554,481	S	*	11/2007	Newbould et al.	D8/367
D554,482	S	*	11/2007	Hager et al.	D8/367

D565,939	S	*	4/2008	Newbould et al.	D8/367
D572,121	S	*	7/2008	Shiffler	D8/367
D579,322	S	*	10/2008	Newbould et al.	D8/367
D583,653	S	*	12/2008	Thompson et al.	D8/367
D584,939	S	*	1/2009	Snell	D8/367
D603,688	S	*	11/2009	Chiu	D8/367
D609,995	S	*	2/2010	Hager et al.	D8/367
7,833,620	B2	*	11/2010	Enserink et al.	428/321.1
D632,951	S	*	2/2011	McGreevy et al.	D8/367
D641,228	S	*	7/2011	Qiblawi et al.	D8/367
D641,614	S	*	7/2011	Pontaoe	D8/394
D665,653	S	*	8/2012	Thompson et al.	D8/367
D672,223	S	*	12/2012	Thompson	D8/356
D678,041	S	*	3/2013	Pan et al.	D8/367
D680,804	S	*	4/2013	Gilboe	D7/367
D682,663	S	*	5/2013	Evon	D8/367
D697,388	S	*	1/2014	Pan	D8/367
D697,389	S	*	1/2014	Pan	D8/367

* cited by examiner

Primary Examiner — Cynthia Underwood

(74) *Attorney, Agent, or Firm* — Alan Kamrath; Kamrath IP Lawfirm, P.A.

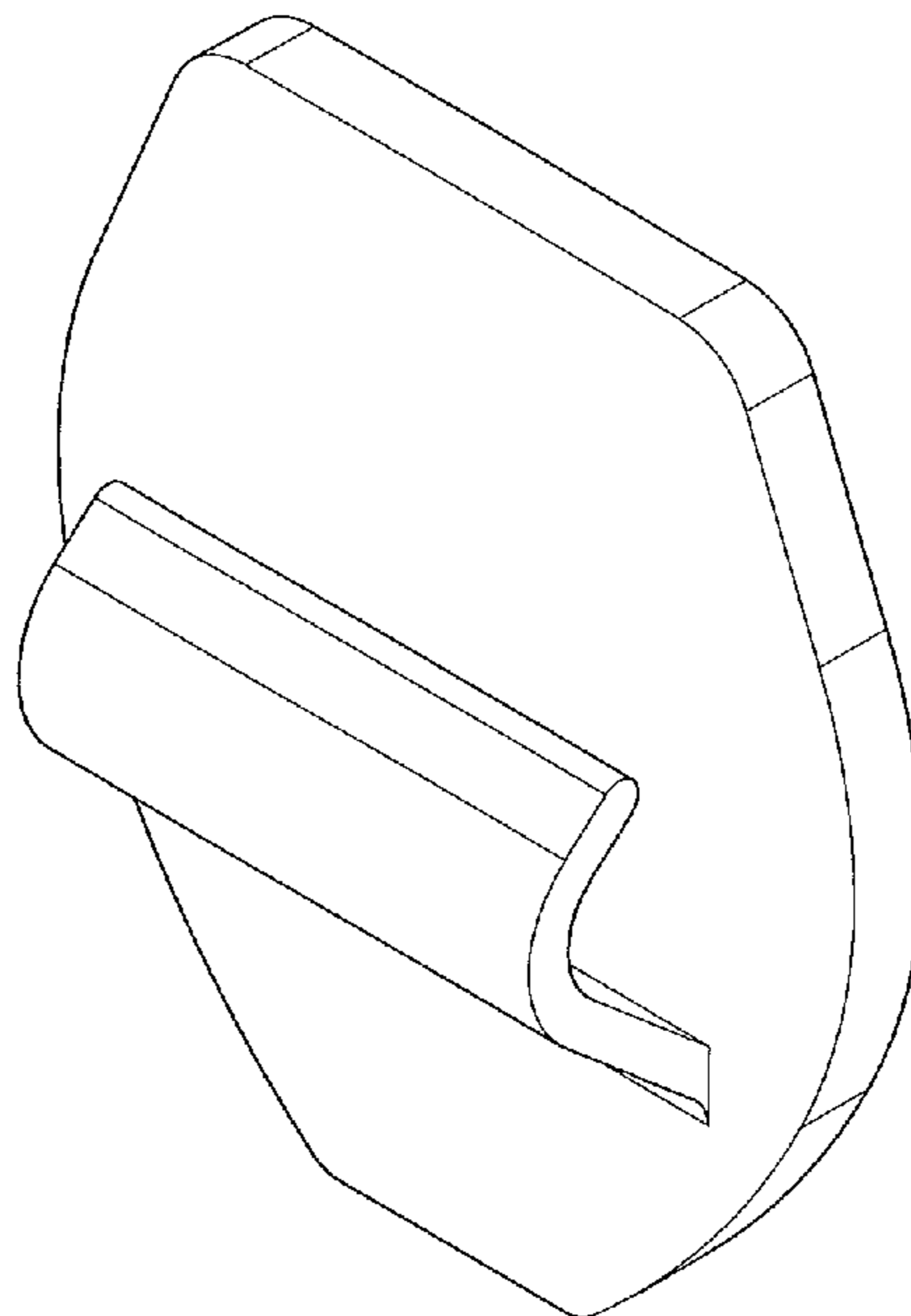
(57) **CLAIM**

The ornamental design for a hook holder, as shown and described.

DESCRIPTION

FIG. 1 is a perspective view of a hook holder showing my design;
FIG. 2 is a front elevational view thereof;
FIG. 3 is a rear elevational view thereof;
FIG. 4 is a left elevational view thereof;
FIG. 5 is a right elevational view thereof;
FIG. 6 is a top plan view thereof; and,
FIG. 7 is a bottom plan view thereof.

1 Claim, 4 Drawing Sheets



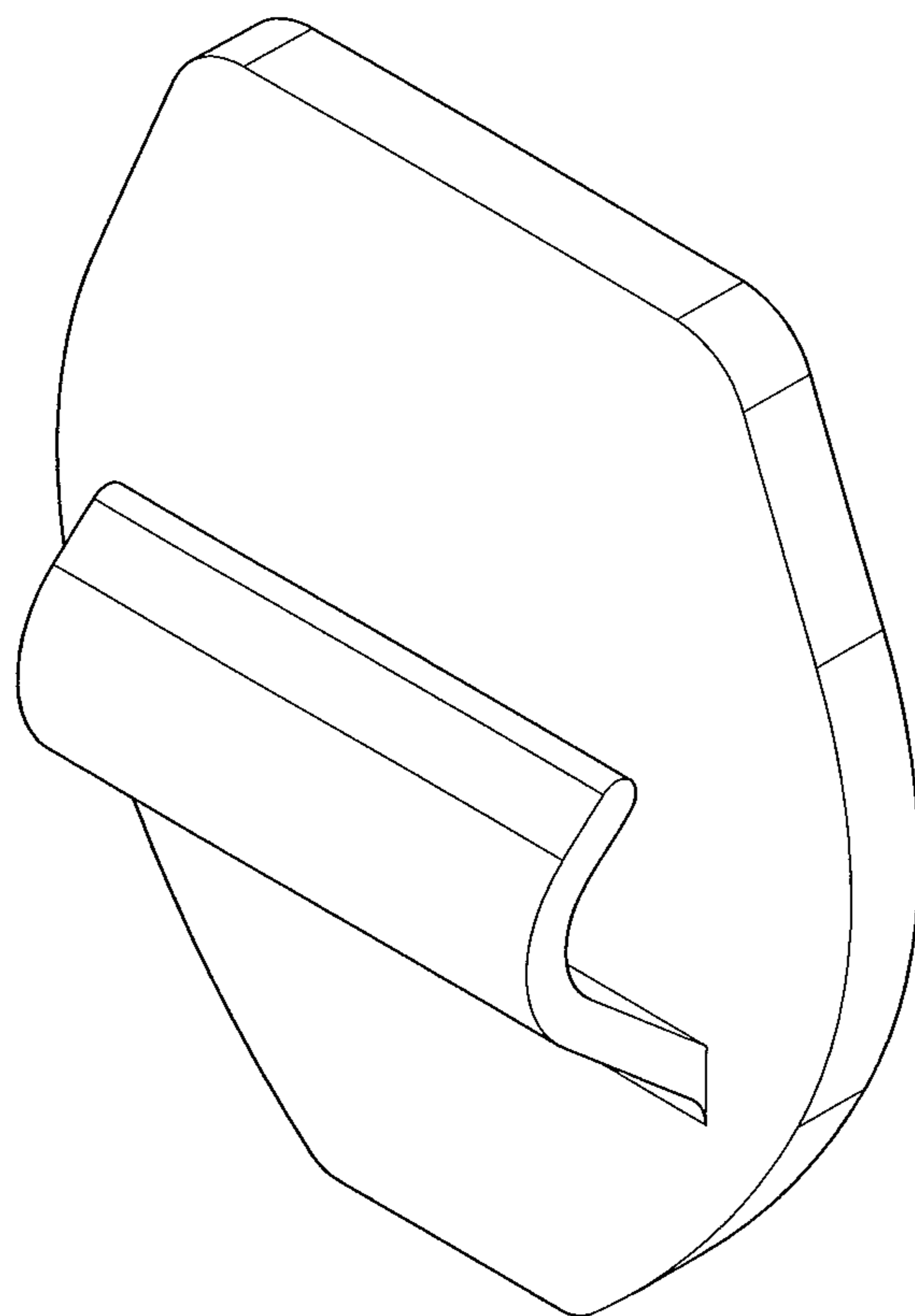


Fig. 1

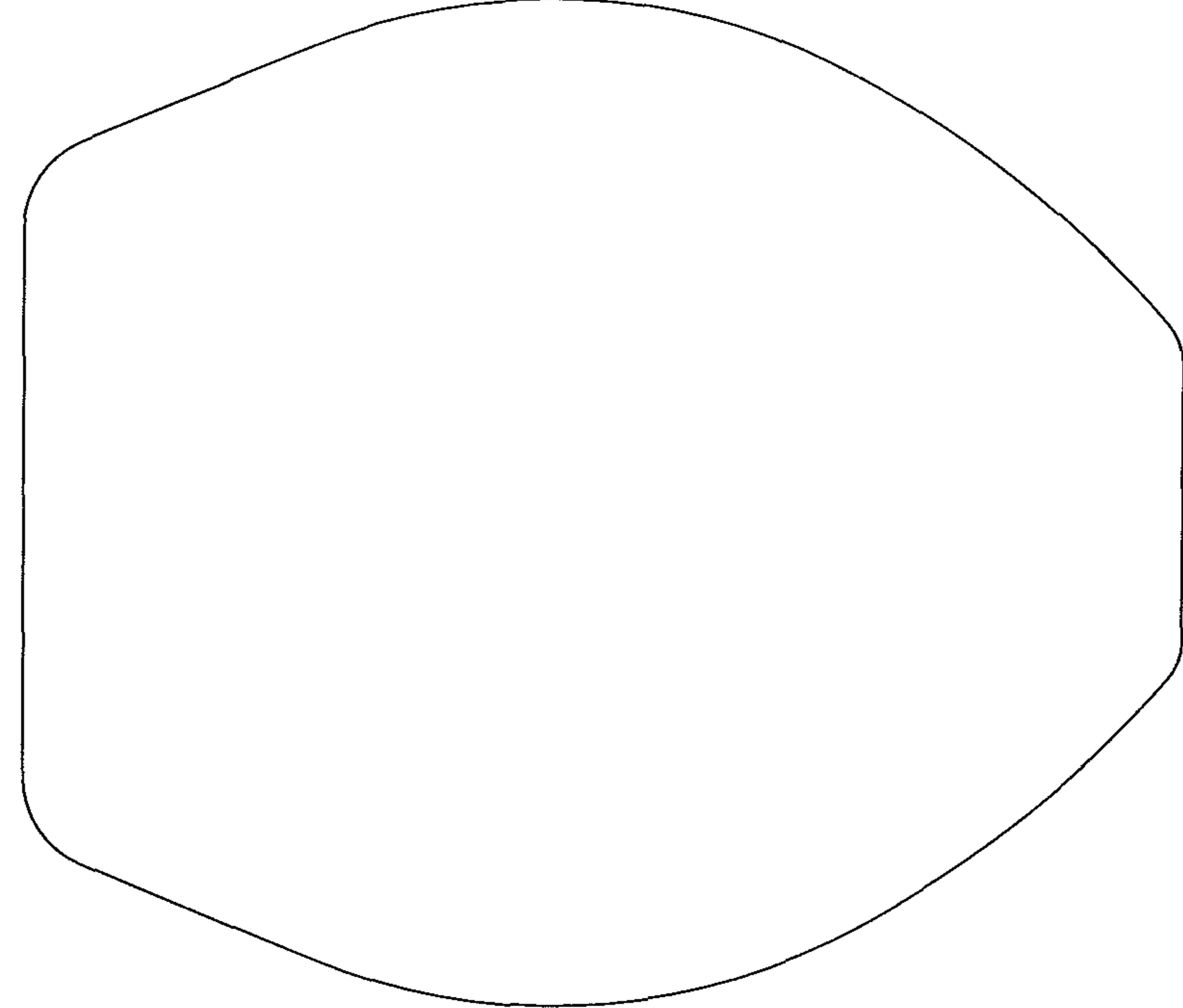


Fig. 3

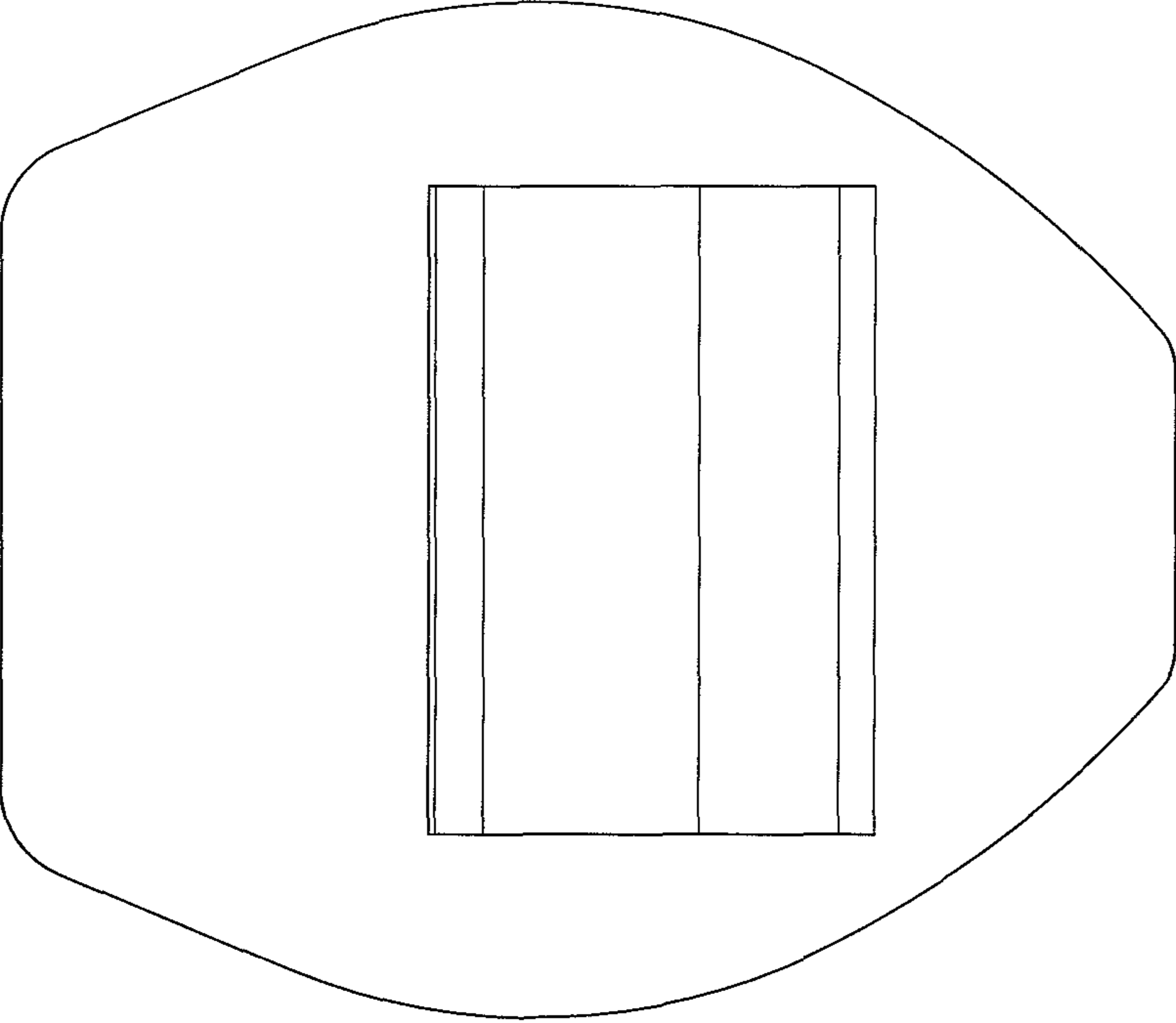


Fig. 2

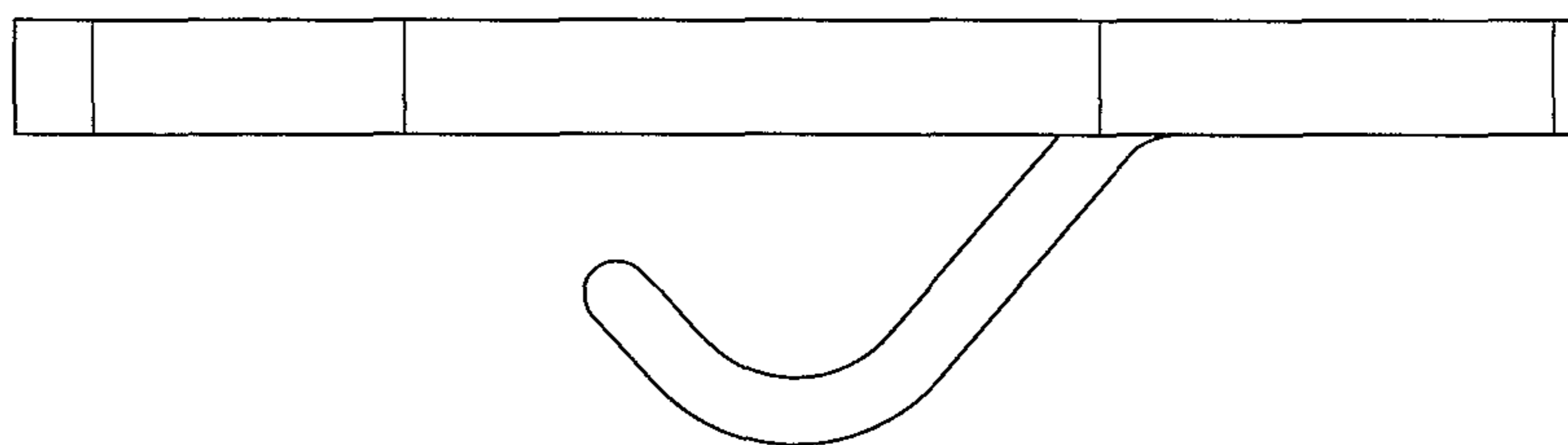


Fig. 5

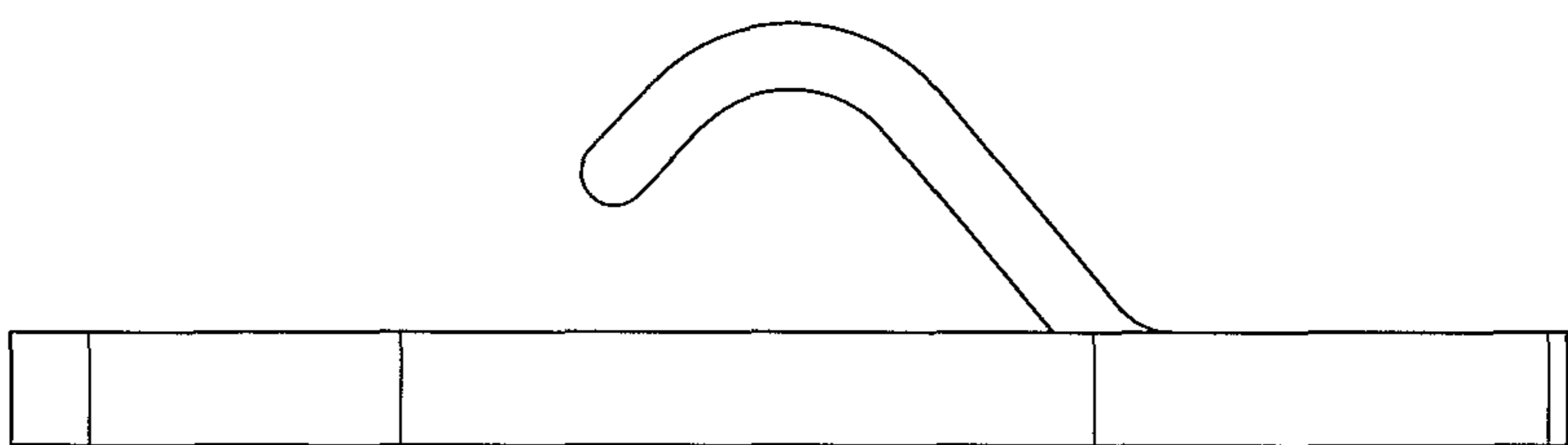


Fig. 4

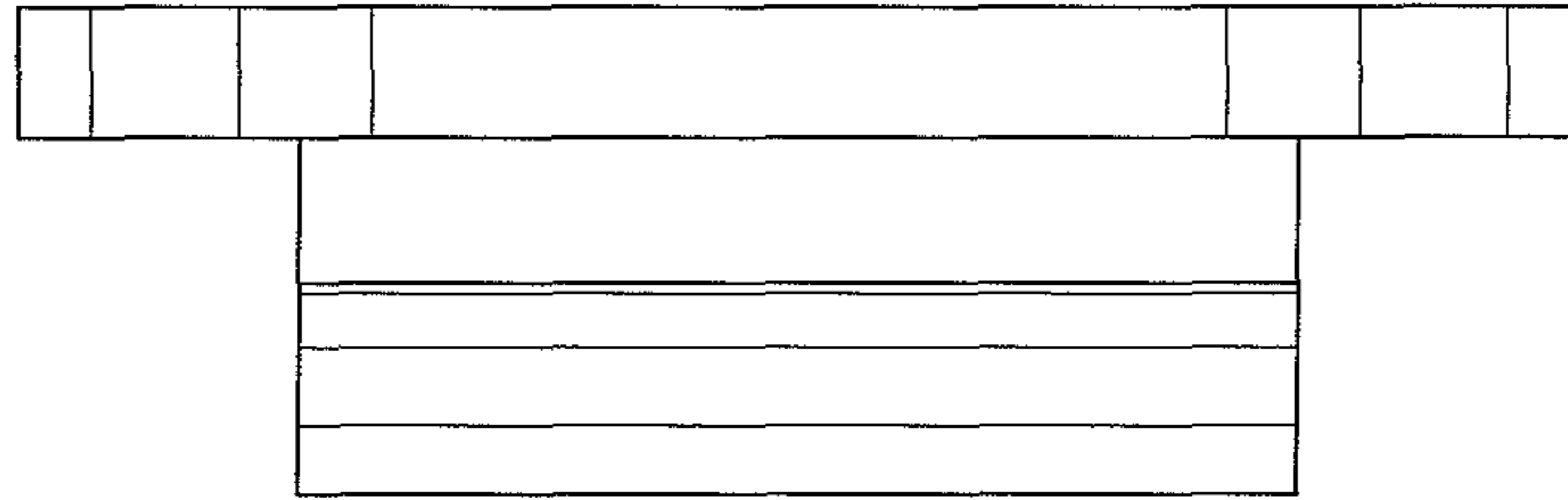


Fig. 6




Fig. 7