



US00D712711S

(12) **United States Design Patent**  
**Nikas**

(10) **Patent No.:** **US D712,711 S**

(45) **Date of Patent:** **\*\* \*Sep. 9, 2014**

(54) **BLADE ASSEMBLY FOR TRIMMER**

(71) Applicant: **Alex Nikas**, San Francisco, CA (US)

(72) Inventor: **Alex Nikas**, San Francisco, CA (US)

(\* ) Notice: This patent is subject to a terminal disclaimer.

(\*\*) Term: **14 Years**

(21) Appl. No.: **29/454,542**

(22) Filed: **May 10, 2013**

(51) **LOC (10) Cl.** ..... **08-01**

(52) **U.S. Cl.**  
USPC ..... **D8/8; D8/20**

(58) **Field of Classification Search**  
USPC ..... D8/1, 7, 8, 20; 30/223, 210, 225, 216,  
30/272.1, 346, 346.56, 355  
See application file for complete search history.

(56) **References Cited**

**U.S. PATENT DOCUMENTS**

4,827,616 A \* 5/1989 Sistare ..... 30/210  
5,075,972 A \* 12/1991 Huang ..... 30/216  
5,119,708 A \* 6/1992 Musgrove ..... 83/835

D397,590 S \* 9/1998 Meloni et al. .... D8/8  
D439,666 S \* 3/2001 Ventura ..... D24/146  
D461,999 S \* 8/2002 Nimmo ..... D8/7  
D485,140 S \* 1/2004 Rack ..... D8/20  
6,910,276 B2 \* 6/2005 Huang ..... 30/223  
D555,444 S \* 11/2007 Ammann ..... D8/20  
7,603,781 B1 \* 10/2009 Szoke, Jr. .... 30/199  
D613,406 S \* 4/2010 Agabiti ..... D24/146  
D623,490 S \* 9/2010 Lauber ..... D8/20  
D677,998 S \* 3/2013 Kusanagi ..... D7/650  
D686,049 S \* 7/2013 Ji ..... D8/20  
8,596,166 B2 \* 12/2013 Bucks et al. .... 76/112

\* cited by examiner

*Primary Examiner* — Sheryl Lane

(74) *Attorney, Agent, or Firm* — Meyer IP Law Group

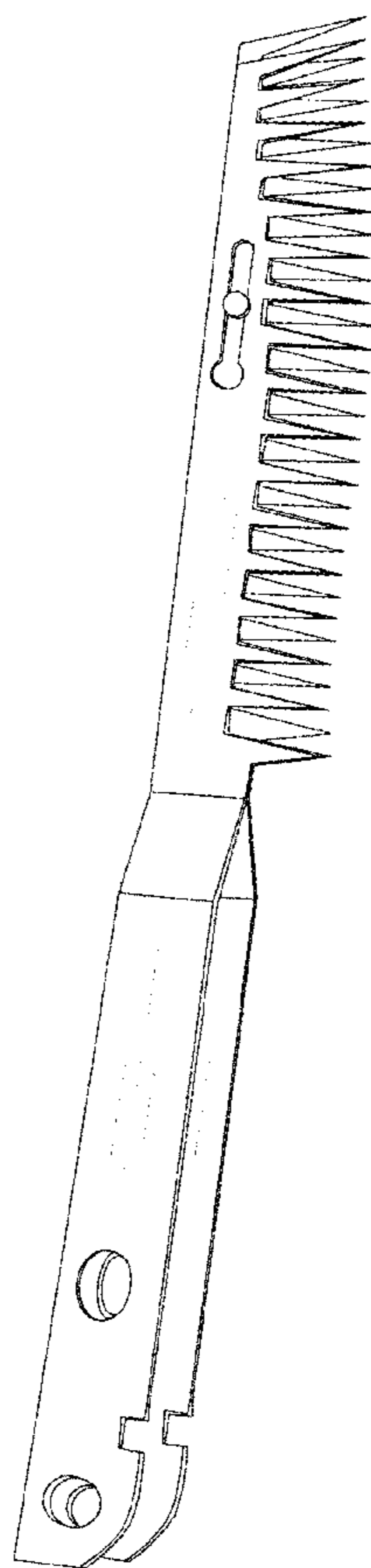
(57) **CLAIM**

The ornamental design for a blade assembly for trimmer, as shown and described.

**DESCRIPTION**

FIG. 1 is a side view of a first blade of a blade assembly;  
FIG. 2 is a bottom view thereof;  
FIG. 3 is a side view of a second blade of the blade assembly;  
FIG. 4 is a bottom view thereof  
FIG. 5 is a side view of the first blade and the second blade mated to form the blade assembly showing my new design;  
FIG. 6 is a bottom view thereof; and,  
FIG. 7 is a bottom perspective view thereof.

**1 Claim, 4 Drawing Sheets**



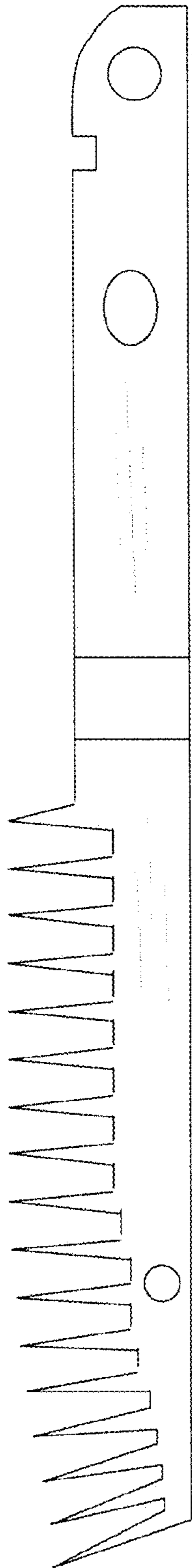


FIG. 1

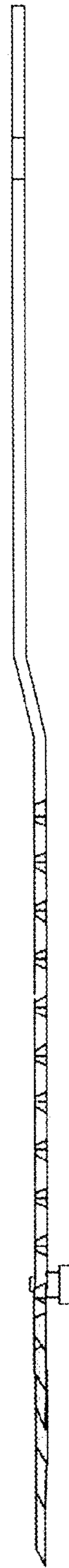


FIG. 2

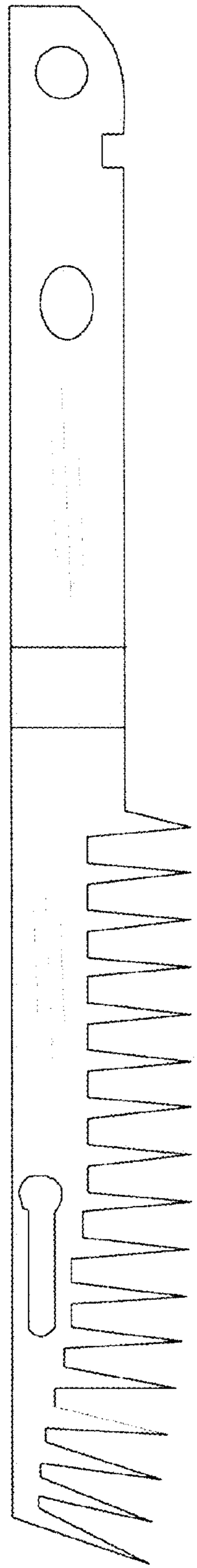


FIG. 3

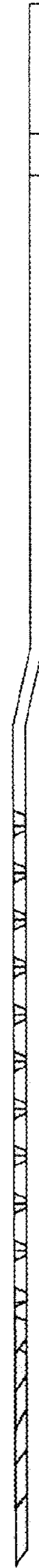


FIG. 4

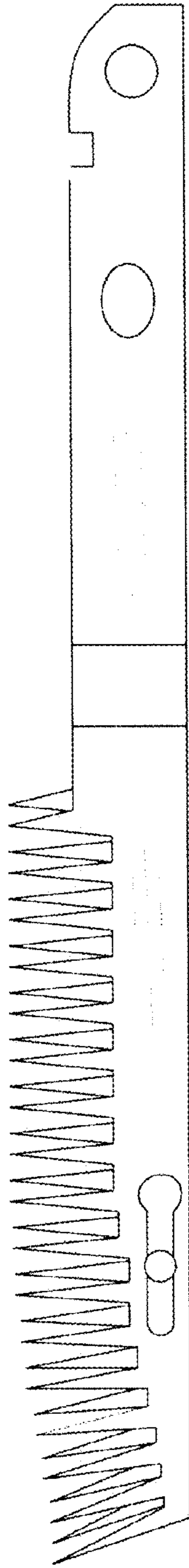


FIG. 5



FIG. 6

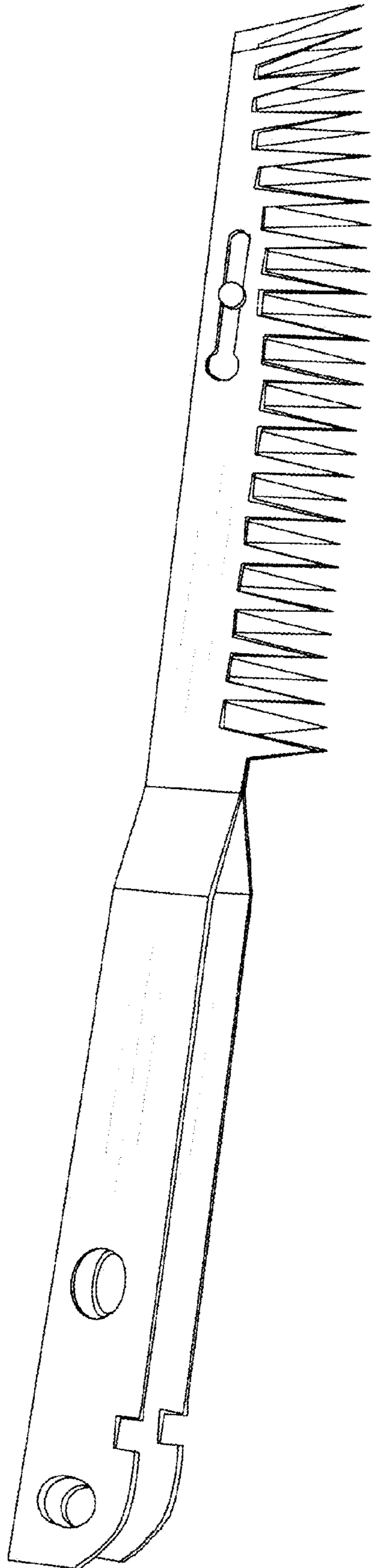


FIG. 7