



US00D712710S

(12) **United States Design Patent**
Gonzales

(10) **Patent No.:** **US D712,710 S**
(45) **Date of Patent:** **** Sep. 9, 2014**

(54) **SPATULA HEAD WITH MIXER BLADE
SCRAPER**

(56) **References Cited**

(71) Applicant: **Josephine B. Gonzales**, San Antonio,
TX (US)

(72) Inventor: **Josephine B. Gonzales**, San Antonio,
TX (US)

(**) Term: **14 Years**

(21) Appl. No.: **29/471,600**

(22) Filed: **Nov. 2, 2013**

(51) **LOC (10) Cl.** **07-02**

(52) **U.S. Cl.**
USPC **D7/688**

(58) **Field of Classification Search**
CPC A47J 43/288
USPC D7/688; 416/231 A, 231 B; 294/7, 8;
366/129; D32/40, 43, 46; 15/236.07,
15/236.08, 236.01, 245, 143.1

See application file for complete search history.

U.S. PATENT DOCUMENTS

2,256,650	A	9/1941	Reid et al.	
2,280,225	A	4/1942	Finely	
2,699,565	A	1/1955	Brough	
2,964,773	A	12/1960	Pence	
5,491,869	A *	2/1996	Sullivan et al.	15/245
D487,556	S *	3/2004	Siegel et al.	D7/688

* cited by examiner

Primary Examiner — Terry Wallace

(74) *Attorney, Agent, or Firm* — Donald Grant Kelly

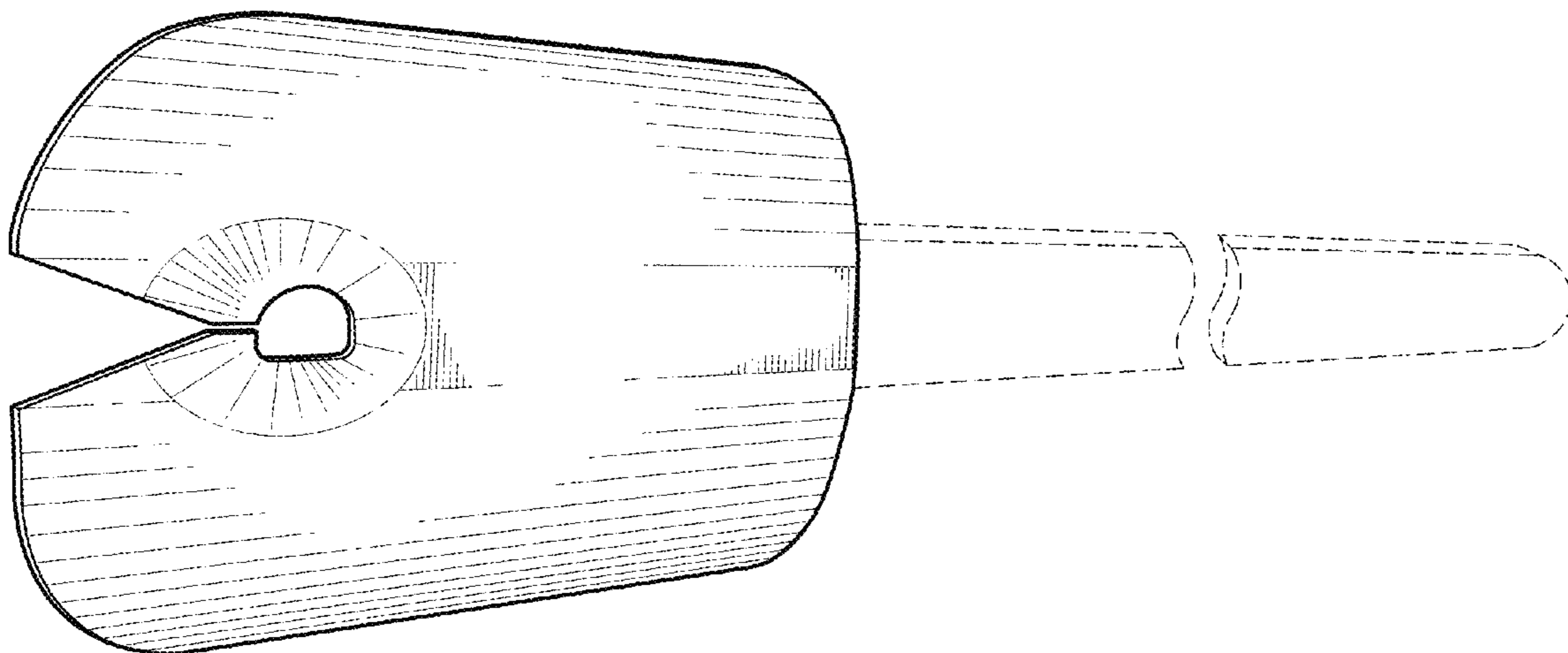
(57) **CLAIM**

The ornamental design for a spatula head with mixer blade scraper, as shown and described.

DESCRIPTION

FIG. 1 is a top perspective view of the spatula head with mixer blade scraper;
FIG. 2 is a top plan view thereof;
FIG. 3 is a bottom plan view thereof;
FIG. 4 is a right side elevation view thereof;
FIG. 5 is a left side elevation view thereof;
FIG. 6 is a front elevation view thereof; and,
FIG. 7 is a rear elevation view thereof.
The broken lines represent portions of the article and form no part of the claimed design.

1 Claim, 4 Drawing Sheets



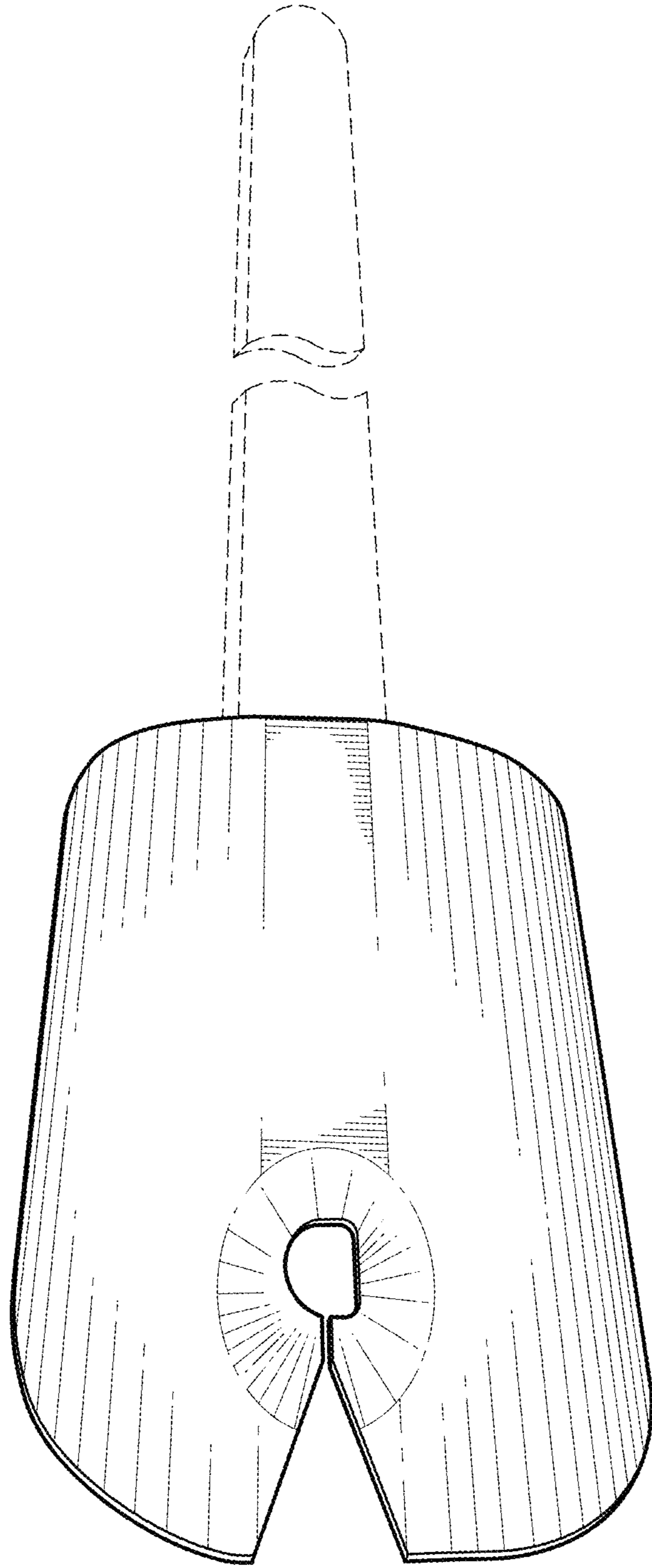


FIG. 1

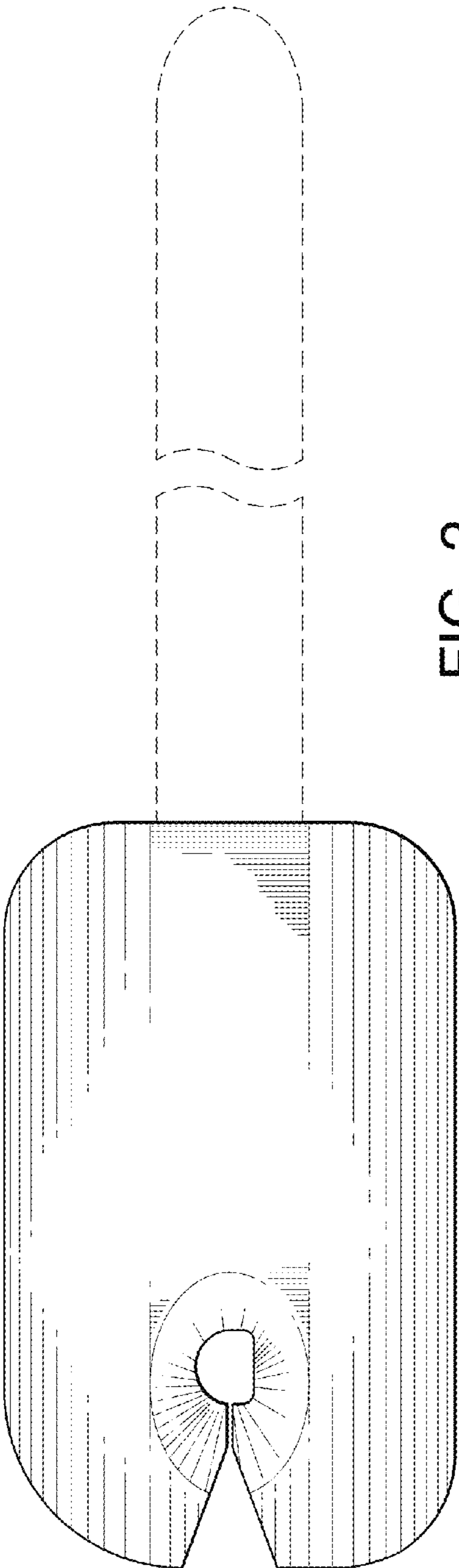


FIG. 2

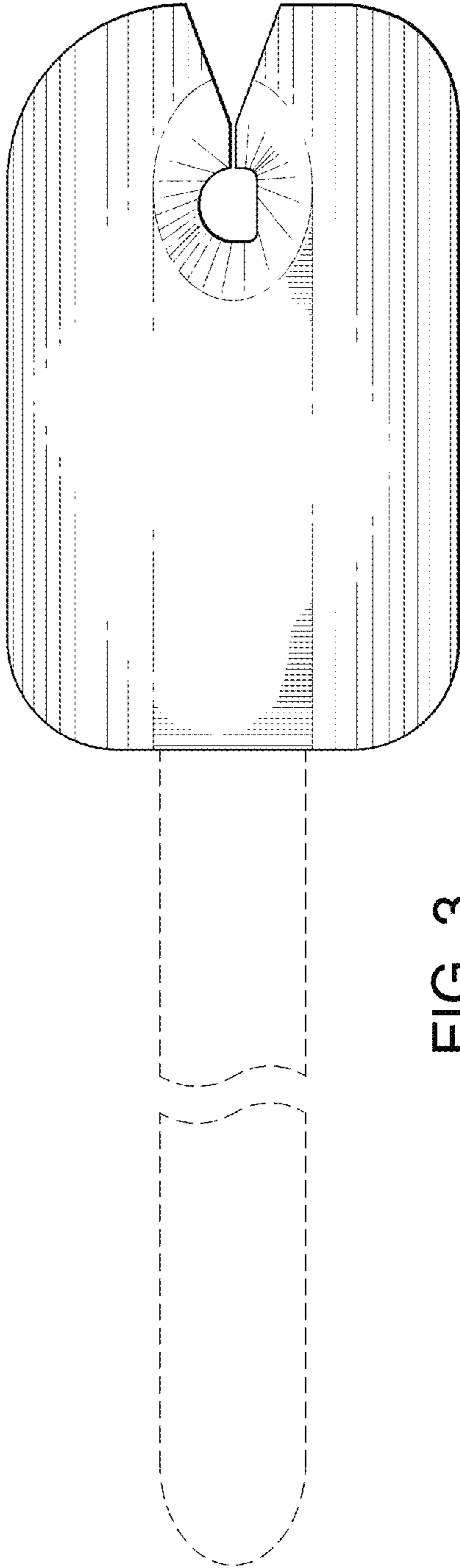


FIG. 3

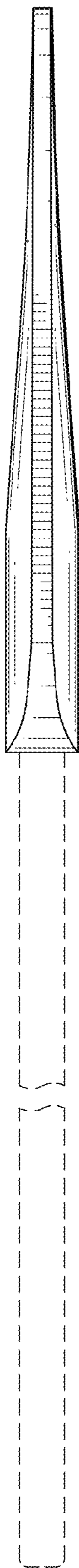


FIG. 4




FIG. 5

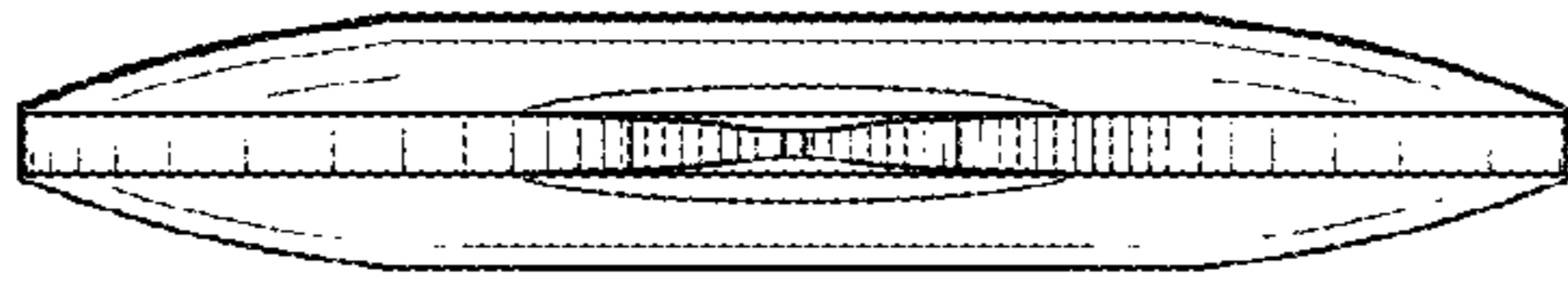


FIG. 6



FIG. 7