



US00D712698S

(12) **United States Design Patent**
Stratmeyer

(10) **Patent No.:** **US D712,698 S**

(45) **Date of Patent:** **** Sep. 9, 2014**

(54) **POT LID HANDLE**

(71) Applicant: **Mark Stratmeyer**, Thousand Oaks, CA
(US)

(72) Inventor: **Mark Stratmeyer**, Thousand Oaks, CA
(US)

(**) Term: **14 Years**

(21) Appl. No.: **29/451,272**

(22) Filed: **Mar. 29, 2013**

Related U.S. Application Data

(63) Continuation-in-part of application No. 13/803,899,
filed on Mar. 14, 2013.

(51) **LOC (10) Cl.** **07-02**

(52) **U.S. Cl.**
USPC **D7/394**

(58) **Field of Classification Search**
USPC D7/509–515, 519, 522–537, 539, 393,
D7/394, 396.2, 360; D8/300, 305, 315,
D8/319, 320, 321, 356, 382; D12/317;
220/752, 753, 755, 756, 769; 114/218

See application file for complete search history.

(56) **References Cited**

U.S. PATENT DOCUMENTS

D402,531 S *	12/1998	Ng	D8/320
D433,869 S *	11/2000	Wong et al.	D7/360
D535,146 S *	1/2007	Grundmann	D7/394
D608,137 S *	1/2010	Rae	D7/394
D693,632 S *	11/2013	Dolvin	D7/394

* cited by examiner

Primary Examiner — Cynthia M Chin

(74) *Attorney, Agent, or Firm* — Koppel, Patrick, Heybl &
Philpott; Michael J. Ram

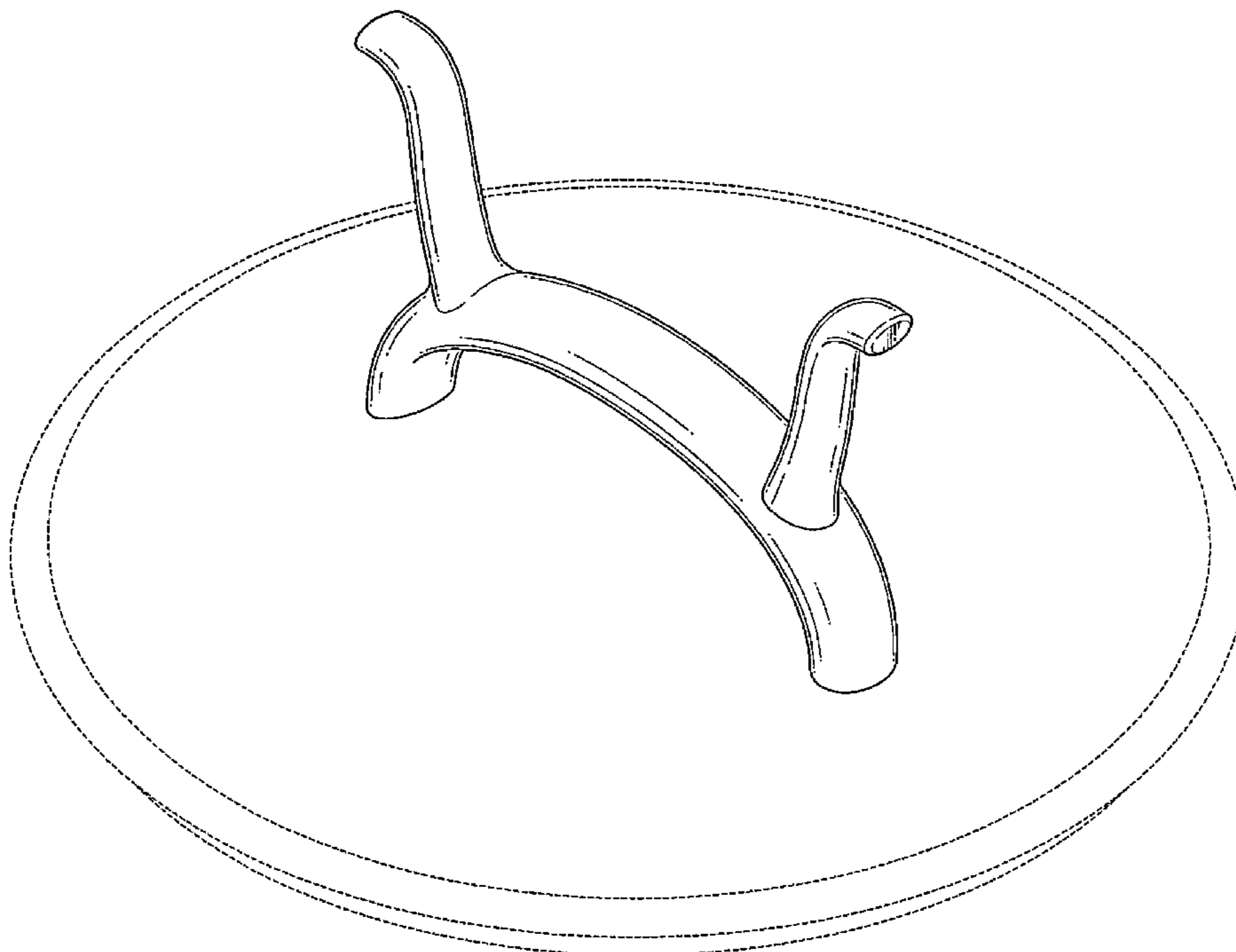
(57) **CLAIM**

The ornamental design for a pot lid handle, as shown and
described.

DESCRIPTION

FIG. 1 is a perspective view of a pot lid handle.
FIG. 2 is a left end view of the pot lid handle of FIG. 1.
FIG. 3 is a right end view of the pot lid handle of FIG. 1.
FIG. 4 is a front side view of the pot lid handle of FIG. 1, the
rear side view being a mirror image thereto.
FIG. 5 is a top side view of the pot lid handle of FIG. 1,
FIG. 6 is a bottom side view of the pot lid handle of FIG. 1;
and,
FIG. 7 is a top perspective view of the pot lid handle, showing
the pot lid handle mounted on a pot lid.
The broken lines depict environmental subject matter only
and form no part of the claimed design.

1 Claim, 3 Drawing Sheets






FIG. 1

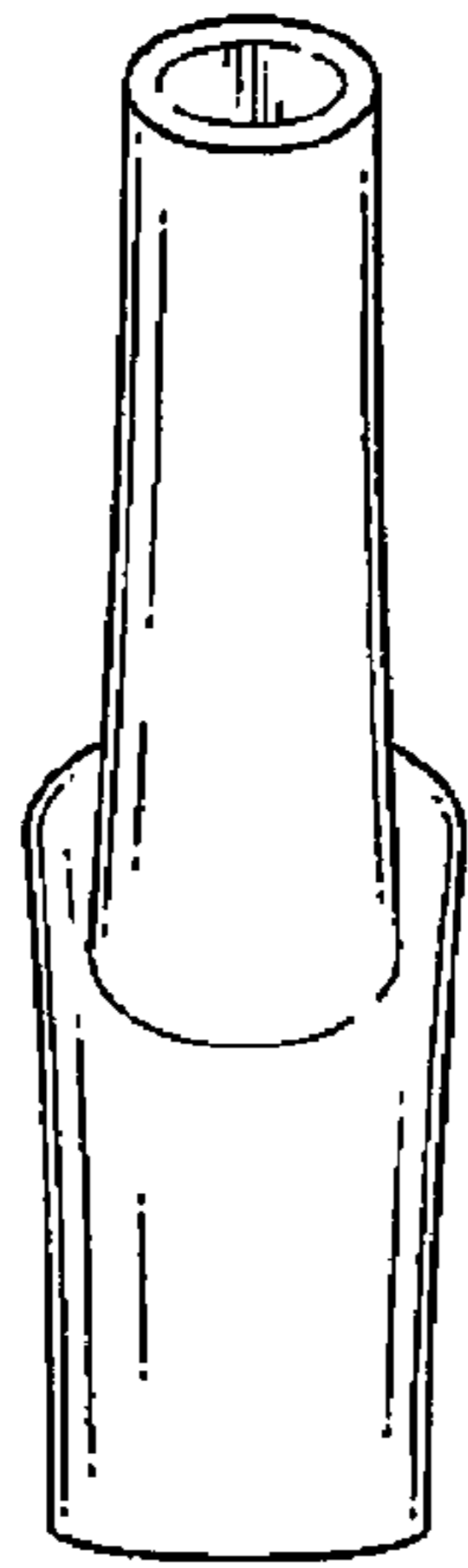


FIG. 2

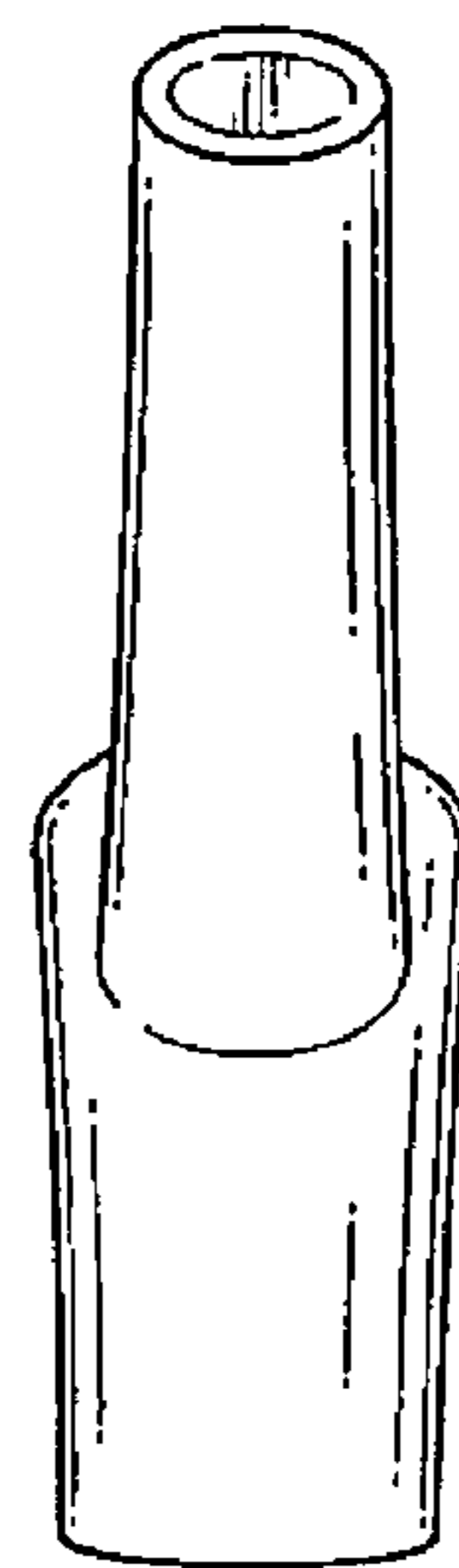


FIG. 3

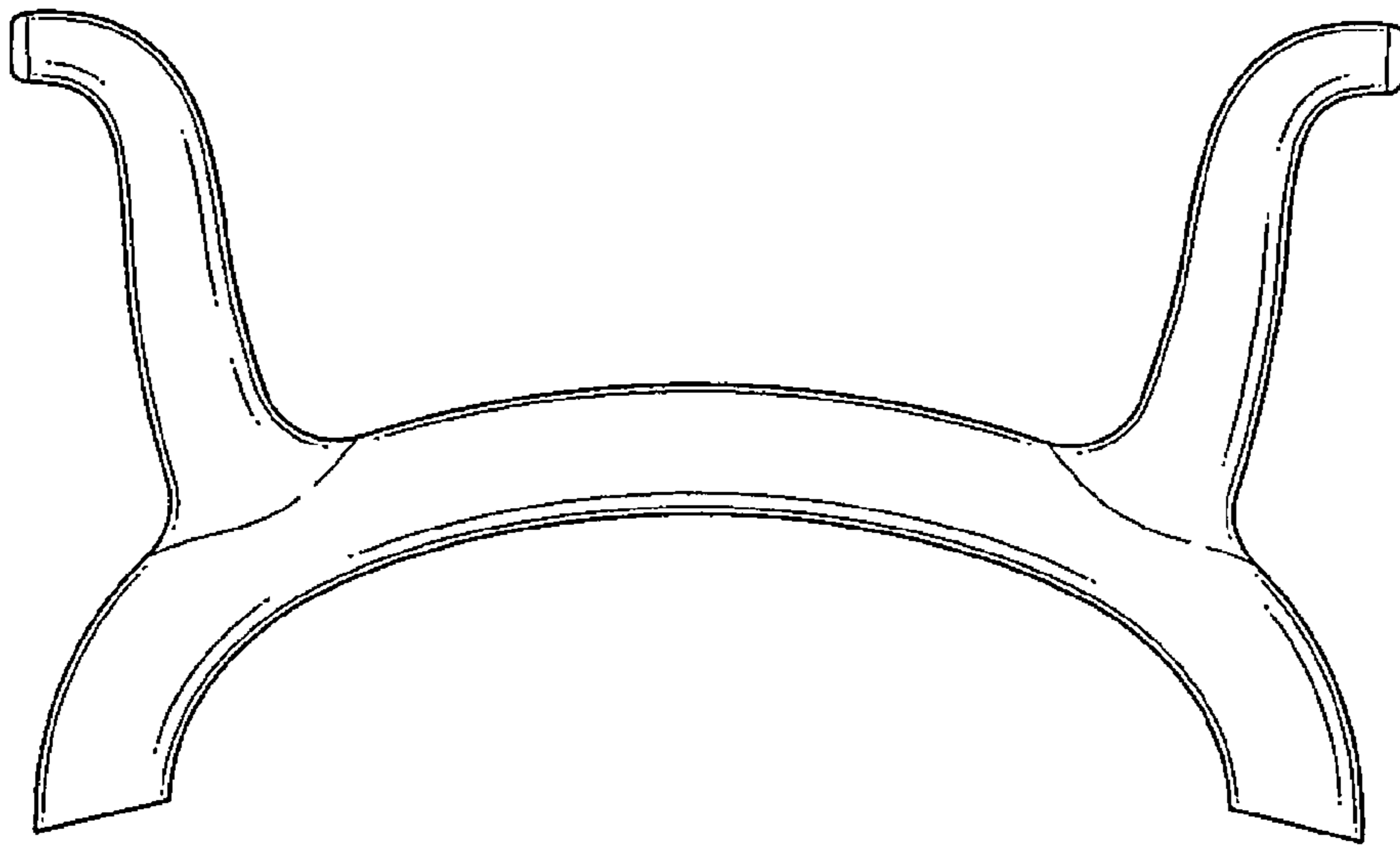


FIG. 4




FIG. 5




FIG. 6

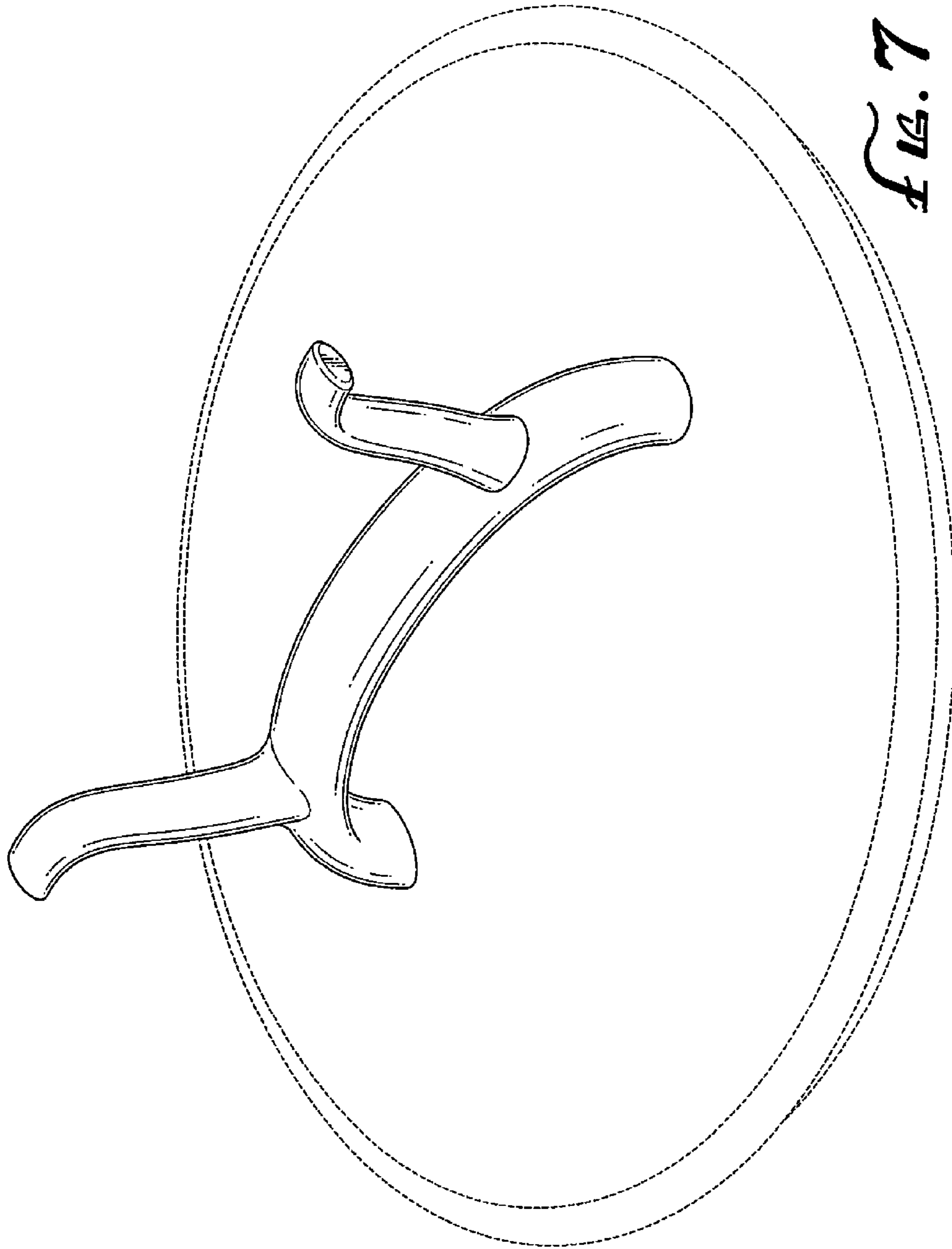


Fig. 7