



US00D712697S

(12) **United States Design Patent**
Stamper et al.

(10) **Patent No.:** **US D712,697 S**

(45) **Date of Patent:** **** Sep. 9, 2014**

(54) **STORAGE CONTAINER LID**

Primary Examiner — George D Kirschbaum

Assistant Examiner — Kendra L Hamilton

(71) Applicants: **Leonard Royce Stamper**, Anaheim, CA (US); **Brian John Sykes**, Mission Viejo, CA (US)

(72) Inventors: **Leonard Royce Stamper**, Anaheim, CA (US); **Brian John Sykes**, Mission Viejo, CA (US)

(73) Assignee: **Shye Worldwide LLC**, Lake Forest, CA (US)

(**) Term: **14 Years**

(21) Appl. No.: **29/446,112**

(22) Filed: **Feb. 20, 2013**

(51) **LOC (10) Cl.** **07-01**

(52) **U.S. Cl.**
USPC **D7/392.1**

(58) **Field of Classification Search**
CPC B65D 2543/00296
USPC D7/392.1, 391, 392, 397; 220/212, 213;
D9/451, 435, 452
See application file for complete search history.

(56) **References Cited**

U.S. PATENT DOCUMENTS

| | | | | | |
|-----------|-----|--------|----------------|-------|----------|
| 2,752,970 | A * | 7/1956 | Tupper | | 220/802 |
| D287,573 | S * | 1/1987 | Tyler | | D9/435 |
| D356,497 | S * | 3/1995 | Zimmerman | | D9/435 |
| D447,382 | S * | 9/2001 | Tucker et al. | | D7/392.1 |
| D485,468 | S * | 1/2004 | Roth et al. | | D7/392.1 |
| D521,380 | S * | 5/2006 | Jackson et al. | | D9/435 |
| D585,699 | S * | 2/2009 | Furlong | | D7/392.1 |
| D653,913 | S | 2/2012 | Stamper et al. | | |
| D677,568 | S * | 3/2013 | Sina | | D9/451 |
| D684,008 | S * | 6/2013 | Dagan et al. | | D7/393 |

* cited by examiner

(57) **CLAIM**

The ornamental design for a storage container lid, as shown and described.

DESCRIPTION

FIG. 1 is a Top view of the lid and the surface ornamentation. The dashed line areas form no part of the claimed design. A solid line parallel to a dashed line marks the boundary between the claimed design and the unclaimed portion, and that solid, parallel line is not included in the claim.

FIG. 2 is a view of a detail of the lid, and the surface ornamentation.

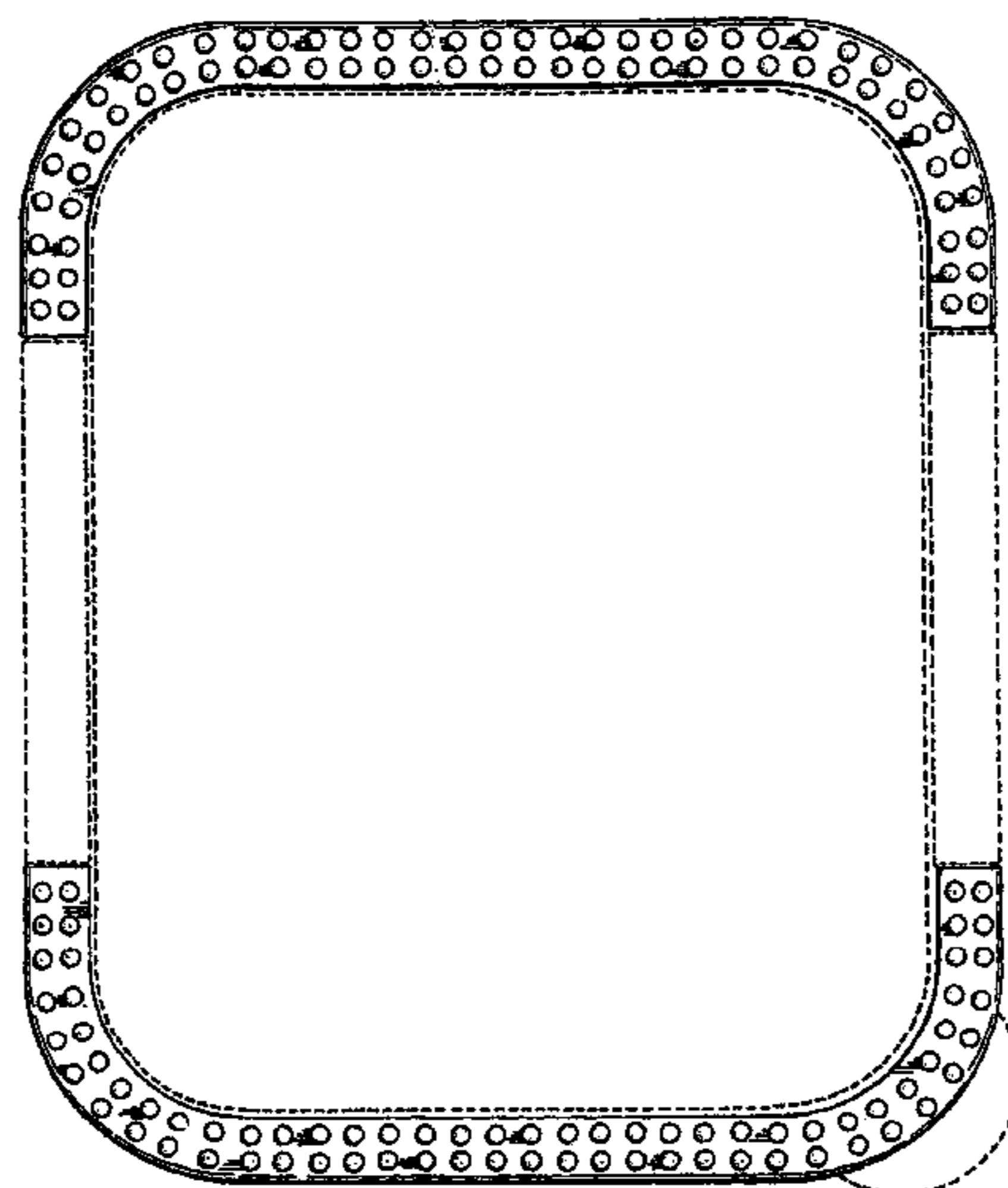
FIG. 3 is a Side view of the lid and surface ornamentation. FIG. 3 is a view of the side shown in detail in FIG. 2. The dashed line areas form no part of the claimed design.

FIG. 4 is a Side view of the lid and surface ornamentation. The dashed line areas form no part of the claimed design.

FIG. 5 is a Side view of the lid and surface ornamentation. FIG. 5 is a view of the side that extends between what is shown in FIGS. 3 and 4. The dashed line areas form no part of the claimed design. A solid line parallel to a dashed line marks the boundary between the claimed design and the unclaimed portion, and that solid, parallel line is not included in the claim; and,

FIG. 6 is a Side view of the lid and surface ornamentation. FIG. 6 also is a view of the side that extends between what is shown in FIGS. 3 and 4. The dashed line areas form no part of the claimed design. A solid line parallel to a dashed line marks the boundary between the claimed design and the unclaimed portion, and that solid, parallel line is not included in the claim.

1 Claim, 3 Drawing Sheets



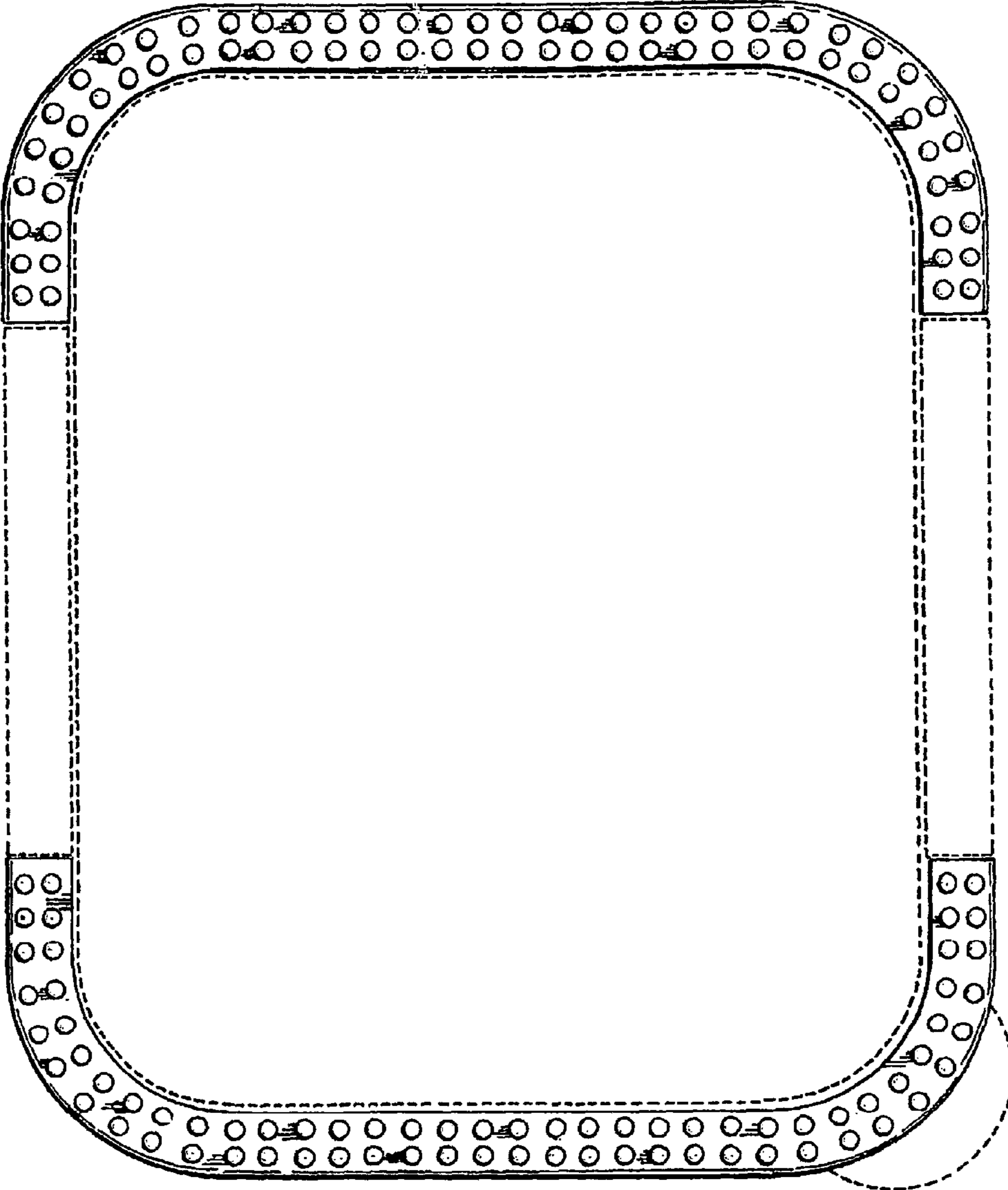


FIG. 1

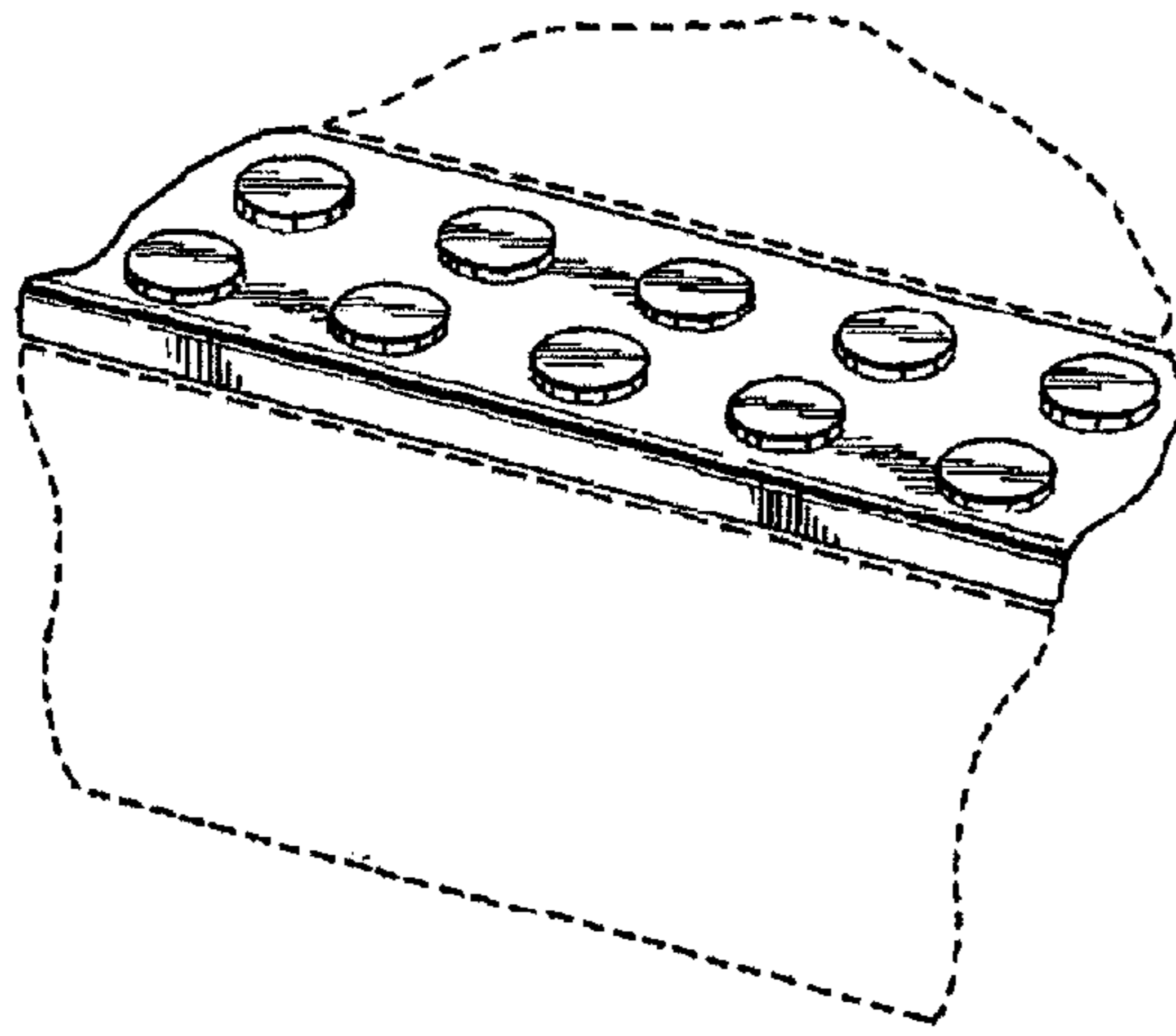


Fig. 2




Fig. 3




Fig. 4




Fig. 5

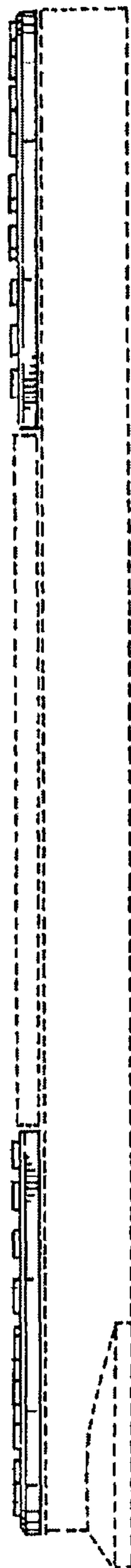


Fig. 6