



US00D712686S

(12) **United States Design Patent**  
**Day et al.**

(10) **Patent No.:** **US D712,686 S**

(45) **Date of Patent:** **\*\* Sep. 9, 2014**

(54) **CRAFT ARMOIRE**

(71) Applicant: **Jinger Adams Designs, LLC**, Lehi, UT  
(US)

(72) Inventors: **Kristy Day**, Lehi, UT (US); **Jinger Adams**, Lehi, UT (US)

(73) Assignee: **Jinger Adams Designs, LLC**, Lehi, UT  
(US)

(\*\*) Term: **14 Years**

(21) Appl. No.: **29/446,391**

(22) Filed: **Feb. 22, 2013**

(51) **LOC (10) Cl.** ..... **06-01**

(52) **U.S. Cl.**  
USPC ..... **D6/663**

(58) **Field of Classification Search**

CPC ..... A47B 87/00; A47B 87/02; A47B 17/04;  
A47B 88/22; A47B 67/005; A47B 67/00;  
A47B 67/02; A47B 81/00; A47B 47/03;  
E06B 3/486; E06B 3/5045; D06F 67/005  
USPC ..... D6/559, 663, 664, 664.1; 297/107, 108,  
297/109, 138.1, 204, 224, 226, 227, 237,  
297/257.1; D3/294, 903

See application file for complete search history.

(56) **References Cited**

U.S. PATENT DOCUMENTS

D319,153	S	*	8/1991	Powell	.....	D3/903
D319,154	S	*	8/1991	Powell	.....	D6/663
D368,583	S	*	4/1996	Sharer et al.	.....	D3/294
D383,937	S	*	9/1997	Myers	.....	D6/559
5,681,100	A	*	10/1997	Powell	.....	312/227
D387,920	S	*	12/1997	Powell	.....	D6/664
D558,482	S	*	1/2008	Greiner	.....	D6/663
7,651,178	B2	*	1/2010	Greiner	.....	312/226

\* cited by examiner

*Primary Examiner* — Mimosa De

(74) *Attorney, Agent, or Firm* — Thorpe North & Western LLP


(57) **CLAIM**

The ornamental design for a craft armoire, as shown and described herein.

**DESCRIPTION**

FIG. 1 is a front perspective view of the device angled at center hinges in accordance with my invention;  
FIG. 2 is a front view in a flat opened position;  
FIG. 3 is a back view thereof;  
FIG. 4 is a right side view thereof, taken from the right side of FIG. 2;  
FIG. 5 is a left side view thereof, taken from the left side of FIG. 2;  
FIG. 6 is a bottom view thereof;  
FIG. 7 is a top view thereof;  
FIG. 8 is a front closed perspective view thereof; and,  
FIG. 9 is a back closed perspective view thereof.

**1 Claim, 5 Drawing Sheets**



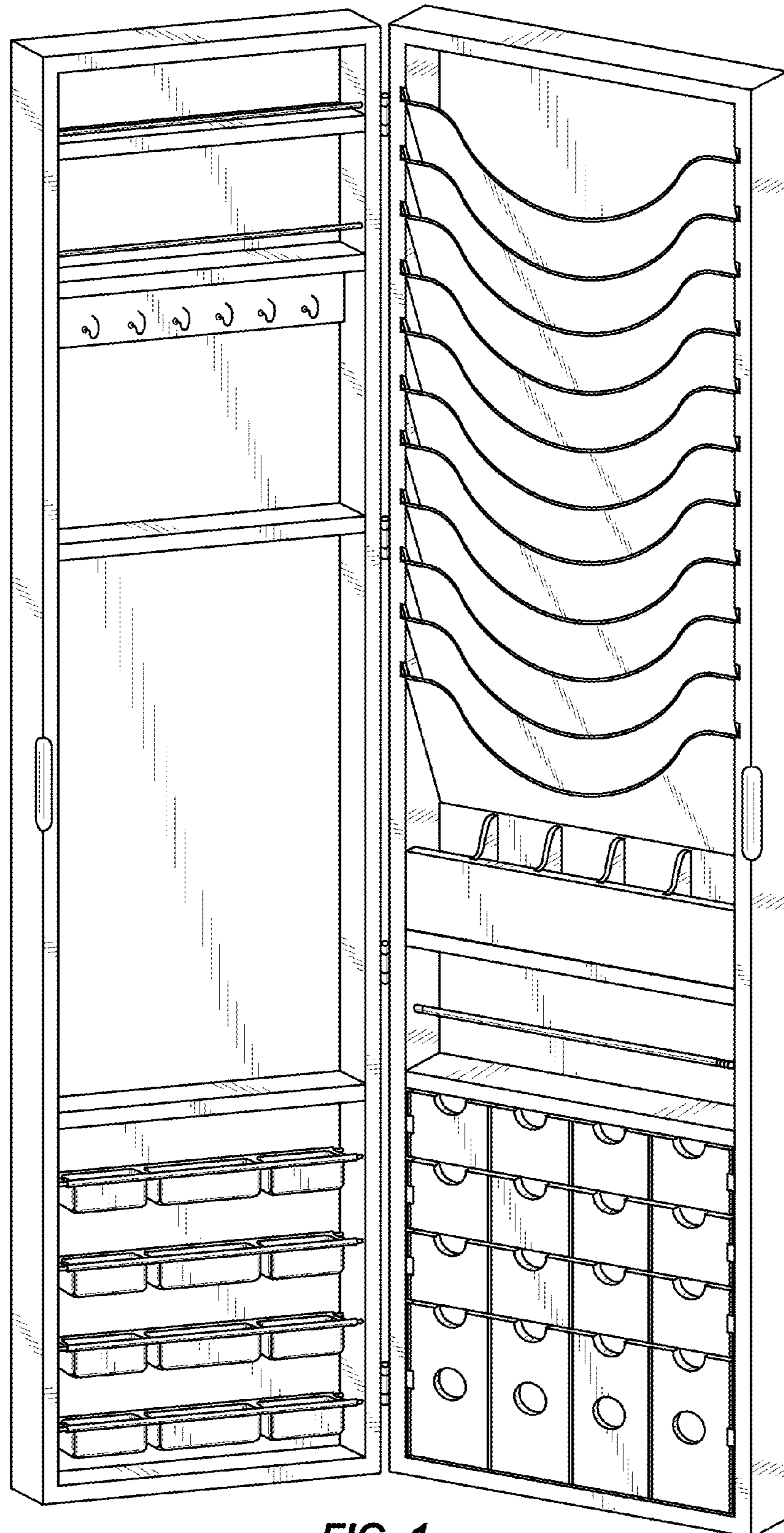


FIG. 1

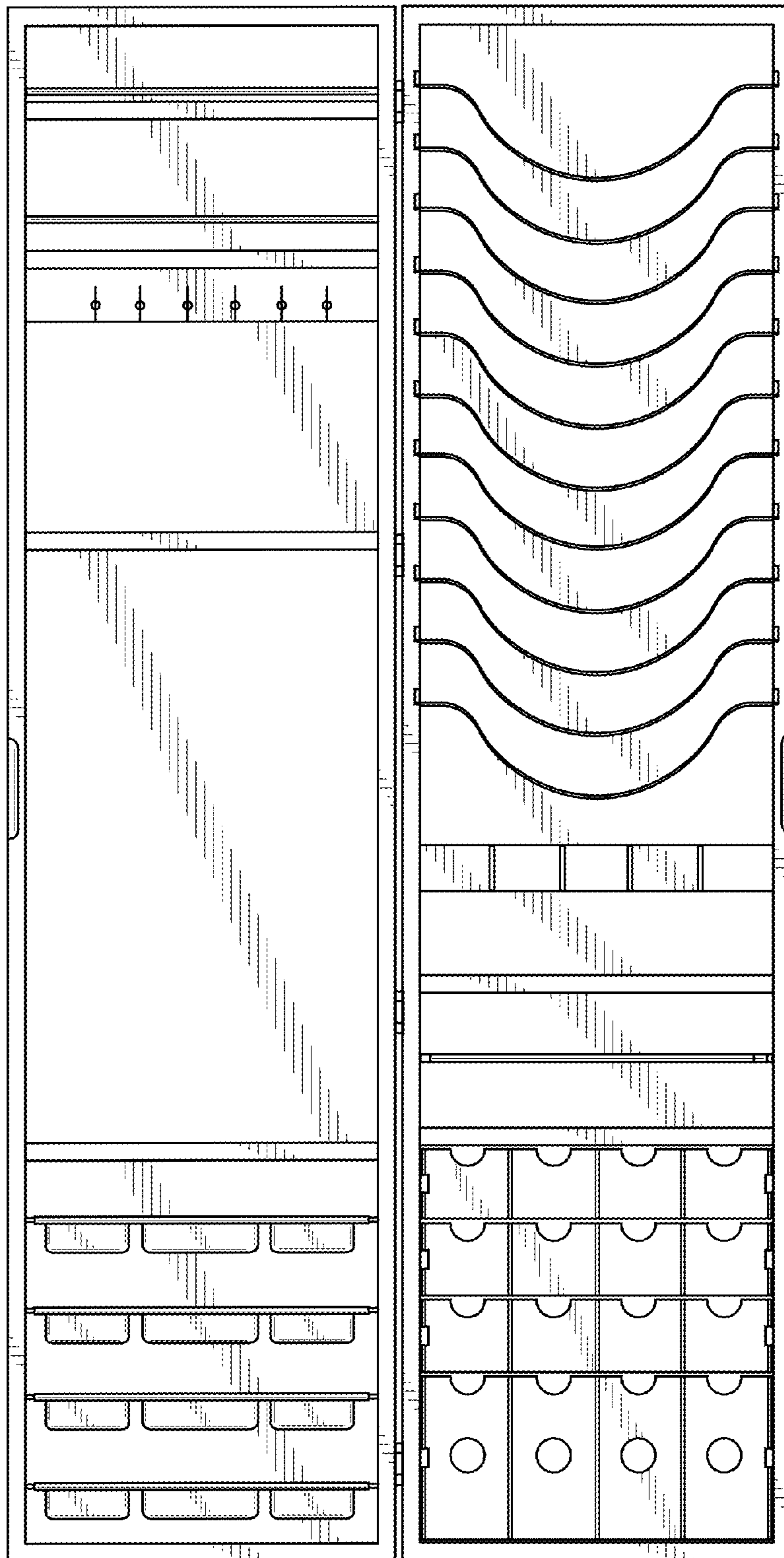

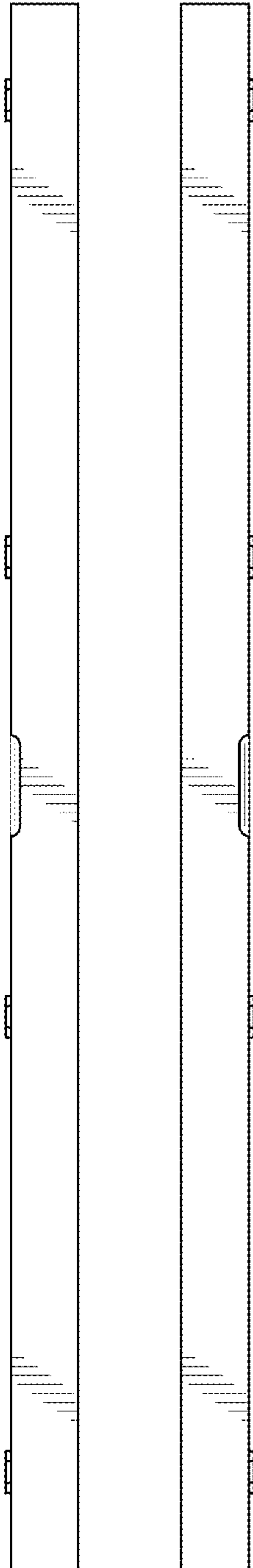


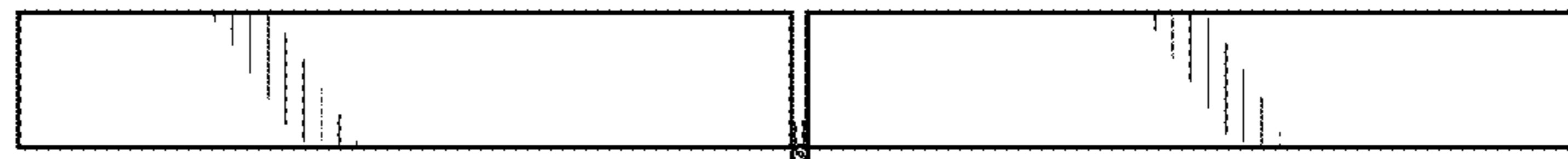
FIG. 2



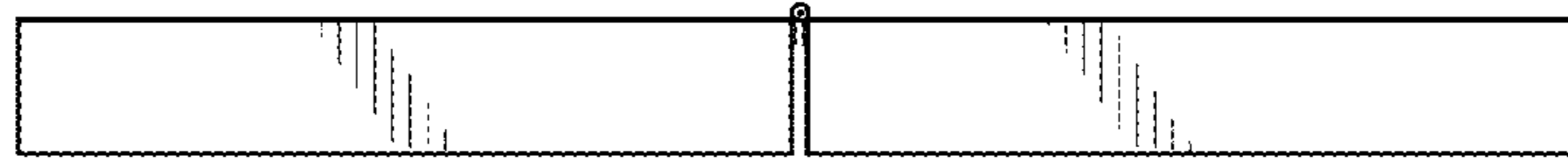
**FIG. 3**



**FIG. 4** **FIG. 5**



**FIG. 6**



**FIG. 7**

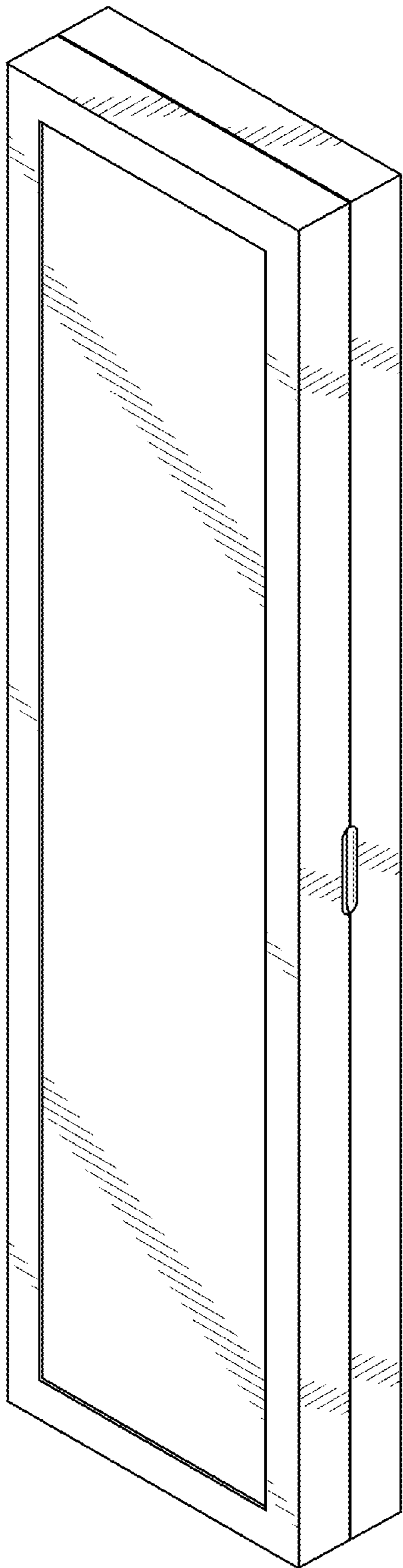


FIG. 8

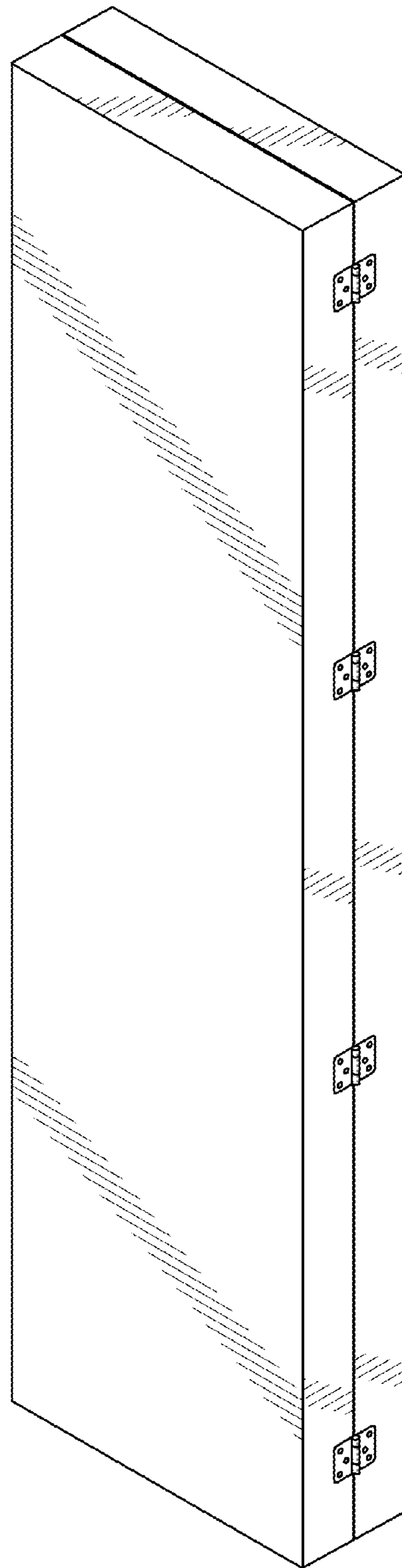


FIG. 9