



US00D712659S

(12) **United States Design Patent**
Hays et al.

(10) **Patent No.:** **US D712,659 S**

(45) **Date of Patent:** **** Sep. 9, 2014**

- (54) **POUCH**
- (71) Applicants: **Robert K. Hays**, Hendersonville, NC (US); **Karen K. Wright**, Little River, SC (US)
- (72) Inventors: **Robert K. Hays**, Hendersonville, NC (US); **Karen K. Wright**, Little River, SC (US)
- (73) Assignee: **Karen K. Wright**, Little River, SC (US)
- (**) Term: **14 Years**
- (21) Appl. No.: **29/443,315**
- (22) Filed: **Jan. 16, 2013**
- (51) **LOC (10) Cl.** **03-01**
- (52) **U.S. Cl.**
USPC **D3/303**
- (58) **Field of Classification Search**
USPC D3/255, 221, 247, 303; D9/707, 705, D9/709, 433, 901; 229/307, 79, 80.5, 68.1, 229/76, 80, 92.7, 92.4; D19/3
See application file for complete search history.

D356,210 S	3/1995	Howell	
5,401,546 A	3/1995	Meattle	
D360,528 S	7/1995	Caligiuri	
D377,946 S *	2/1997	French et al.	D19/3
D405,606 S	2/1999	Merritt	
5,941,437 A	8/1999	Okumura	
D421,459 S	3/2000	Cobb	
D458,449 S	6/2002	Bennett et al.	
D477,135 S *	7/2003	Fu	D3/247
D522,750 S *	6/2006	Girod	D3/303
D531,407 S	11/2006	Montague	
D589,702 S *	4/2009	Hale	D3/255
D590,440 S	4/2009	Taute et al.	
D590,594 S	4/2009	Nathanson	
D623,852 S *	9/2010	Kroll	D3/226
D630,016 S *	1/2011	Rutjes	D3/303
D651,790 S *	1/2012	Groves	D3/203.5
D657,552 S *	4/2012	Koppel et al.	D3/218
D679,499 S *	4/2013	Harris	D3/303
2002/0185508 A1	12/2002	Clark et al.	

* cited by examiner

Primary Examiner — Deanna L Pratt

Assistant Examiner — Ieisha Price

(74) *Attorney, Agent, or Firm* — P. Jeff Martin; The Law Firm of P. Jeffrey Martin, LLC

(57) **CLAIM**

The ornamental design for a pouch, as shown and described.

DESCRIPTION

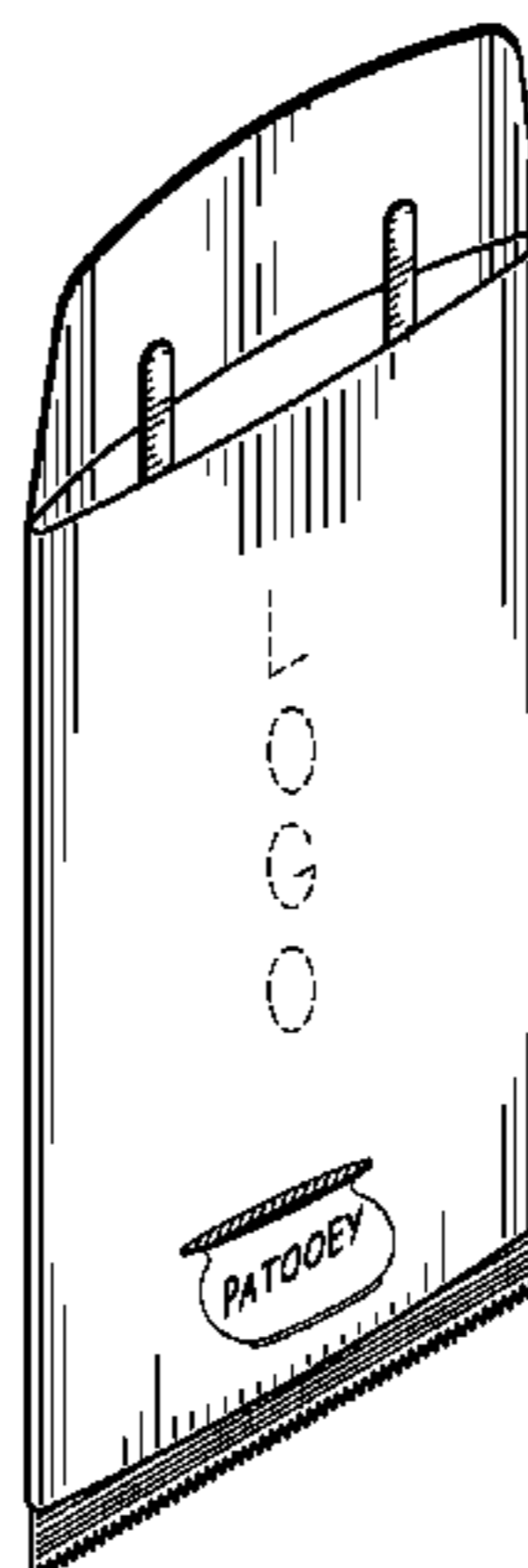
FIG. 1 is a top perspective view of a pouch showing my new design;
 FIG. 2 is a left side view thereof, the right side view being a mirror image;
 FIG. 3 is a front end view thereof;
 FIG. 4 is a rear end view of thereof;
 FIG. 5 is a top plan view thereof; and
 FIG. 6 is a bottom plan view thereof; and,
 FIG. 7 is a top plan view of the pouch shown in a folded condition.
 The broken lines in the drawings illustrate portions of the pouch which form no part of the claimed design.

1 Claim, 3 Drawing Sheets

(56) **References Cited**

U.S. PATENT DOCUMENTS

546,048 A *	9/1895	Kelly	229/68.1
693,704 A *	2/1902	Haberstroh	229/79
763,035 A *	6/1904	Archer	229/92.7
768,340 A *	8/1904	Ormsbee	229/68.1
1,124,440 A *	1/1915	Hopper	229/75
1,746,315 A *	2/1930	Little	229/72
1,941,847 A *	1/1934	McLaughlin	206/0.815
1,981,440 A *	11/1934	Swift	229/80
2,330,666 A *	9/1943	Berkowitz	229/80
2,418,421 A *	4/1947	Murray	33/501
2,594,050 A *	4/1952	Matthiesen	229/78.2
3,151,649 A	10/1964	Mitchell, Jr.	
3,313,473 A *	4/1967	Witters	229/80
3,889,873 A *	6/1975	Clough	229/72
D271,622 S	11/1983	Holloway	
D306,555 S	3/1990	Lane et al.	



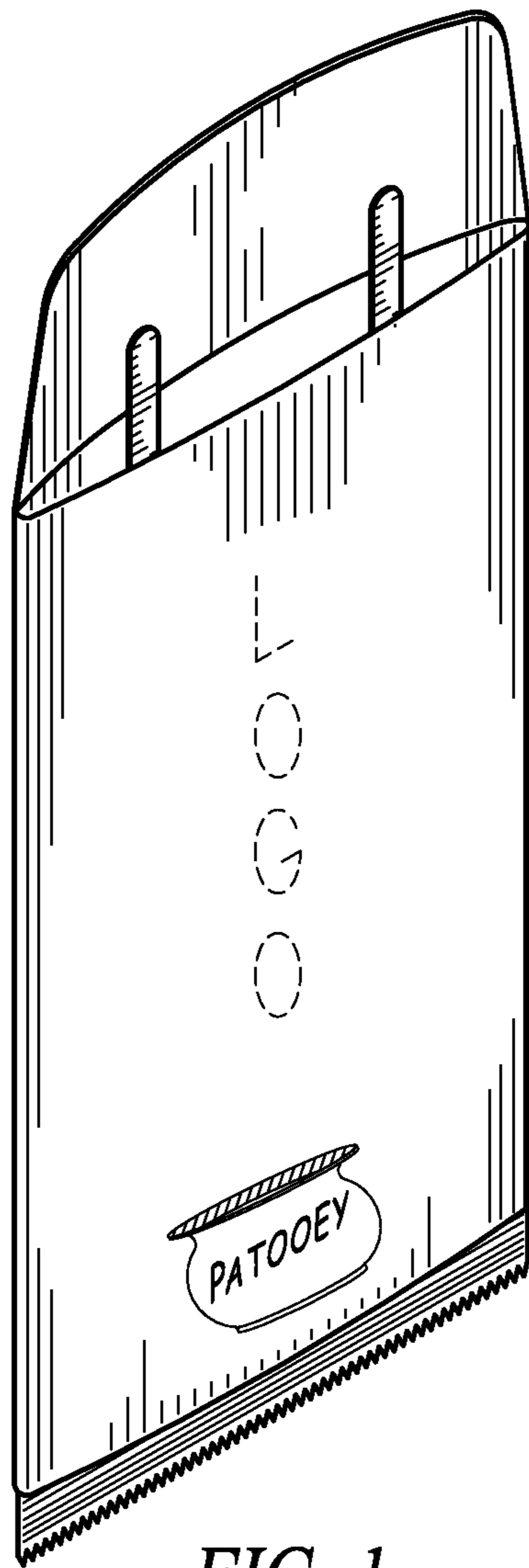


FIG. 1



FIG. 2



FIG. 3



FIG. 4

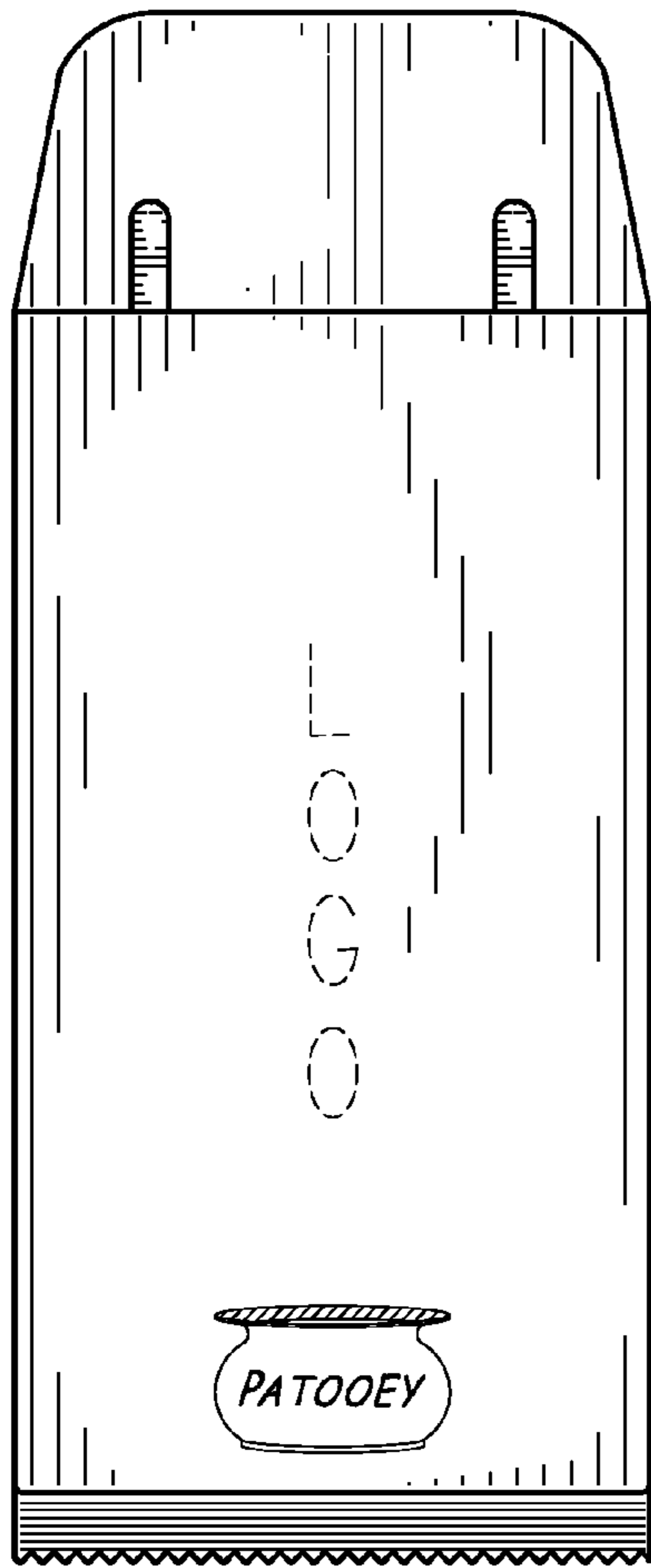


FIG. 5

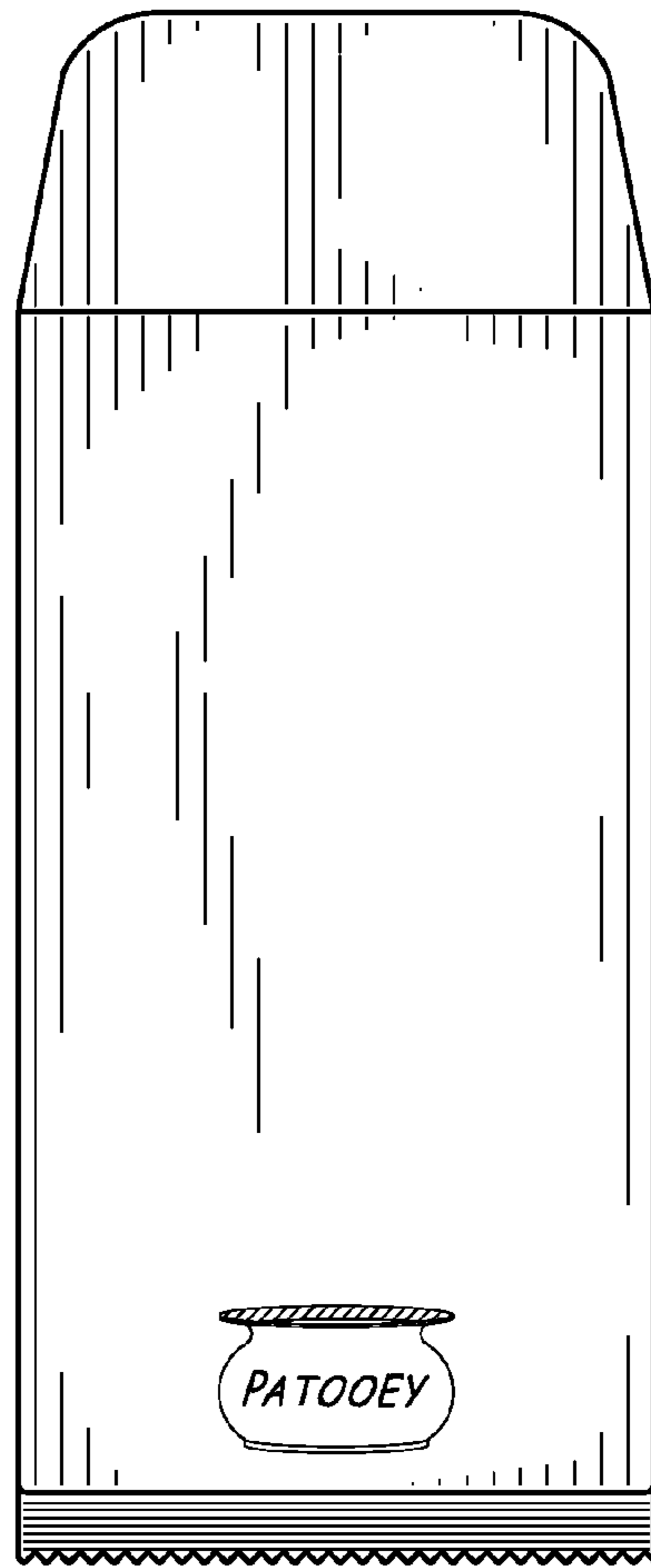


FIG. 6

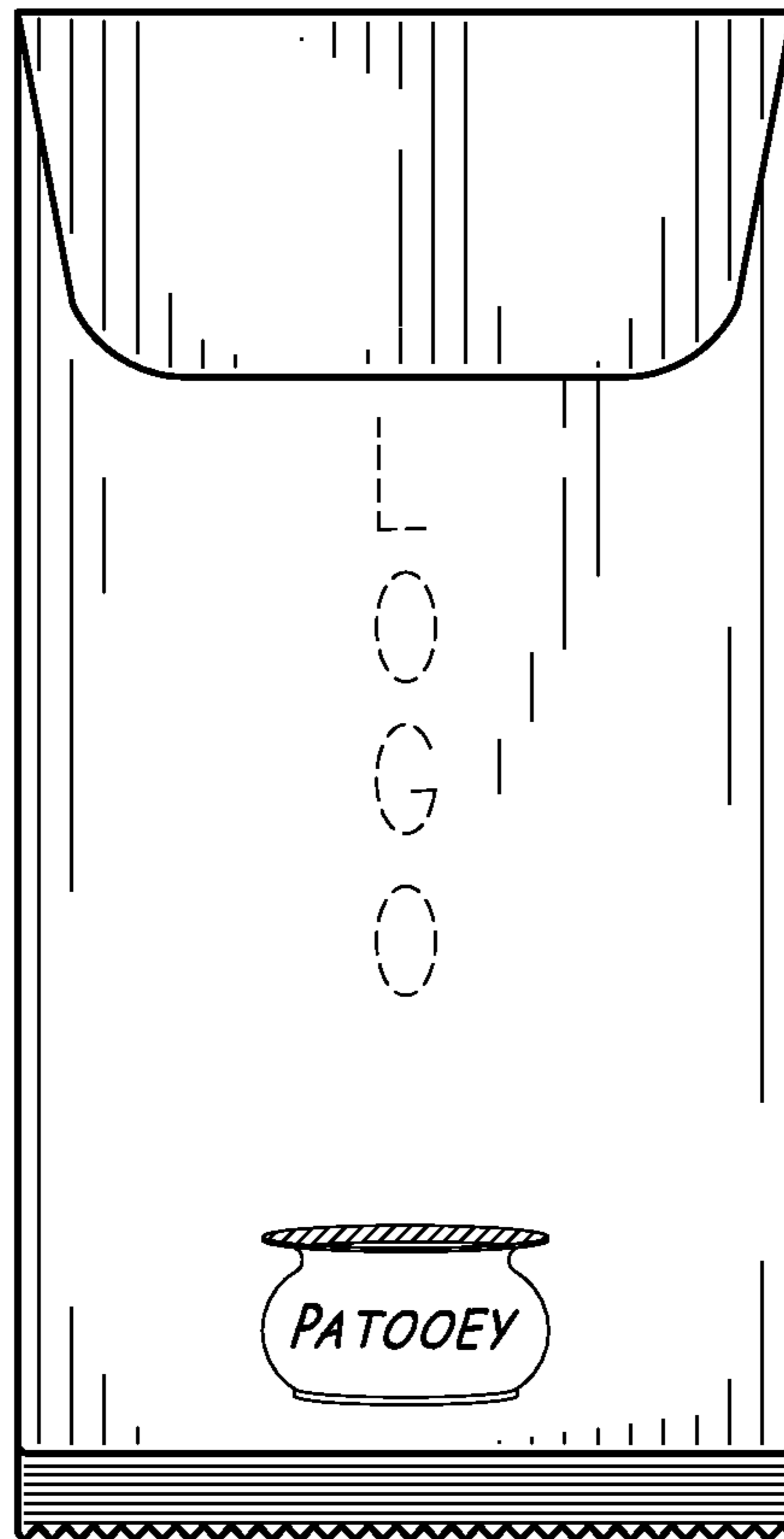


FIG. 7