



US00D712655S

(12) **United States Design Patent**
Tischler

(10) **Patent No.:** **US D712,655 S**
(45) **Date of Patent:** **** Sep. 9, 2014**

- (54) **BUSINESS CARD HOLDER**
- (71) Applicant: **Ruth Louise Tischler**, Monroe, MI (US)
- (72) Inventor: **Ruth Louise Tischler**, Monroe, MI (US)
- (**) Term: **14 Years**
- (21) Appl. No.: **29/450,124**
- (22) Filed: **Mar. 15, 2013**
- (51) **LOC (10) Cl.** **03-01**
- (52) **U.S. Cl.**
USPC **D3/247**
- (58) **Field of Classification Search**
USPC 150/131-149, 152, 165; 206/39, 232,
206/424, 425, 457, 494, 534; 40/124.01,
40/124.06, 124.09, 358, 910-912;
D14/250; D3/203.1, 203.5, 203.6,
D3/203.8, 225-227, 247-253, 299, 301,
D3/303
See application file for complete search history.

(56) **References Cited**

U.S. PATENT DOCUMENTS

2,127,677	A *	8/1938	Collin	206/39
3,565,148	A *	2/1971	Miller	150/147
D284,822	S *	7/1986	Walsh	D3/247
D314,587	S *	2/1991	Young	D3/247
D434,570	S *	12/2000	Thorne et al.	D6/301
6,202,839	B1 *	3/2001	Petersen et al.	206/308.1
D468,903	S *	1/2003	Ward, II	D3/227
D482,195	S *	11/2003	Hansen et al.	D3/227

D583,867	S *	12/2008	Powers et al.	D19/52
D641,551	S *	7/2011	Deinert	D3/247
D646,485	S *	10/2011	Mason	D3/299
D657,557	S *	4/2012	Deinert	D3/247
D658,879	S *	5/2012	Sgambellone	D3/303
D685,842	S *	7/2013	Glass et al.	D19/3

* cited by examiner

Primary Examiner — Adir Aronovich
Assistant Examiner — Ethiene Salgado-Rodriguez
(74) *Attorney, Agent, or Firm* — Mitchell M Musial, PLLC


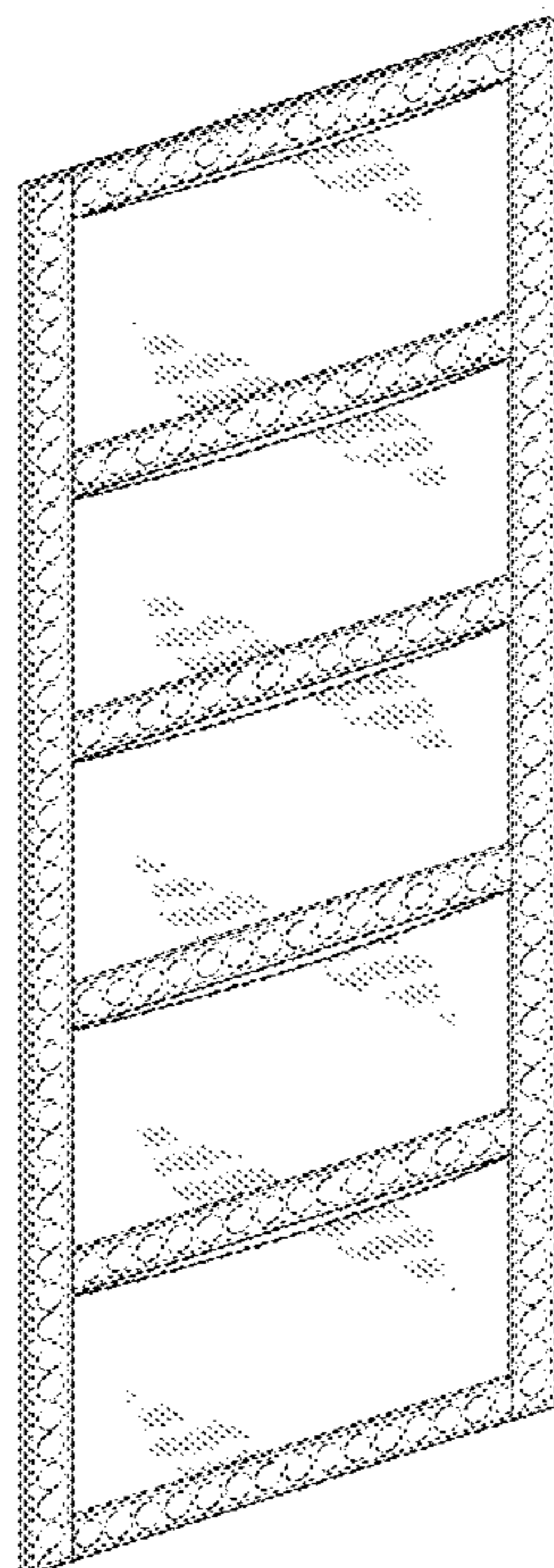
(57) **CLAIM**

The ornamental design for a business card holder, as shown and described.

DESCRIPTION

FIG. 1 is a front perspective view of a business card holder showing my present invention;
 FIG. 2 is a front elevational view thereof;
 FIG. 3 is a rear elevational view thereof;
 FIG. 4 is a right side elevational view thereof, the undisclosed left side view being a mirror image thereof;
 FIG. 5 is a top plan view thereof; and,
 FIG. 6 is a bottom plan view thereof.
 The broken lines showing of a circular patterned framing around the card pockets in FIGS. 1 and 2 are shown to illustrate portions of embodied of the article which form no part of the claimed design. The cross line pattern partially shown in FIG. 3 represents a conventional fabric and repeats uniformly throughout the indicated area.

1 Claim, 4 Drawing Sheets



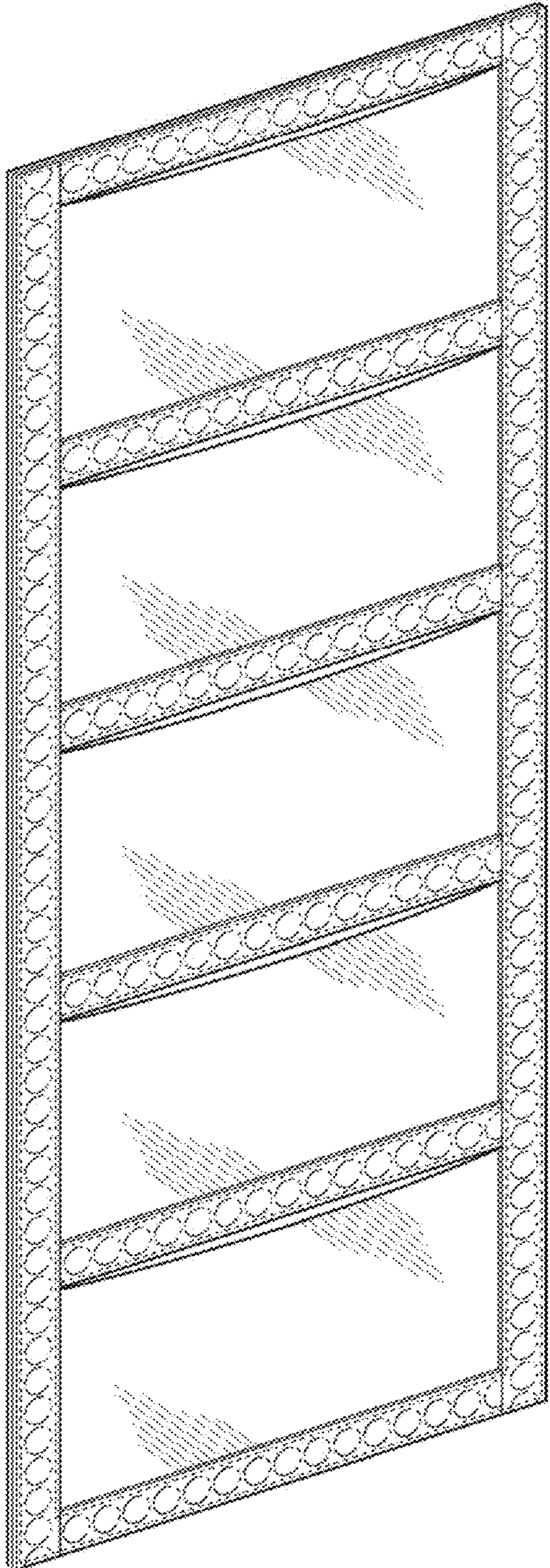


FIG. 1

FIG. 2

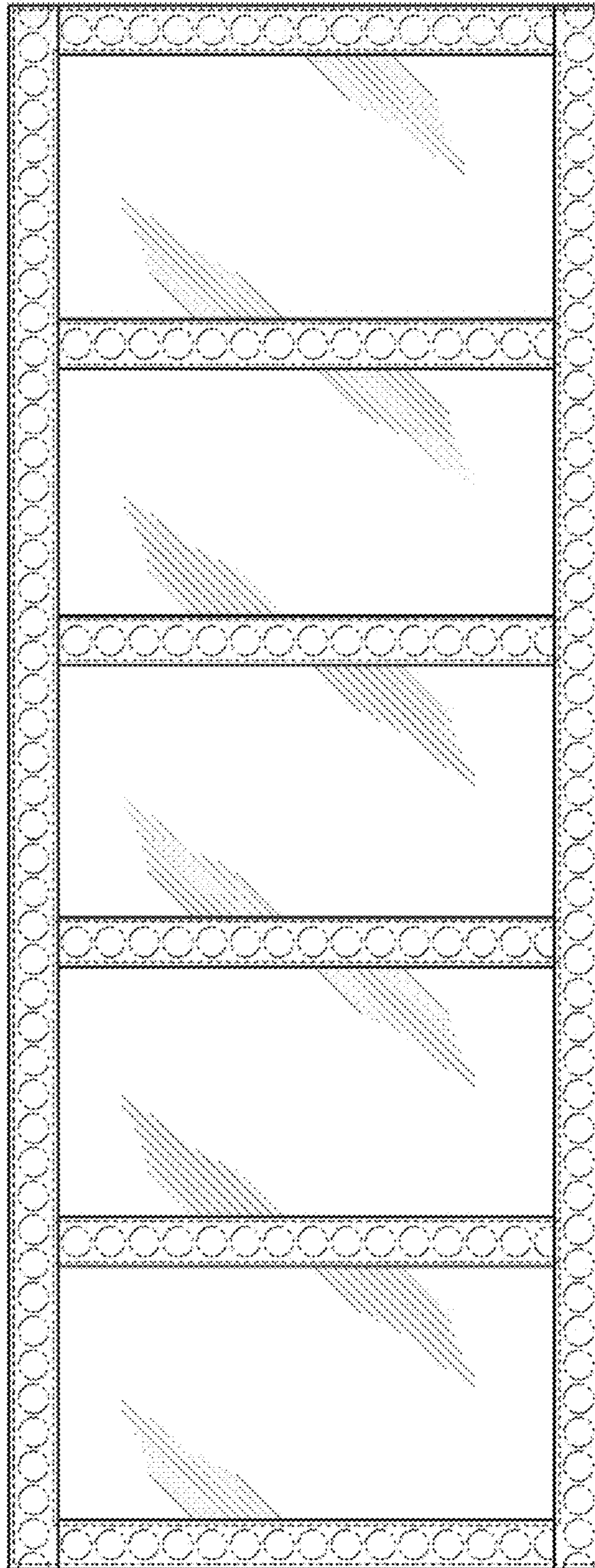


FIG. 3

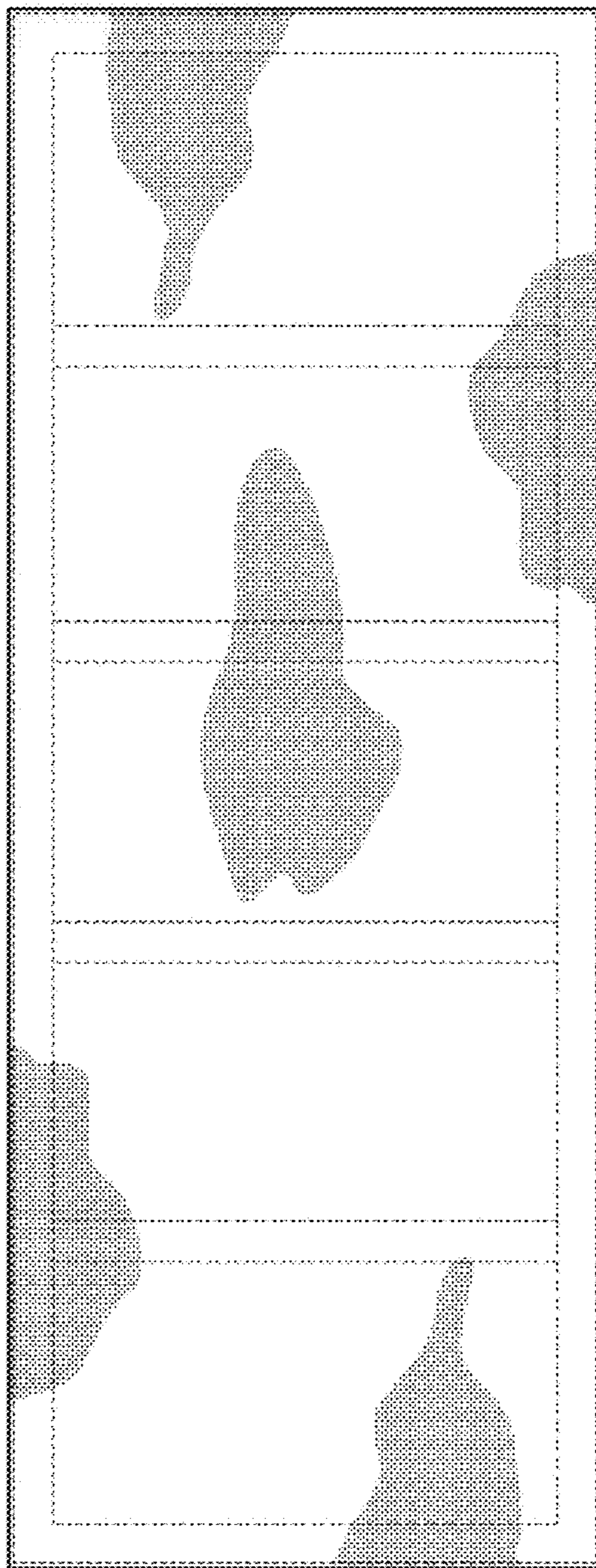




FIG. 4




FIG. 5



FIG. 6